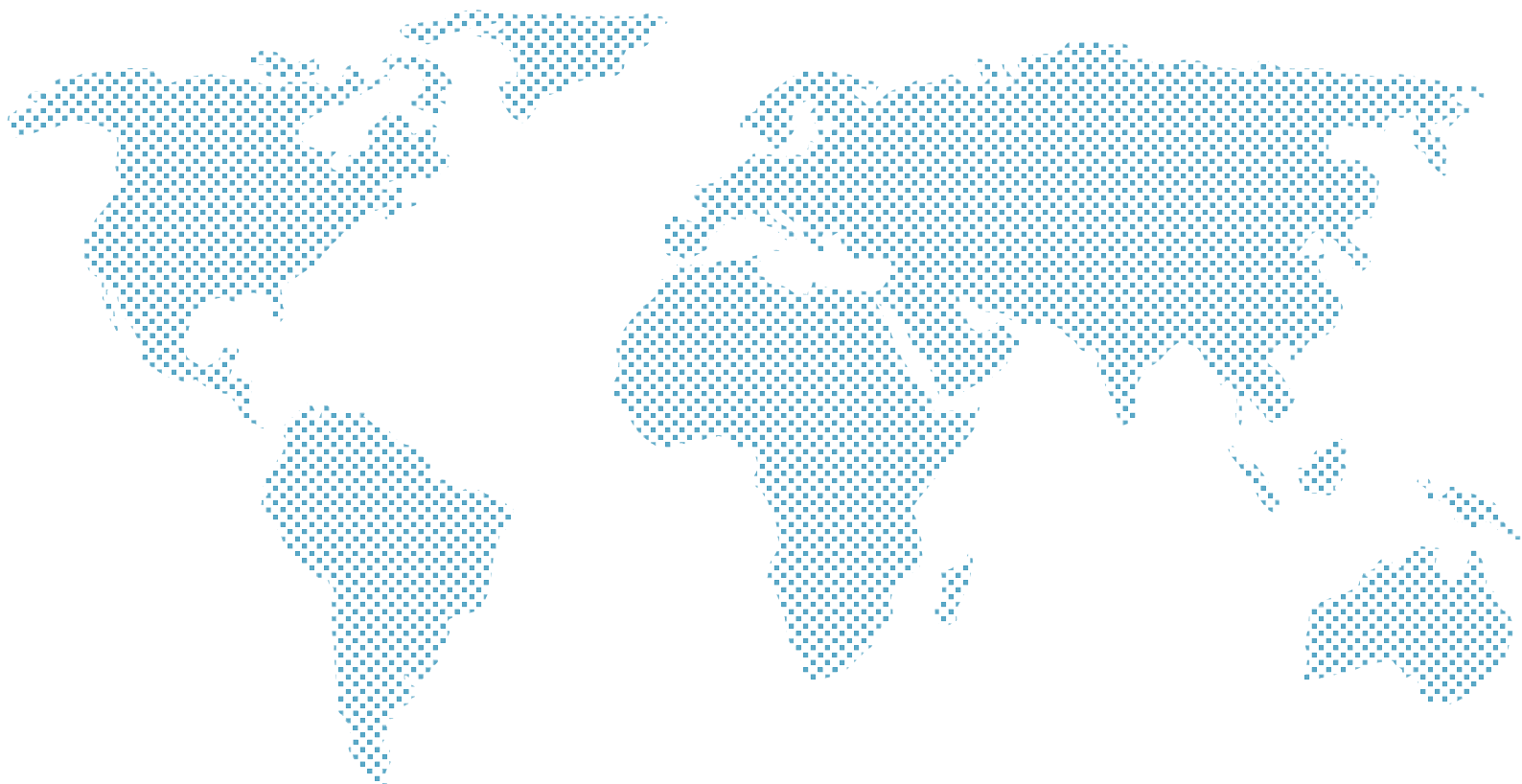




*Empowered lives.
Resilient nations.*

SMALL GRANTS PROGRAMME

AFRICA REGION



RESULTS FACTSHEET: 2016-2017

RESULTS METHODOLOGY

Results are presented for reporting year, July 1, 2016- June 30, 2017, based on reporting by 39 SGP Africa Country Programmes. A conservative methodological approach is used for results calculations using only GEF funded projects that were completed during the reporting year. 312 GEF funded projects were completed and results for these are presented in this factsheet.

PORTFOLIO, 1 JULY 2016 – 30 JUNE 2017

NEW PROJECTS **438**

COMPLETED PROJECTS **312**

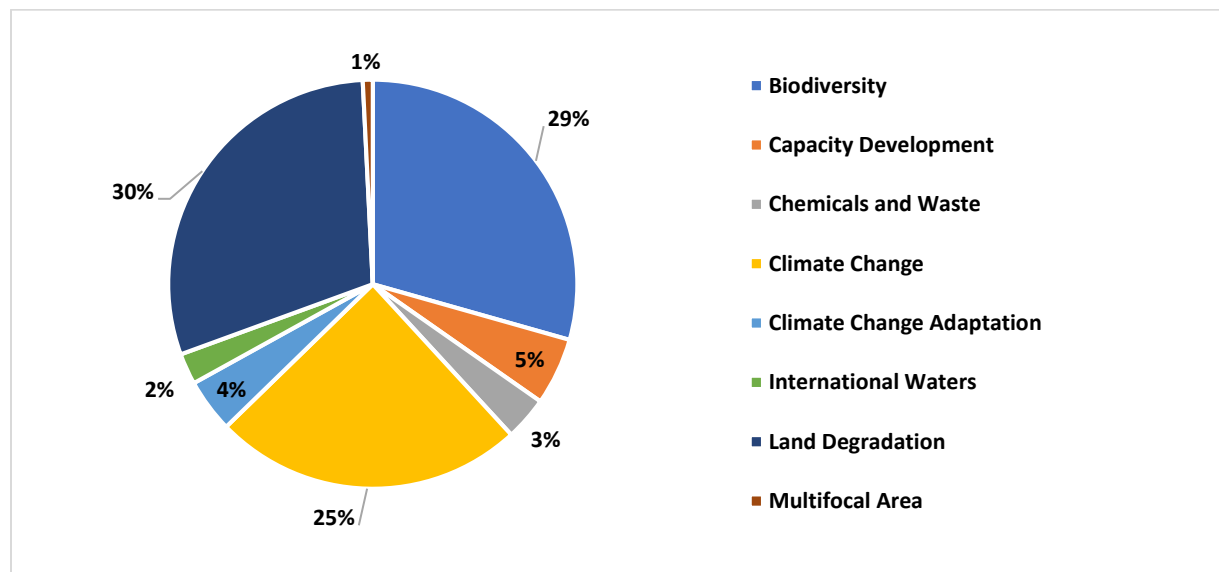
ONGOING PROJECTS **950**

FUNDING, ACTIVE PORTFOLIO OF GRANT PROJECTS FUNDED BY GEF

PROJECT FUNDING **USD 29 millions**

PROJECT LEVEL COFINANCING **USD 26 millions**

FOCAL AREA DISTRIBUTION OF SGP AFRICA ACTIVE PORTFOLIO



DEVELOPMENT RESULTS

BIODIVERSITY

Biodiversity: Projects completed - OP5 & OP6	92
Number of Protected areas (PAs)	30
Hectares of PAs	1,021,774
Number of ICCAs	56
Hectares of ICCAs	50,789
Sustainably produced biodiversity/agrobiodiversity products	121
Significant species with maintained or improved conservation status	142
Target landscapes/seascapes under sustainable use	51
Hectares of target landscapes/seascapes under sustainable use	1,235,202

CLIMATE CHANGE

Climate Change Mitigation: Projects completed- OP5 & OP6	70
Countries addressing barriers to deployment of low-GHG technologies	13
Hectares with restoration and enhancement of carbon stocks initiated	3,310
Typologies of energy access solutions with scaling up/ replication	35
Households achieving energy access co-benefits (ecosystem effects, income, health)	17,148

LAND DEGRADATION

Land degradation: Projects completed -OP5 &OP6	107
Community members with improved agricultural, land and water management practices	106,987
Hectares brought under improved agricultural, land and water management practices	9,826
Farmer leaders with successful demonstrations of agro-ecological practices	2,900
Farmer organizations/networks disseminating climate smart agro- ecological practices	406

INTERNATIONAL WATERS

International Waters: Projects completed - OP5 & OP6	10
Tons of land-based pollution reduced/ prevented from entering waterbodies	220
Hectares of marine/coastal areas/fishing grounds sustainably managed	27,450
Hectares of seascapes under improved sustainable use management systems	24,400

CHEMICALS AND WASTE

Chemicals and Waste (including Mercury): Projects completed - OP5 & OP6	13
Kilograms of pesticides reduced/prevented	5,400
Kilograms of solid waste prevented/reduced (such as plastics, agricultural waste)	154,804
Kilograms of e-waste collected/recycled	287,601
National networks on chemicals and waste management established/strengthened	16

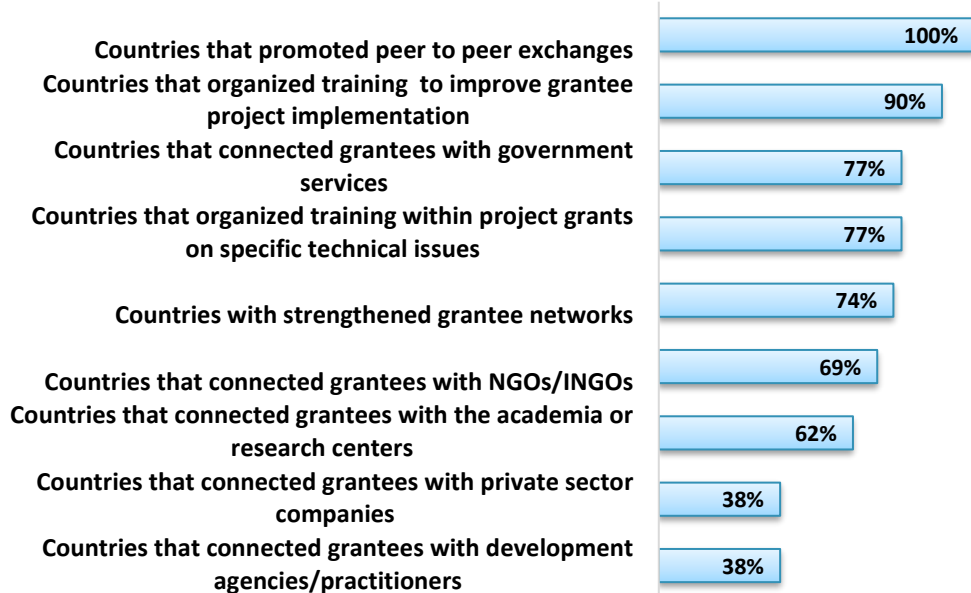
CAPACITY DEVELOPMENT

Capacity development (stand-alone grant projects)- OP5 & OP6	18
CSOs with capacities developed/ improved	281
CBOs with capacities developed/improved	189
People with capacities developed/improved	3,051

GRANTMAKER PLUS

Countries conducting CSO-Government Dialogue activities	15
Number of CSO- Government Dialogue platforms initiated	42
CSO/CBO representatives involved in the dialogues	1,062
Countries facilitating South- South Exchanges	9
Number of South- South exchanges between communities, CSOs and partners	12

Capacity Development Strategies used by SGP Africa Country Programmes



** Percentages based on 39 SGP Africa programmes that reported this year*

SOCIAL INCLUSION

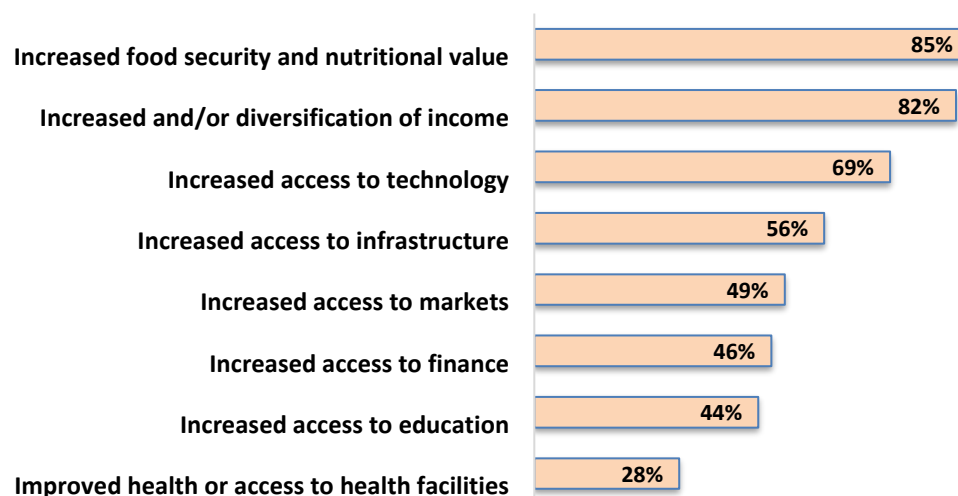
Gender mainstreaming: Projects completed - OP5 & OP6	287
Countries that incorporated gender considerations in project design	82%
Countries that partner with women's organization	49%
Countries conducting gender analysis/assessment at country/project level	41%
Countries conducting gender mainstreaming training for grantees	51%
Countries producing 'how to' guidance on gender mainstreaming in community projects	15%
Countries using NSC gender check list for approval of projects	69%
Countries having project targets on gender issues	38%
Countries supporting networking/creation of women organizations at national level	36%
Countries connecting women group projects at the national level with regional/global networks	26%
Countries with gender mainstreaming strategy/ gender action plan for country programme	31%
Projects completed led by women (e.g. female project coordinator/ led by woman cooperative/ women group)	63

Indigenous people: Projects completed -OP5 & OP6	16
Indigenous leaders with higher capacities for organizing IP projects and strong representation in policy advocacy	591
Youth: Projects completed -OP5 & OP6	93
Youth organizations participating in SGP projects	69
Disabled persons organizations participating in SGP projects	2

UPSCALING, REPLICATION AND POLICY INFLUENCE

Completed projects upscaled and replicated	32 (10%)
Completed projects with policy influence	25 (8%)
Completed projects improving livelihoods of communities	281 (90%)

Strategies employed to improve Livelihoods by SGP Africa Country Programmes



** Percentages based on 39 SGP Africa programmes that reported this year*

Use of market based initiatives to support sustainability of projects (% of SGP Africa Portfolio)

Green products	41%
Ecotourism	33%
Payment for ecosystem services	8%
Microcredit schemes	26%
Revolving funds	36%

Contributions to Agenda 2030 and Sustainable Development Goals (% of SGP Africa Portfolio)

SDG 1: End poverty in all its forms everywhere	62%
SDG 2: End hunger, achieve food security and improved nutrition and promote sustainable agriculture	62%
SDG 3: Ensure healthy lives and promote well-being for all at all ages	36%
SDG 4: Ensure inclusive and equitable quality education and promote lifelong learning opportunities for all	18%
SDG 5: Achieve gender equality and empower all women and girls	74%
SDG 6: Ensure availability and sustainable management of water and sanitation for all	36%
SDG 7: Ensure access to affordable, reliable, sustainable and modern energy for all	46%
SDG 8: Promote sustained, inclusive and sustainable economic growth, full and productive employment and decent work for all	28%
SDG 9: Build resilient infrastructure, promote inclusive and sustainable industrialization and foster innovation	13%
SDG 10: Reduce inequality within and among countries	13%
SDG 11: Make cities and human settlements inclusive, safe, resilient and sustainable	8%
SDG 12: Ensure sustainable consumption and production patterns	23%
SDG 13: Take urgent action to combat climate change and its impacts	62%
SDG 14: Conserve and sustainably use the oceans, seas and marine resources for sustainable development	28%
SDG 15: Protect, restore and promote sustainable use of terrestrial ecosystems, sustainably manage forests, combat desertification, and halt and reverse land degradation and halt biodiversity loss	72%
SDG 16: Promote peaceful and inclusive societies for sustainable development, provide access to justice for all and build effective, accountable and inclusive institutions at all levels	5%
SDG 17: Strengthen the means of implementation and revitalize the global partnership for sustainable development	26%

OTHER EFFECTIVENESS MEASURES

Knowledge products organized and shared across countries	48
Countries with Gender Focal Points	37
Countries with Youth Focal Points	36
Countries with Indigenous People Focal Points	15
Number of monitoring visits to projects	527
