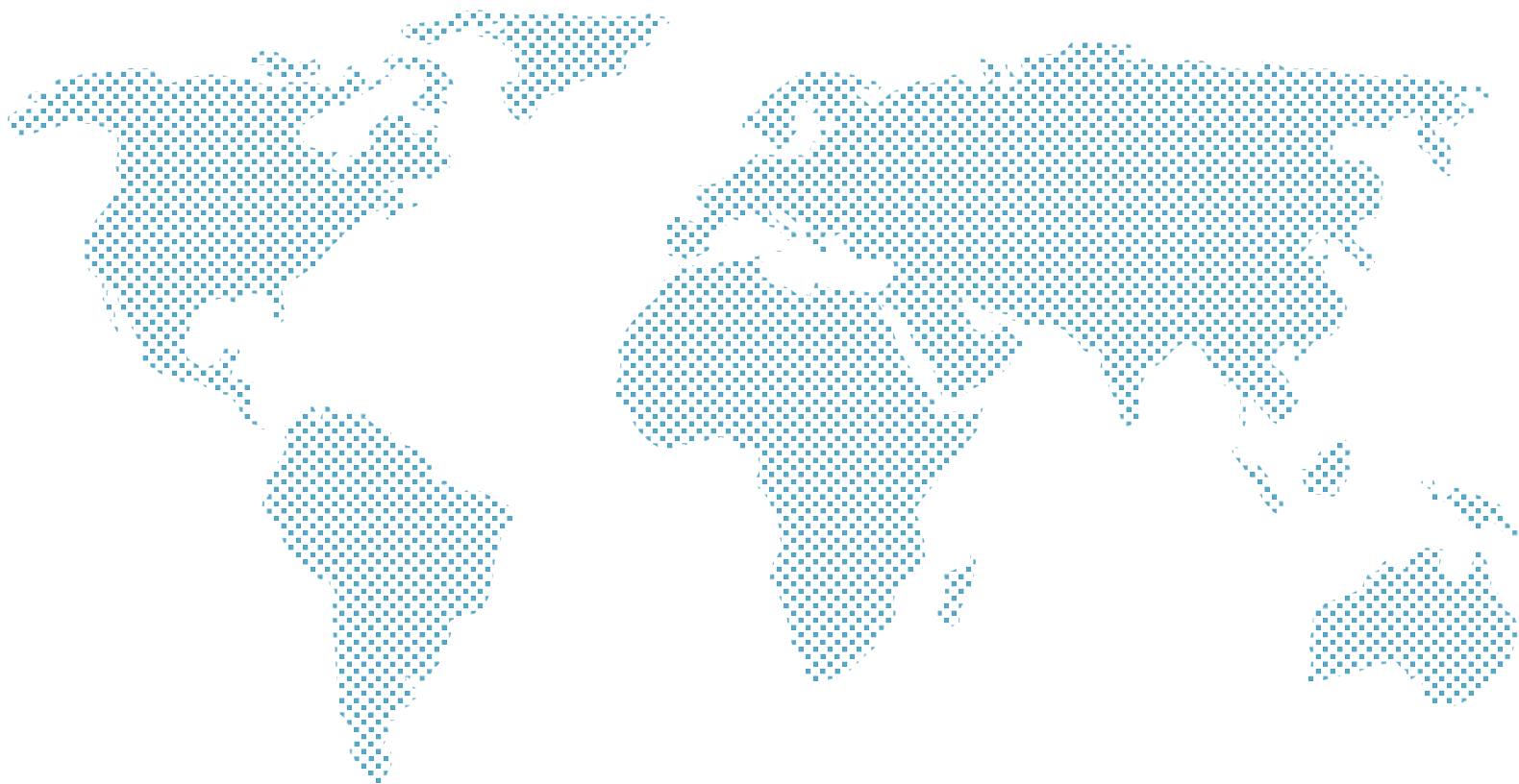




*Empowered lives.
Resilient nations.*

SMALL GRANTS PROGRAMME

ASIA REGION



RESULTS FACTSHEET: 2016-2017

RESULTS METHODOLOGY

Results are presented for reporting year, July 1, 2016- June 30, 2017, based on reporting by 17 SGP Asia Country Programmes. A conservative methodological approach is used for results calculations using only GEF funded projects that were completed during the reporting year. 153 GEF funded projects were completed and results for these are presented in this factsheet.

PORTFOLIO, 1 JULY 2016 – 30 JUNE 2017

NEW PROJECTS **119**

COMPLETED PROJECTS **153**

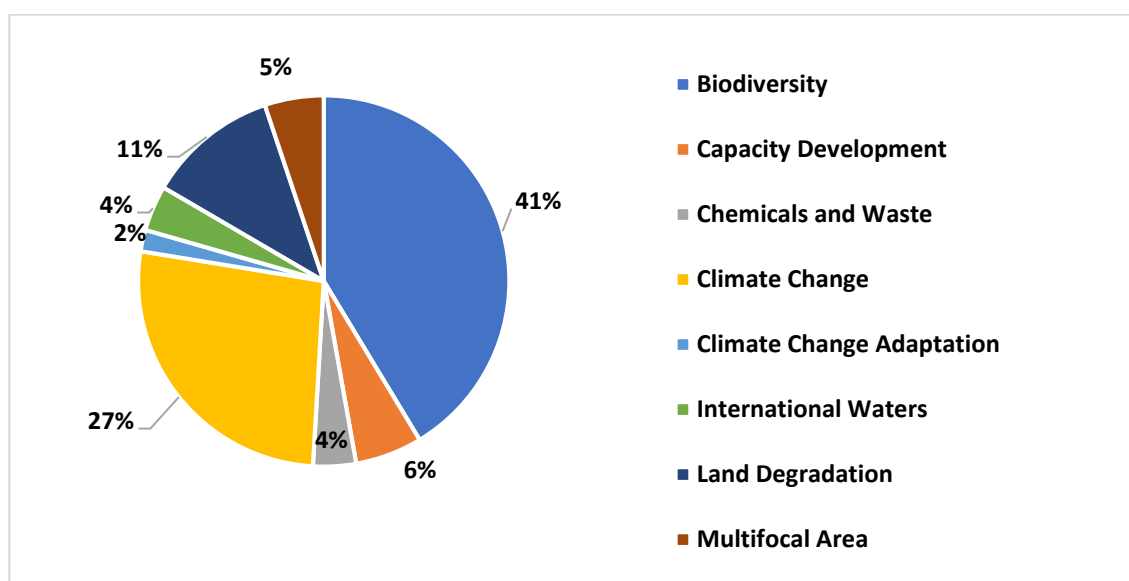
ONGOING PROJECTS **402**

FUNDING, ACTIVE PORTFOLIO OF GRANT PROJECTS FUNDED BY GEF

PROJECT FUNDING **USD 16.1 millions**

PROJECT LEVEL COFINANCING **USD 16 millions**

FOCAL AREA DISTRIBUTION OF SGP ASIA ACTIVE PORTFOLIO



DEVELOPMENT RESULTS

BIODIVERSITY

Biodiversity: Projects completed - OP5 & OP6	48
Number of Protected areas (PAs)	20
Hectares of PAs	3,677,260
Number of ICCAs	49
Hectares of ICCAs	195,422
Sustainably produced biodiversity/agrobiodiversity products	55
Significant species with maintained or improved conservation status	36
Target landscapes/seascapes under sustainable use	31
Hectares of target landscapes/seascapes under sustainable use	811,250

CLIMATE CHANGE

Climate Change Mitigation: Projects completed- OP5 & OP6	53
Countries addressing barriers to deployment of low-GHG technologies	6
Hectares with restoration and enhancement of carbon stocks initiated	1,195
Typologies of energy access solutions with scaling up/ replication	20
Households achieving energy access co-benefits (ecosystem effects, income, health)	4,175

LAND DEGRADATION

Land degradation: Projects completed -OP5 &OP6	29
Community members with improved agricultural, land and water management practices	6,847
Hectares brought under improved agricultural, land and water management practices	7,128
Farmer leaders with successful demonstrations of agro-ecological practices	434
Farmer organizations/networks disseminating climate smart agro- ecological practices	327

INTERNATIONAL WATERS

International Waters: Projects completed - OP5 & OP6	11
------------------------------------------------------	-----------

CHEMICALS AND WASTE

Chemicals and Waste (including Mercury): Projects completed - OP5 & OP6	1
-------------------------------------------------------------------------	----------

National networks on chemicals and waste management established/ strengthened	1
----------------------------------------------------------------------------------	----------

CAPACITY DEVELOPMENT

Capacity development (stand-alone grant projects)- OP5 & OP6	9
--------------------------------------------------------------	----------

CSOs with capacities developed/ improved	73
------------------------------------------	-----------

CBOs with capacities developed/improved	17
-----------------------------------------	-----------

People with capacities developed/improved	528
-------------------------------------------	------------

GRANTMAKER PLUS

Countries conducting CSO-Government Dialogue activities	7
---------------------------------------------------------	----------

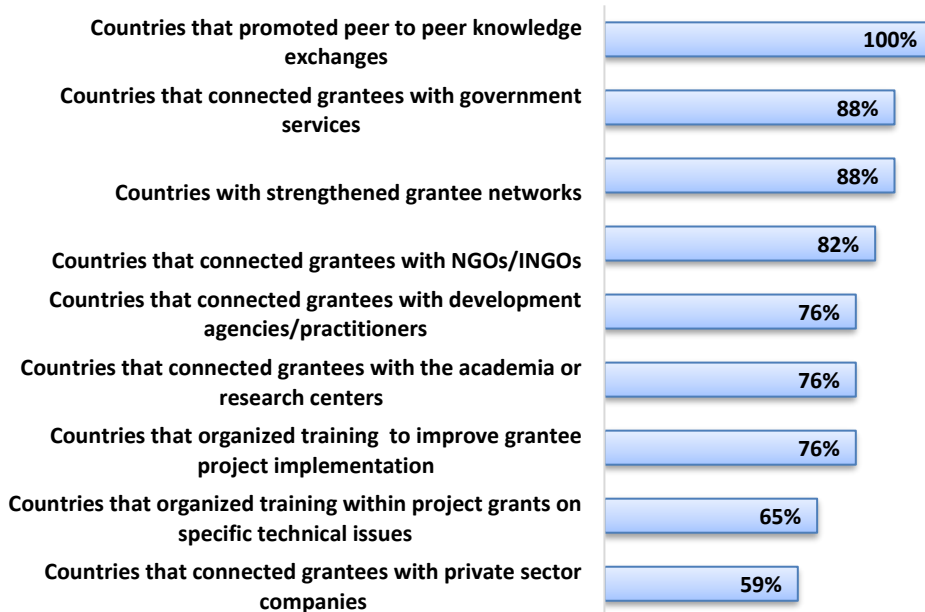
Number of CSO- Government Dialogue platforms initiated	30
--------------------------------------------------------	-----------

CSO/CBO representatives involved in the dialogues	240
---------------------------------------------------	------------

Countries facilitating South- South Exchanges	6
-----------------------------------------------	----------

Number of South- South exchanges between communities, CSOs and partners	12
----------------------------------------------------------------------------	-----------

Capacity Development Strategies used by SGP Asia Country Programmes



** Percentages based on 17 SGP Asia Programmes that reported this year*

SOCIAL INCLUSION

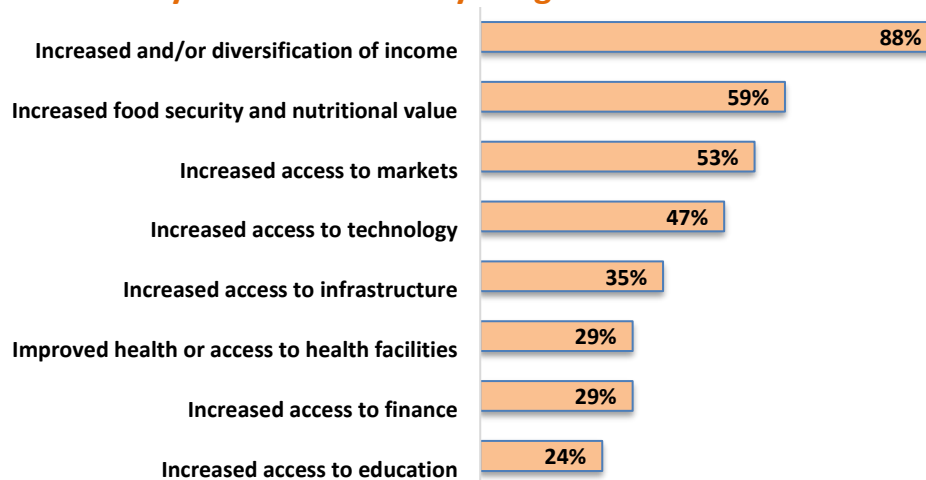
Gender mainstreaming: Projects completed - OP5 & OP6	144
Countries that incorporated gender considerations in project design	71%
Countries that partner with women's organization	35%
Countries conducting gender analysis/assessment at country/project level	29%
Countries conducting gender mainstreaming training for grantees	47%
Countries producing 'how to' guidance on gender mainstreaming in community projects	-
Countries using NSC gender check list for approval of projects	59%
Countries having project targets on gender issues	41%
Countries supporting networking/creation of women organizations at national level	18%
Countries connecting women group projects at the national level with regional/global networks	35%
Countries with gender mainstreaming strategy/ gender action plan for country programme	29%
Projects completed led by women (e.g. female project coordinator/ led by woman cooperative/ women group)	42

Indigenous people: Projects completed -OP5 & OP6	47
Indigenous leaders with higher capacities for organizing IP projects and strong representation in policy advocacy	94
Youth: Projects completed -OP5 & OP6	49
Youth organizations participating in SGP projects	31
Disabled persons organizations participating in SGP projects	7

UPSCALING, REPLICATION AND POLICY INFLUENCE

Completed projects upscaled and replicated	22 (14%)
Completed projects with policy influence	18 (12%)
Completed projects improving livelihoods of communities	114 (75%)

Strategies employed to improve Livelihoods by SGP Asia Country Programmes



** Percentages based on 17 SGP Asia programmes that reported this year*

Use of market based initiatives to support sustainability of projects (% of SGP Asia Portfolio)

Green products	53%
Ecotourism	59%
Certification	18%
Payment for ecosystem services	12%
Microcredit schemes	47%
Revolving funds	29%

Contributions to Agenda 2030 and Sustainable Development Goals (% of SGP Asia Portfolio)

SDG 1: End poverty in all its forms everywhere	59%
SDG 2: End hunger, achieve food security and improved nutrition and promote sustainable agriculture	76%
SDG 3: Ensure healthy lives and promote well-being for all at all ages	41%
SDG 4: Ensure inclusive and equitable quality education and promote lifelong learning opportunities for all	6%
SDG 5: Achieve gender equality and empower all women and girls	59%
SDG 6: Ensure availability and sustainable management of water and sanitation for all	35%
SDG 7: Ensure access to affordable, reliable, sustainable and modern energy for all	41%
SDG 8: Promote sustained, inclusive and sustainable economic growth, full and productive employment and decent work for all	24%
SDG 9: Build resilient infrastructure, promote inclusive and sustainable industrialization and foster innovation	6%
SDG 10: Reduce inequality within and among countries	12%
SDG 11: Make cities and human settlements inclusive, safe, resilient and sustainable	18%
SDG 12: Ensure sustainable consumption and production patterns	29%
SDG 13: Take urgent action to combat climate change and its impacts	59%
SDG 14: Conserve and sustainably use the oceans, seas and marine resources for sustainable development	35%
SDG 15: Protect, restore and promote sustainable use of terrestrial ecosystems, sustainably manage forests, combat desertification, and halt and reverse land degradation and halt biodiversity loss	65%
SDG 16: Promote peaceful and inclusive societies for sustainable development, provide access to justice for all and build effective, accountable and inclusive institutions at all levels	-
SDG 17: Strengthen the means of implementation and revitalize the global partnership for sustainable development	18%

OTHER EFFECTIVENESS MEASURES

Knowledge products organized and shared across countries	148
Countries with Gender Focal Points	16
Countries with Youth Focal Points	17
Countries with Indigenous People Focal Points	9
Number of monitoring visits to projects	317