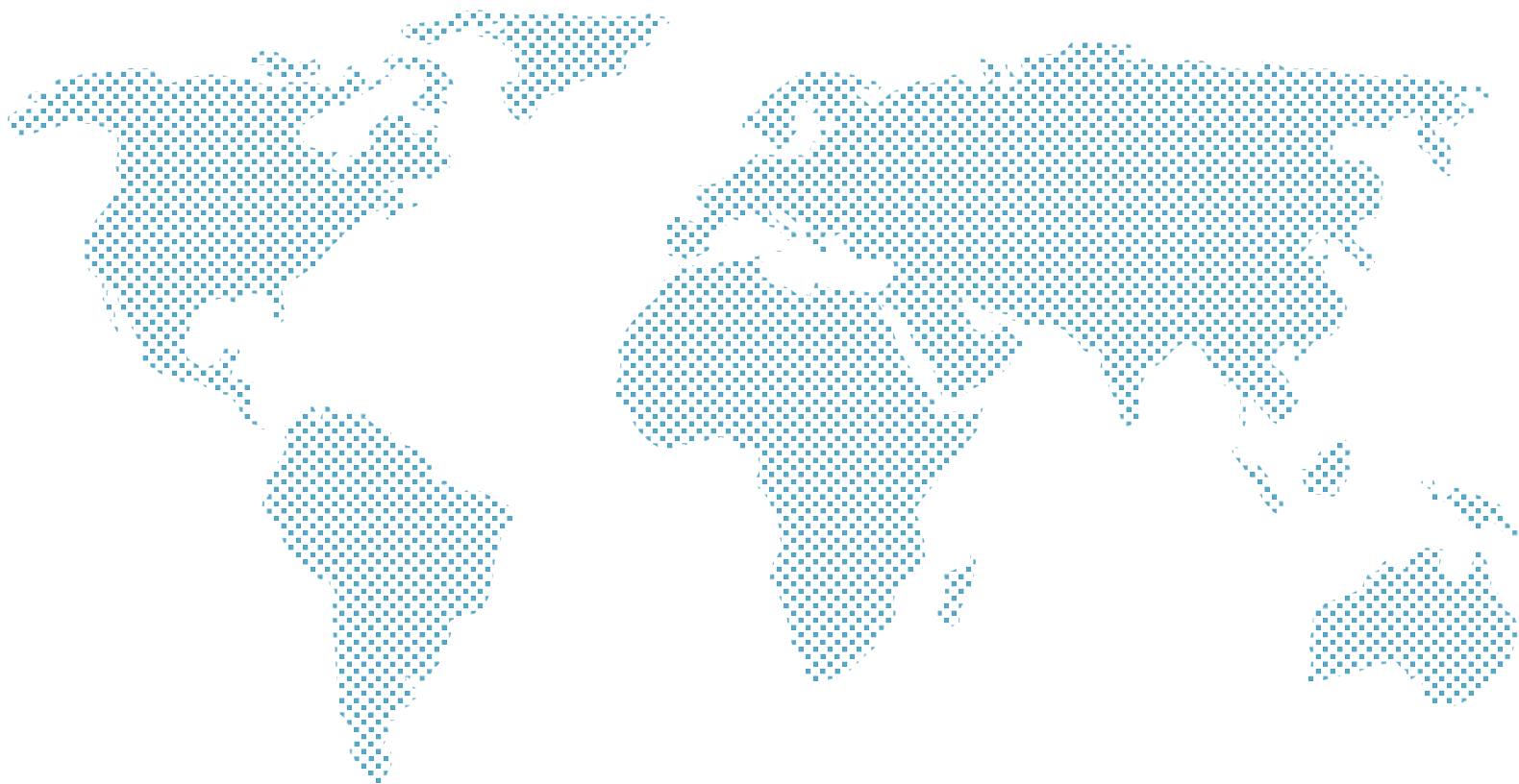




*Empowered lives.
Resilient nations.*

SMALL GRANTS PROGRAMME

ARAB STATES REGION



RESULTS FACTSHEET: 2016-2017

RESULTS METHODOLOGY

Results are presented for reporting year, July 1, 2016- June 30, 2017, based on reporting by 8 SGP Arab States Country Programmes. A conservative methodological approach is used for results calculations using only GEF funded projects that were completed during the reporting year. 46 GEF funded projects were completed and results for these are presented in this factsheet.

PORTFOLIO, 1 JULY 2016 – 30 JUNE 2017

NEW PROJECTS **28**

COMPLETED PROJECTS **46**

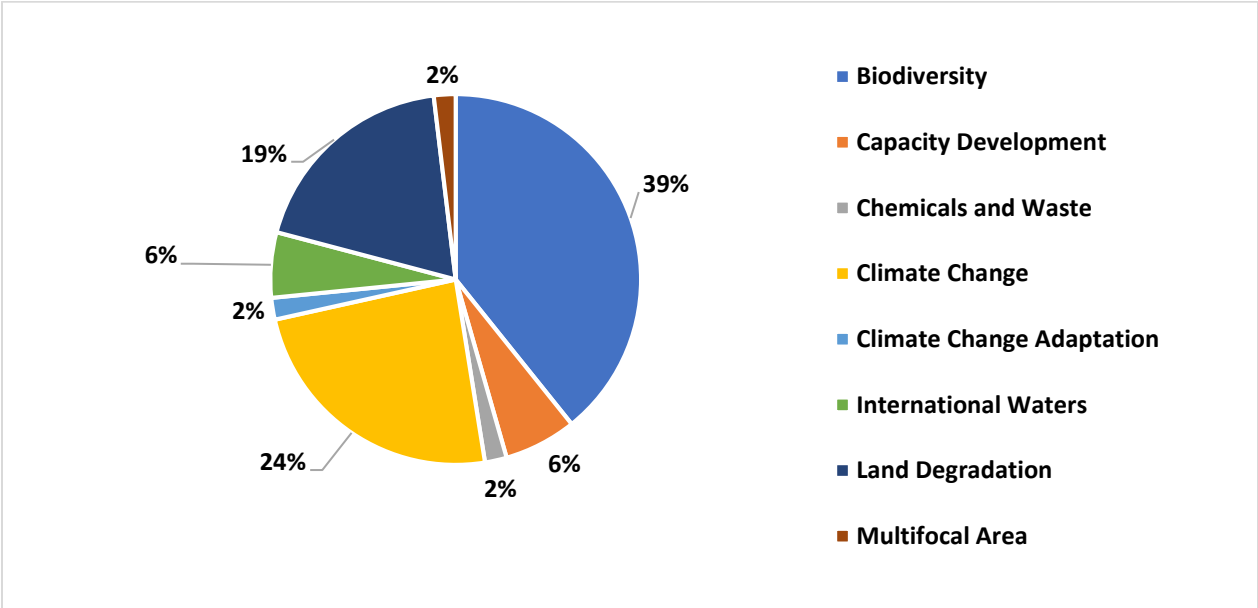
ONGOING PROJECTS **133**

FUNDING, ACTIVE PORTFOLIO OF GRANT PROJECTS FUNDED BY GEF

PROJECT FUNDING **USD 4.7 millions**

PROJECT LEVEL COFINANCING **USD 6.8 millions**

FOCAL AREA DISTRIBUTION OF SGP ARAB STATES PORTFOLIO



DEVELOPMENT RESULTS

BIODIVERSITY

Biodiversity: Projects completed - OP5 & OP6	16
Number of Protected areas (PAs)	3
Hectares of PAs	60,000
Sustainably produced biodiversity/agrobiodiversity products	9
Significant species with maintained or improved conservation status	1
Target landscapes/seascapes under sustainable use	4
Hectares of target landscapes/seascapes under sustainable use	20,020

CLIMATE CHANGE

Climate Change Mitigation: Projects completed- OP5 & OP6	19
Countries addressing barriers to deployment of low-GHG technologies	2
Typologies of energy access solutions with scaling up/ replication	3
Households achieving energy access co-benefits (ecosystem effects, income, health)	138

LAND DEGRADATION

Land degradation: Projects completed -OP5 &OP6	4
Community members with improved agricultural, land and water management practices	22,972
Hectares brought under improved agricultural, land and water management practices	17,507
Farmer leaders with successful demonstrations of agro-ecological practices	327
Farmer organizations/networks disseminating climate smart agro- ecological practices	22

INTERNATIONAL WATERS

International Waters: Projects completed - OP5 & OP6	1
--	----------

CHEMICALS AND WASTE

Chemicals and Waste (including Mercury): Projects completed - OP5 & OP6	1
---	----------

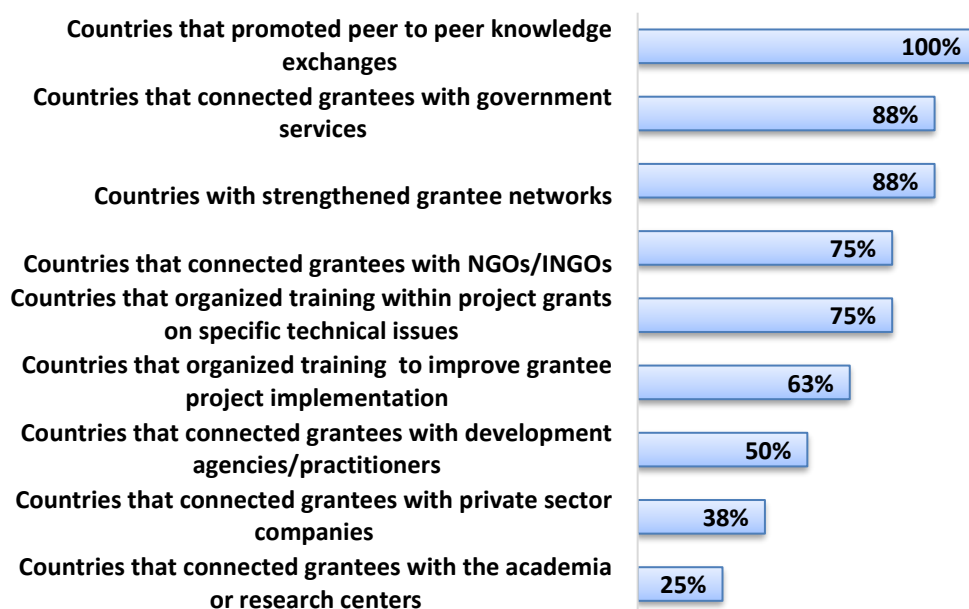
CAPACITY DEVELOPMENT

Capacity development (stand-alone grant projects)- OP5 & OP6	2
CSOs with capacities developed/ improved	15
CBOs with capacities developed/improved	40

GRANTMAKER PLUS

Countries conducting CSO-Government Dialogue activities	1
Number of CSO- Government Dialogue platforms initiated	6
CSO/CBO representatives involved in the dialogues	30
Countries facilitating South- South Exchanges	1
Number of South- South exchanges between communities, CSOs and partners	1

Capacity Development Strategies used by SGP Arab States Country Programmes



* Percentages based on 8 SGP Arab States programmes that reported this year

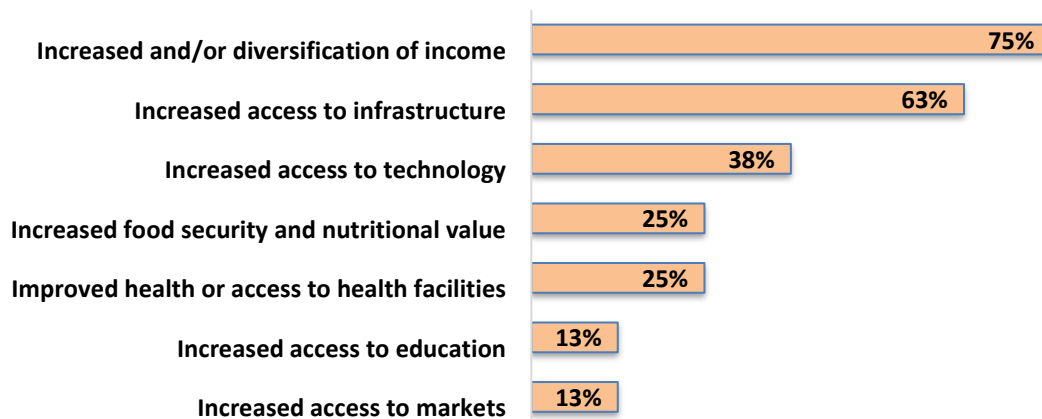
SOCIAL INCLUSION

Gender mainstreaming: Projects completed - OP5 & OP6	31
Countries that incorporated gender considerations in project design	75%
Countries that partner with women's organization	13%
Countries conducting gender analysis/assessment at country/project level	38%
Countries conducting gender mainstreaming training for grantees	25%
Countries producing 'how to' guidance on gender mainstreaming in community projects	0%
Countries using NSC gender check list for approval of projects	63%
Countries having project targets on gender issues	50%
Countries supporting networking/creation of women organizations at national level	13%
Countries connecting women group projects at the national level with regional/global networks	25%
Countries with gender mainstreaming strategy/ gender action plan for country programme	63%
Projects completed led by women (e.g. female project coordinator/ led by woman cooperative/ women group)	9
Youth: Projects completed -OP5 & OP6	10
Youth organizations participating in SGP projects	27

UPSCALING, REPLICATION AND POLICY INFLUENCE

Completed projects upscaled and replicated	30 (65%)
Completed projects with policy influence	15 (33%)
Completed projects improving livelihoods of communities	21 (46%)

Strategies employed to improve Livelihoods by SGP Arab States Country Programmes



** Percentages based on 8 SGP Arab States programmes that reported this year*

Use of market based initiatives to support sustainability of projects (% of SGP Arab States Portfolio)

Green products	25%
Ecotourism	13%
Microcredit schemes	13%
Revolving funds	25%

Contributions to Agenda 2030 and Sustainable Development Goals (% of SGP Arab States Portfolio)

SDG 1: End poverty in all its forms everywhere	38%
SDG 2: End hunger, achieve food security and improved nutrition and promote sustainable agriculture	25%
SDG 3: Ensure healthy lives and promote well-being for all at all ages	38%
SDG 4: Ensure inclusive and equitable quality education and promote lifelong learning opportunities for all	13%
SDG 5: Achieve gender equality and empower all women and girls	50%
SDG 6: Ensure availability and sustainable management of water and sanitation for all	38%
SDG 7: Ensure access to affordable, reliable, sustainable and modern energy for all	38%
SDG 8: Promote sustained, inclusive and sustainable economic growth, full and productive employment and decent work for all	25%
SDG 9: Build resilient infrastructure, promote inclusive and sustainable industrialization and foster innovation	13%
SDG 10: Reduce inequality within and among countries	25%
SDG 11: Make cities and human settlements inclusive, safe, resilient and sustainable	-
SDG 12: Ensure sustainable consumption and production patterns	38%
SDG 13: Take urgent action to combat climate change and its impacts	25%
SDG 14: Conserve and sustainably use the oceans, seas and marine resources for sustainable development	13%
SDG 15: Protect, restore and promote sustainable use of terrestrial ecosystems, sustainably manage forests, combat desertification, and halt and reverse land degradation and halt biodiversity loss	38%
SDG 16: Promote peaceful and inclusive societies for sustainable development, provide access to justice for all and build effective, accountable and inclusive institutions at all levels	13%
SDG 17: Strengthen the means of implementation and revitalize the global partnership for sustainable development	13%

OTHER EFFECTIVENESS MEASURES

Knowledge products organized and shared across countries	10
Countries with Gender Focal Points	7
Countries with Youth Focal Points	7
Countries with Indigenous People Focal Points	1
Number of monitoring visits to projects	57