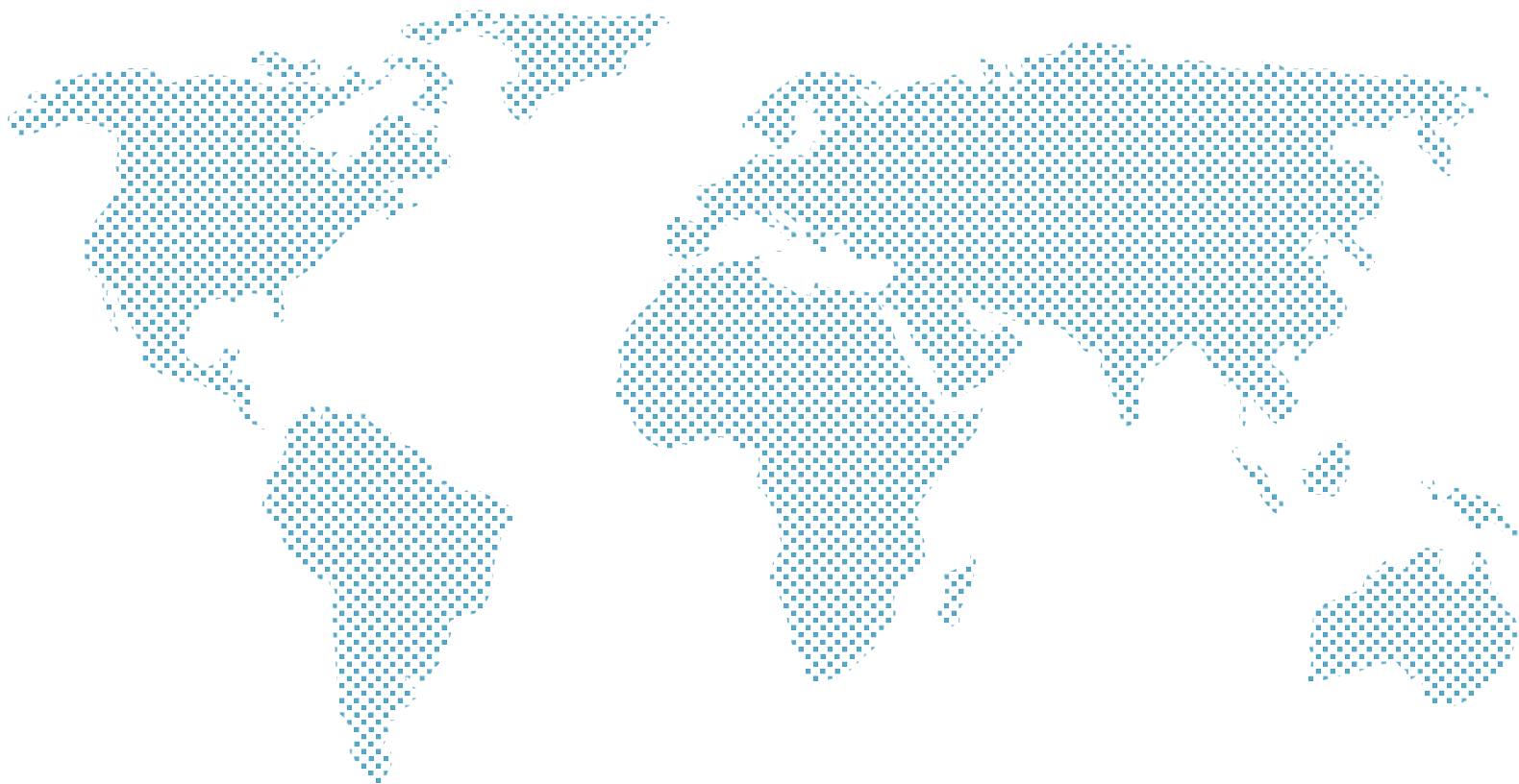




*Empowered lives.
Resilient nations.*

SMALL GRANTS PROGRAMME

LATIN AMERICA AND CARIBBEAN REGION



RESULTS FACTSHEET: 2016-2017

RESULTS METHODOLOGY

Results are presented for reporting year, July 1, 2016- June 30, 2017, based on reporting by 29 SGP Latin America and Caribbean Country Programmes. A conservative methodological approach is used for results calculations using only GEF funded projects that were completed during the reporting year. 189 GEF funded projects were completed and results for these are presented in this factsheet.

PORTFOLIO, 1 JULY 2016 – 30 JUNE 2017

NEW PROJECTS **272**

COMPLETED PROJECTS **189**

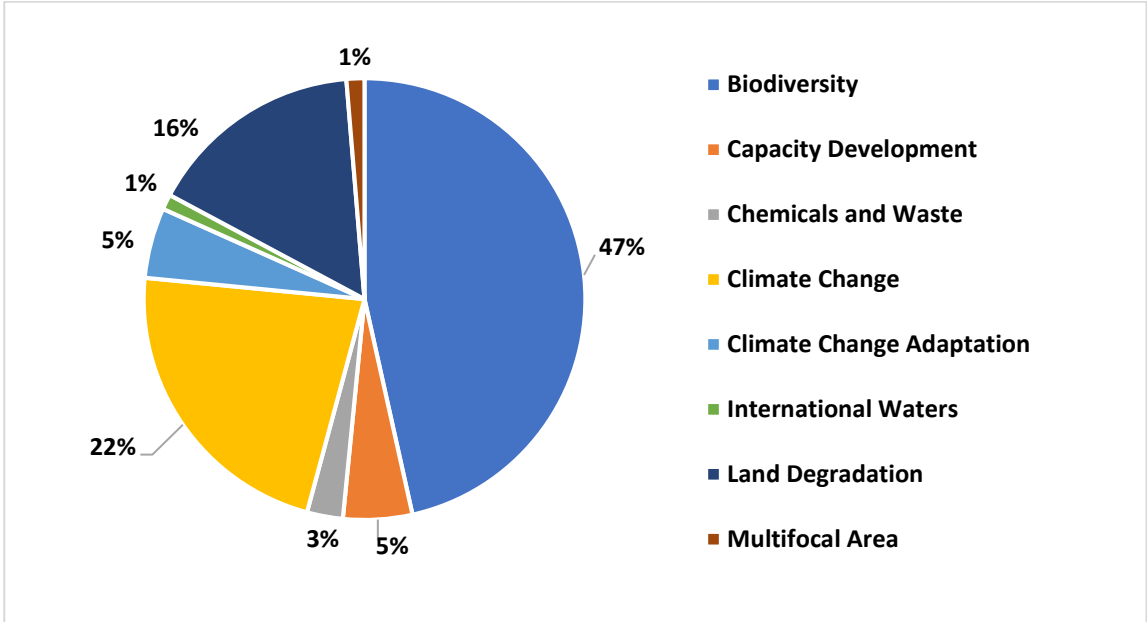
ONGOING PROJECTS **894**

FUNDING, ACTIVE PORTFOLIO OF GRANT PROJECTS FUNDED BY GEF

PROJECT FUNDING **USD 31 millions**

PROJECT LEVEL COFINANCING **USD 34 millions**

FOCAL AREA DISTRIBUTION OF SGP LAC ACTIVE PORTFOLIO



DEVELOPMENT RESULTS

BIODIVERSITY

Biodiversity: Projects completed - OP5 & OP6	81
Number of Protected areas (PAs)	51
Hectares of PAs	1,919,801
Number of ICCAs	6
Hectares of ICCAs	216,845
Sustainably produced biodiversity/agrobiodiversity products	158
Significant species with maintained or improved conservation status	195
Target landscapes/seascapes under sustainable use	42
Hectares of target landscapes/seascapes under sustainable use	1,488,002

CLIMATE CHANGE

Climate Change Mitigation: Projects completed- OP5 & OP6	45
Countries addressing barriers to deployment of low-GHG technologies	11
Hectares with restoration and enhancement of carbon stocks initiated	8,175
Typologies of energy access solutions with scaling up/ replication	21
Households achieving energy access co-benefits (ecosystem effects, income, health)	2,192

LAND DEGRADATION

Land degradation: Projects completed -OP5 &OP6	38
Community members with improved agricultural, land and water management practices	9,901
Hectares brought under improved agricultural, land and water management practices	51,247
Farmer leaders with successful demonstrations of agro-ecological practices	702
Farmer organizations/networks disseminating climate smart agro- ecological practices	252

INTERNATIONAL WATERS

International Waters: Projects completed - OP5 & OP6	4
Hectares of seascapes under improved sustainable use management systems	90

CHEMICALS AND WASTE

Chemicals and Waste (including Mercury): Projects completed - OP5 & OP6	11
Kilograms of pesticides reduced/prevented	2,500
Kilograms of solid waste prevented/reduced (such as plastics, agricultural waste)	60,900
Kilograms of e-waste collected/recycled	10,000
National networks on chemicals and waste management established/strengthened	4

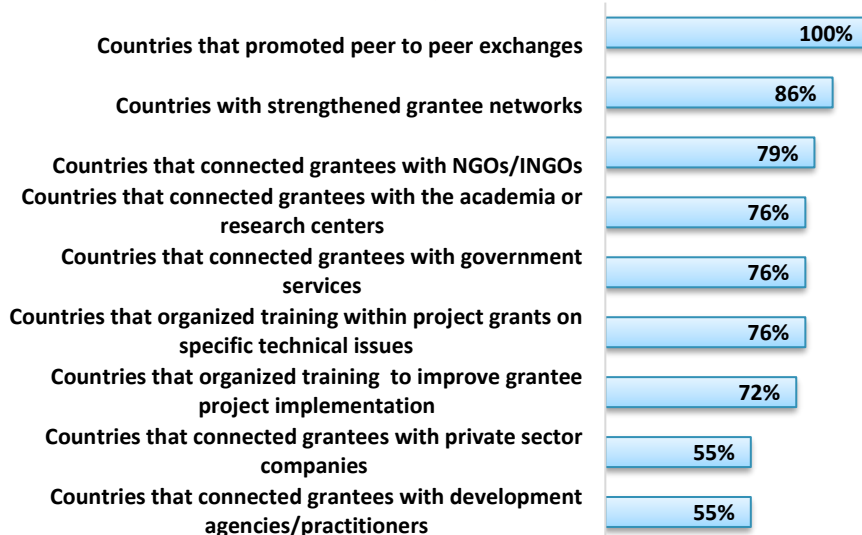
CAPACITY DEVELOPMENT

Capacity development (stand-alone grant projects)- OP5 & OP6	10
CSOs with capacities developed/ improved	119
CBOs with capacities developed/improved	72
People with capacities developed/improved	2,185

GRANTMAKER PLUS

Countries conducting CSO-Government Dialogue activities	13
Number of CSO- Government Dialogue platforms initiated	49
CSO/CBO representatives involved in the dialogues	638
Countries facilitating South- South Exchanges	10
Number of South- South exchanges between communities, CSOs and partners	19

Capacity Development Strategies used by SGP LAC Country Programmes



* Percentages based on 29 SGP LAC programmes that reported this year

SOCIAL INCLUSION

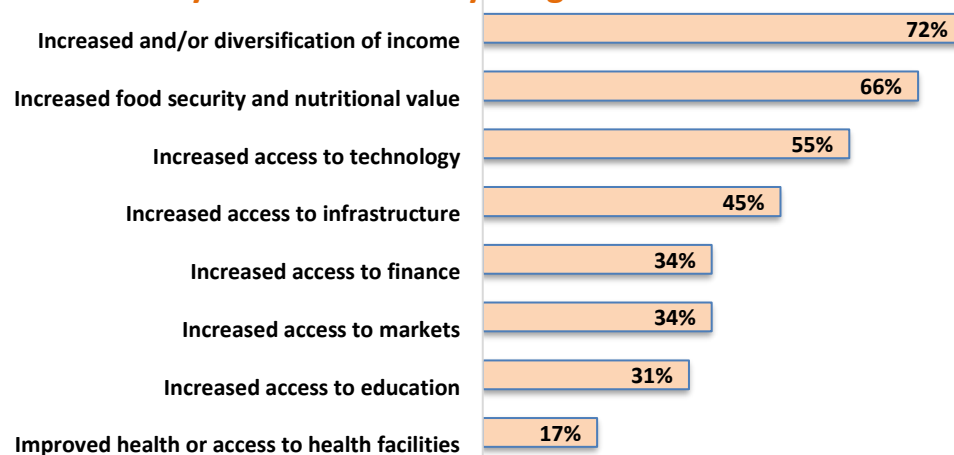
Gender mainstreaming: Projects completed - OP5 & OP6	178
Countries that incorporated gender considerations in project design	62%
Countries that partner with women's organization	52%
Countries conducting gender analysis/assessment at country/project level	24%
Countries conducting gender mainstreaming training for grantees	41%
Countries producing 'how to' guidance on gender mainstreaming in community projects	24%
Countries using NSC gender check list for approval of projects	41%
Countries having project targets on gender issues	28%
Countries supporting networking/creation of women organizations at national level	24%
Countries connecting women group projects at the national level with regional/global networks	21%
Countries with gender mainstreaming strategy/ gender action plan for country programme	28%
Projects completed led by women (e.g. female project coordinator/ led by woman cooperative/ women group)	74

Indigenous people: Projects completed -OP5 & OP6	40
Indigenous leaders with higher capacities for organizing IP projects and strong representation in policy advocacy	203
Youth: Projects completed -OP5 & OP6	83
Youth organizations participating in SGP projects	34
Disabled persons organizations participating in SGP projects	12

UPSCALING, REPLICATION AND POLICY INFLUENCE

Completed projects upscaled and replicated	17 (9%)
Completed projects with policy influence	15 (8%)
Completed projects improving livelihoods of communities	131 (69%)

Strategies Employed to Improve Livelihoods by SGP LAC Country Programmes



** Percentages based on 29 SGP LAC programmes that reported this year*

Use of market based initiatives to support sustainability of projects (% of SGP LAC Portfolio)

Green products	34%
Ecotourism	52%
Certification	28%
Microcredit schemes	10%
Revolving funds	10%

Contributions to Agenda 2030 and Sustainable Development Goals (% of SGP LAC Portfolio)

SDG 1: End poverty in all its forms everywhere	66%
SDG 2: End hunger, achieve food security and improved nutrition and promote sustainable agriculture	48%
SDG 3: Ensure healthy lives and promote well-being for all at all ages	38%
SDG 4: Ensure inclusive and equitable quality education and promote lifelong learning opportunities for all	41%
SDG 5: Achieve gender equality and empower all women and girls	66%
SDG 6: Ensure availability and sustainable management of water and sanitation for all	24%
SDG 7: Ensure access to affordable, reliable, sustainable and modern energy for all	41%
SDG 8: Promote sustained, inclusive and sustainable economic growth, full and productive employment and decent work for all	31%
SDG 9: Build resilient infrastructure, promote inclusive and sustainable industrialization and foster innovation	7%
SDG 10: Reduce inequality within and among countries	7%
SDG 11: Make cities and human settlements inclusive, safe, resilient and sustainable	14%
SDG 12: Ensure sustainable consumption and production patterns	41%
SDG 13: Take urgent action to combat climate change and its impacts	59%
SDG 14: Conserve and sustainably use the oceans, seas and marine resources for sustainable development	38%
SDG 15: Protect, restore and promote sustainable use of terrestrial ecosystems, sustainably manage forests, combat desertification, and halt and reverse land degradation and halt biodiversity loss	69%
SDG 16: Promote peaceful and inclusive societies for sustainable development, provide access to justice for all and build effective, accountable and inclusive institutions at all levels	10%
SDG 17: Strengthen the means of implementation and revitalize the global partnership for sustainable development	10%

OTHER EFFECTIVENESS MEASURES

Knowledge products organized and shared across countries	24
Countries with Gender Focal Points	23
Countries with Youth Focal Points	26
Countries with Indigenous People Focal Points	12
Number of monitoring visits to projects	573
