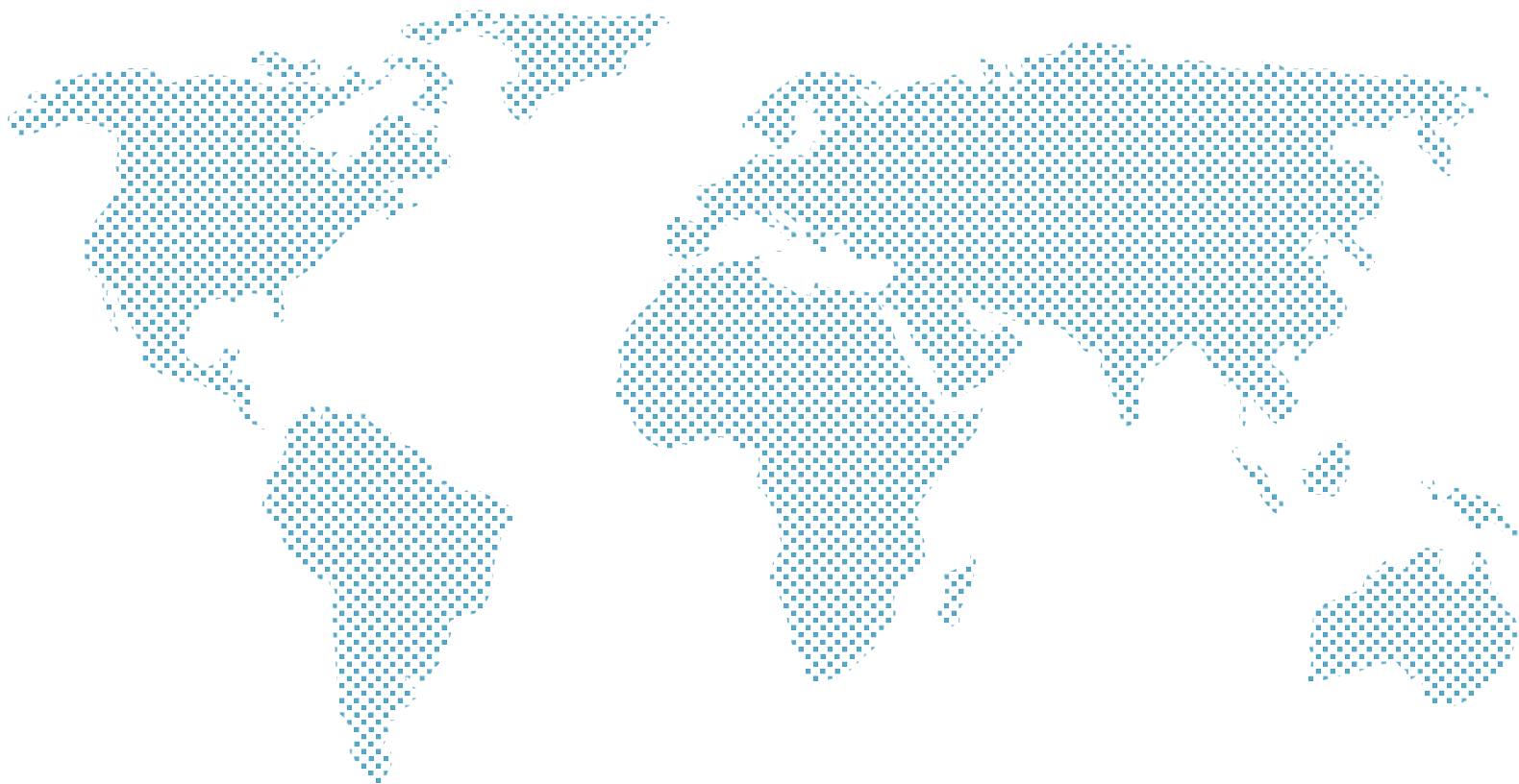




*Empowered lives.
Resilient nations.*

SMALL GRANTS PROGRAMME

PACIFIC REGION



RESULTS FACTSHEET: 2016-2017

RESULTS METHODOLOGY

Results are presented for reporting year, July 1, 2016- June 30, 2017, based on reporting by 7 SGP Pacific Country Programmes. A conservative methodological approach is used for results calculations using only GEF funded projects that were completed during the reporting year. 25 GEF funded projects were completed and results for these are presented in this factsheet.

PORTFOLIO, 1 JULY 2016 – 30 JUNE 2017

NEW PROJECTS **53**

COMPLETED PROJECTS **25**

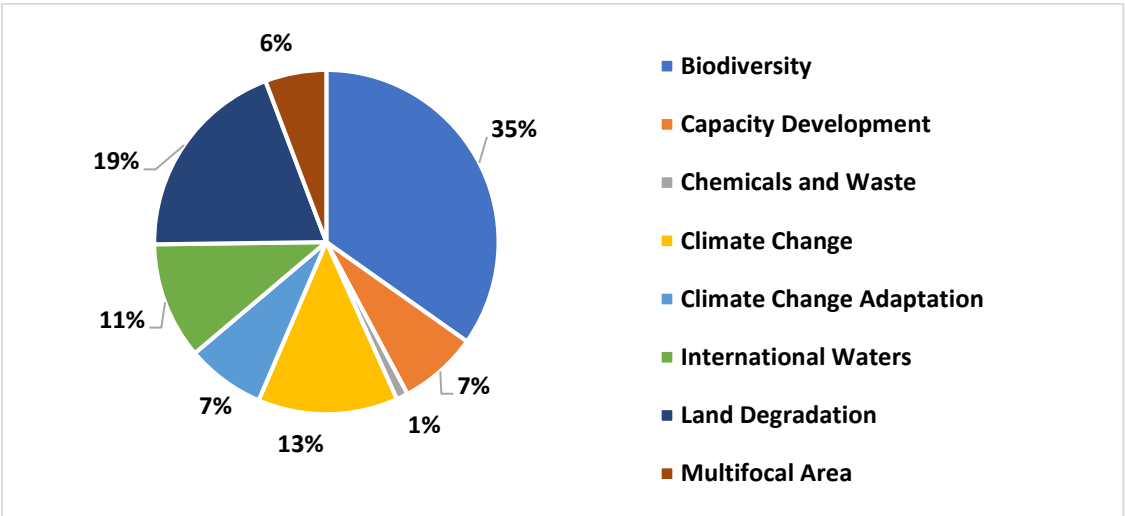
ONGOING PROJECTS **322**

FUNDING, ACTIVE PORTFOLIO OF GRANT PROJECTS FUNDED BY GEF

PROJECT FUNDING **USD 12.2 millions**

PROJECT LEVEL COFINANCING **USD 7 millions**

FOCAL AREA DISTRIBUTION OF SGP PACIFIC ACTIVE PORTFOLIO



DEVELOPMENT RESULTS

BIODIVERSITY

Biodiversity: Projects completed - OP5 & OP6	8
Number of Protected areas (PAs)	8
Hectares of PAs	1,944
Number of ICCAs	1
Hectares of ICCAs	150,000
Sustainably produced biodiversity/agrobiodiversity products	9
Significant species with maintained or improved conservation status	7
Target landscapes/seascapes under sustainable use	9
Hectares of target landscapes/seascapes under sustainable use	1,944

CLIMATE CHANGE

Climate Change Mitigation: Projects completed- OP5 & OP6	7
Countries addressing barriers to deployment of low-GHG technologies	1
Hectares with restoration and enhancement of carbon stocks initiated	500
Typologies of energy access solutions with scaling up/ replication	2
Households achieving energy access co-benefits (ecosystem effects, income, health)	136

LAND DEGRADATION

Land degradation: Projects completed -OP5 &OP6	3
Community members with improved agricultural, land and water management practices	371

INTERNATIONAL WATERS

International Waters: Projects completed - OP5 & OP6	3
Tons of land-based pollution reduced/ prevented from entering waterbodies	60

CHEMICALS AND WASTE

Chemicals and Waste (including Mercury): Projects completed - OP5 & OP6	1
National networks on chemicals and waste management established/ strengthened	1

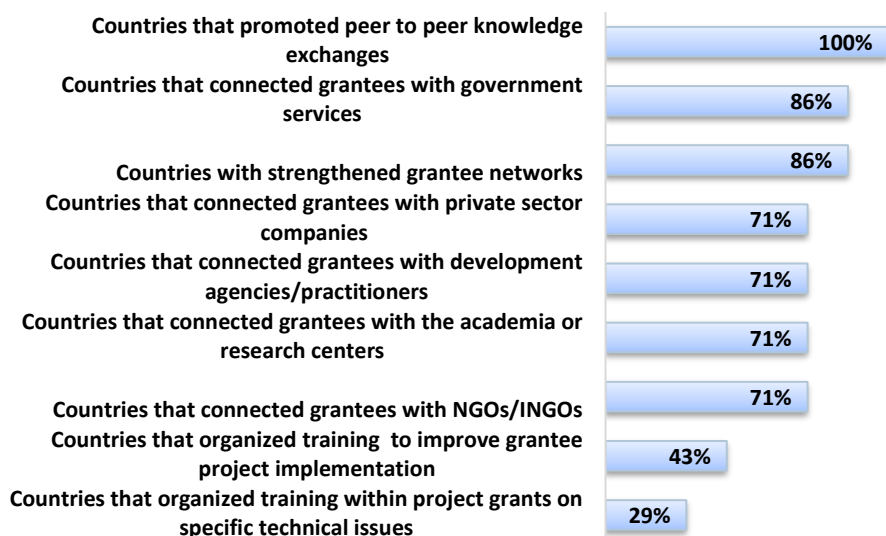
CAPACITY DEVELOPMENT

Capacity development (stand-alone grant projects)- OP5 & OP6	3
CSOs with capacities developed/ improved	8
CBOs with capacities developed/improved	15
People with capacities developed/improved	262

GRANTMAKER PLUS

Countries conducting CSO-Government Dialogue activities	3
Number of CSO- Government Dialogue platforms initiated	16
CSO/CBO representatives involved in the dialogues	3,125
Countries facilitating South- South Exchanges	2
Number of South- South exchanges between communities, CSOs and partners	1

Capacity Development Strategies used by SGP Pacific Country Programmes



** Percentages based on 7 SGP Pacific Programmes that reported this year*

SOCIAL INCLUSION

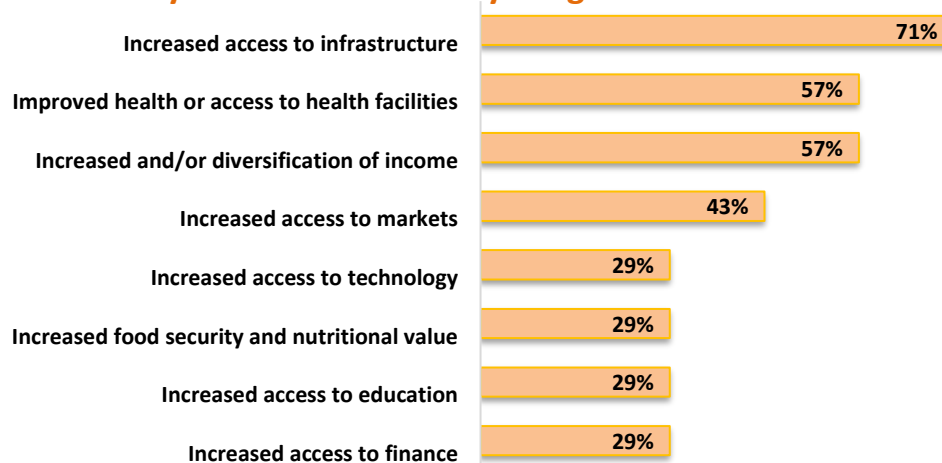
Countries that incorporated gender considerations in project design	71%
Countries that partner with women's organization	71%
Countries conducting gender analysis/assessment at country/project level	14%
Countries conducting gender mainstreaming training for grantees	14%
Countries using NSC gender check list for approval of projects	57%
Countries having project targets on gender issues	14%
Countries supporting networking/creation of women organizations at national level	43%
Countries connecting women group projects at the national level with regional/ global networks	43%
Countries with gender mainstreaming strategy/ gender action plan for country programme	14%
Projects completed led by women (e.g. female project coordinator/ led by woman cooperative/ women group)	17

Indigenous leaders with higher capacities for organizing IP projects and strong representation in policy advocacy	203
Youth organizations participating in SGP projects	7
Disabled persons organizations participating in SGP projects	2

UPSCALING, REPLICATION AND POLICY INFLUENCE

Completed projects upscaled and replicated	5 (20%)
Completed projects with policy influence	7 (28%)

Strategies employed to improve Livelihoods by SGP Pacific Country Programmes



** Percentages based on 7 SGP Pacific Programmes that reported this year*

Use of market based initiatives to support sustainability of projects (% of SGP Pacific Portfolio)

Green products	29%
Ecotourism	14%
Certification	29%
Revolving funds	29%

Contributions to Agenda 2030 and Sustainable Development Goals (% of SGP Pacific Portfolio)

SDG 1: End poverty in all its forms everywhere	29%
SDG 2: End hunger, achieve food security and improved nutrition and promote sustainable agriculture	43%
SDG 3: Ensure healthy lives and promote well-being for all at all ages	71%
SDG 4: Ensure inclusive and equitable quality education and promote lifelong learning opportunities for all	43%
SDG 5: Achieve gender equality and empower all women and girls	71%
SDG 6: Ensure availability and sustainable management of water and sanitation for all	43%
SDG 7: Ensure access to affordable, reliable, sustainable and modern energy for all	43%
SDG 8: Promote sustained, inclusive and sustainable economic growth, full and productive employment and decent work for all	43%
SDG 9: Build resilient infrastructure, promote inclusive and sustainable industrialization and foster innovation	29%
SDG 10: Reduce inequality within and among countries	-
SDG 11: Make cities and human settlements inclusive, safe, resilient and sustainable	14%
SDG 12: Ensure sustainable consumption and production patterns	57%
SDG 13: Take urgent action to combat climate change and its impacts	43%
SDG 14: Conserve and sustainably use the oceans, seas and marine resources for sustainable development	29%
SDG 15: Protect, restore and promote sustainable use of terrestrial ecosystems, sustainably manage forests, combat desertification, and halt and reverse land degradation and halt biodiversity loss	71%
SDG 16: Promote peaceful and inclusive societies for sustainable development, provide access to justice for all and build effective, accountable and inclusive institutions at all levels	29%
SDG 17: Strengthen the means of implementation and revitalize the global partnership for sustainable development	14%

OTHER EFFECTIVENESS MEASURES

Knowledge products organized and shared across countries	13
Countries with Gender Focal Points	5
Countries with Youth Focal Points	5
Countries with Indigenous People Focal Points	4
Number of monitoring visits to projects	54