



**SGP** The GEF  
Small Grants  
Programme



# SMALL GRANTS PROGRAMME RESULTS REPORT (FY 2017-2022)

---

## CABO VERDE



## COUNTRY REPORT CARD FY 2017 - 2022

Country Programme Name	<b>Cabo Verde</b>						
Year Started	2010						
<b>Portfolio Profile</b>	<b>GEF</b>	<b>Non-GEF</b>	<b>Total</b>				
Number of projects	136	18	<b>154</b>				
Grant amount committed	3,769,075	573,050	<b>4,342,125</b>				
Project level co-financing in cash	1,780,962	140,910	<b>1,921,872</b>				
Project level co-financing in kind	2,303,566	268,542	<b>2,572,108</b>				
Total co-financing *			<b>5,067,030</b>				
<p><b>Source: SGP database as of July 2022</b>  * Total co-financing = Total project level co-financing (in cash and in kind) + Non-GEF grant amount committed</p>							
	July 2016 - June 2017	July 2017 - June 2018	July 2018 - June 2019	July 2019 - June 2020	July 2020 - June 2021	July 2021 - June 2022	Total Value 2016 - 2022
<b>Focal Area Distribution (by completed projects)</b>							
Biodiversity	-	<b>1</b>	-	<b>1</b>	<b>6</b>	<b>2</b>	<b>10</b>
Climate Change	<b>1</b>	-	<b>2</b>	<b>1</b>	<b>7</b>	<b>6</b>	<b>17</b>
Land Degradation	-	<b>4</b>	-	-	-	-	<b>4</b>
Capacity Development	-	-	-	<b>3</b>	<b>1</b>	-	<b>4</b>
International Waters	-	-	-	-	-	<b>2</b>	<b>2</b>
Chemicals and Waste	-	-	<b>1</b>	-	-	-	<b>1</b>
<b>Total Projects Completed</b>	<b>1</b>	<b>5</b>	<b>3</b>	<b>5</b>	<b>14</b>	<b>10</b>	<b>38</b>

Source: Reporting by Country Programme as part of Annual Monitoring Process (2016-2022)

	July 2016 - June 2017	July 2017 - June 2018	July 2018 - June 2019	July 2019 - June 2020	July 2020 - June 2021	July 2021 - June 2022	Total Value 2016 - 2022 **
** Kindly note figures in column "Total Value 2016-2022" have undergone comprehensive quality assurance that supports aggregation of results over time. This includes removal of duplicative data over time and/or inclusion of more results based on verification by SGP country teams.							
<b>PROGRESS TOWARDS FOCAL AREA OBJECTIVES</b>							
<b>Biodiversity</b>							
Number of biodiversity projects completed	-	1	-	1	6	2	10
Number of Protected Areas (PAs) positively influenced	-	2	-	1	11	5	19
Hectares of PAs	-	1,788	-	19	142,263	102,597	246,667
Number of biodiversity based products sustainably produced	-	7	-	14	8	-	29
Number of significant species conserved	-	1	-	5	8	2	16
Number of target landscapes/seascapes under improved community conservation and sustainable use	-	3	2	2	5	2	14
Hectares of target landscapes/seascapes under improved community conservation and sustainable use	-	1,788	59	19	176,795	30,538	209,199
<b>Climate Change</b>							
Number of climate change projects completed	1	-	2	1	7	6	17
Did the country programme address community-level barriers to deployment of low-GHG technologies? (yes/no)	Yes	No	Yes	Yes	Yes	No	4
Number of typologies of community-oriented, locally adapted energy access solutions with successful demonstrations or scaling up and replication	1	-	-	-	3	-	4
Number of communities achieving energy access with locally adapted community solutions, with co-benefits estimated and valued	2	-	1	-	1	-	4

	July 2016 - June 2017	July 2017 - June 2018	July 2018 - June 2019	July 2019 - June 2020	July 2020 - June 2021	July 2021 - June 2022	Total Value 2016 - 2022 **
Number of households achieving energy access co-benefits (ecosystem effects, income, health and others)	111	-	33	15	19	-	178
<b>Breakdown of projects</b>							
Low carbon technology and renewable energy projects	1	-	1	1	7	-	10
Energy efficiency solutions projects	1	-	1	1	1	-	4
<b>Land Degradation</b>							
Number of land degradation projects completed	-	4	-	-	-	-	4
Number of community members with improved actions and practices that reduce negative impacts on land uses	-	747	-	-	-	-	747
Number of community members demonstrating sustainable land and forest management practices	-	747	-	-	-	-	747
Hectares of land brought under improved management practices	-	51	-	-	-	-	51
Number of farmer leaders involved in successful demonstrations of agro-ecological practices	-	16	191	-	-	-	207
Number of farmer organizations, groups or networks disseminating climate-smart agroecological practices	-	4	4	-	-	-	8
<b>International Waters</b>							
Number of international waters projects completed	-	-	-	-	-	2	2
<b>Chemicals and Waste</b>							
Number of chemicals and waste projects completed	-	-	1	-	-	-	1
<b>Community-Based Tools/Approaches Deployed as Part of the Portfolio</b>							
Sustainable pesticide management	No	No	Yes	No	No	No	1

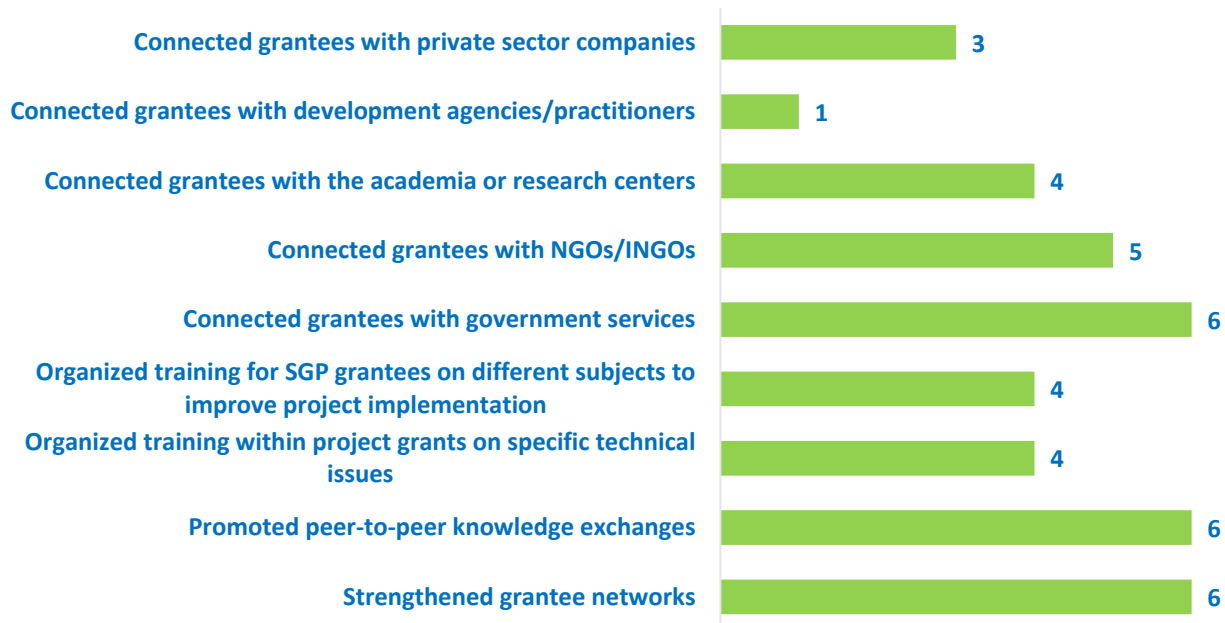
	July 2016 - June 2017	July 2017 - June 2018	July 2018 - June 2019	July 2019 - June 2020	July 2020 - June 2021	July 2021 - June 2022	Total Value 2016 - 2022 **
<b>Capacity Development</b>							
Number of capacity development projects completed	-	-	-	3	1	-	4
Number of community based organizations with strengthened capacities	-	-	1	160	-	1	162
Number of people with improved capacities to address global environmental issues at the community level	-	-	2	365	-	15	382
<b>GRANTMAKER PLUS</b>							
<b>CSO-Government Dialogue</b>							
Number of CSO-government dialogues supported	-	1	6	-	-	1	8
Number of CSO/CBO representatives involved in the dialogues	-	27	13	-	-	32	72
<b>South-South Exchange</b>							
Number of South-South exchanges supported	-	2	-	-	-	-	2
<b>Gender</b>							
Number of gender responsive completed projects	1	1	2	2	1	3	10
Number of completed projects led by women	-	-	-	2	6	3	11
Programme Management: NSC gender focal point (yes/no)	Yes	Yes	Yes	Yes	Yes	No	5
<b>Indigenous Peoples</b>							
Programme Management: NSC IP focal point (yes/no)	No	No	No	No	Yes	No	1
<b>Youth</b>							
Number of completed projects that included youth	-	3	-	-	-	4	7
Number of youth organizations	-	-	13	1	-	-	14

	July 2016 - June 2017	July 2017 - June 2018	July 2018 - June 2019	July 2019 - June 2020	July 2020 - June 2021	July 2021 - June 2022	Total Value 2016 - 2022 **
Programme Management: NSC youth focal point (yes/no)	Yes	Yes	Yes	Yes	Yes	Yes	6
<b>Persons with Disability</b>							
Number of disabled persons organizations	-	-	1	1	-	-	2
<b>BROADER ADOPTION (Scaling up, Replication, Policy Influence, Improving Livelihoods)</b>							
Projects replicated or scaled up	1	-	-	-	6	-	7
Projects with policy influence	1	-	3	-	10	2	16
Projects improving livelihoods of communities	1	6	3	3	12	5	30
<b>PROGRAMME EFFECTIVENESS</b>							
Peer-to-peer exchanges conducted	-	2	2	-	-	-	4
Community-level trainings conducted	-	5	1	-	-	-	6
Number of project monitoring visits	12	11	11	11	17	16	78
<b>PROGRAMME MANAGEMENT</b>							
<b>National Steering Committee</b>							
Number of NSC meetings occurred during the reporting period	8	2	2	3	4	3	22
Average number of NSC members that participated in each NSC meeting	7	6	7	6	8	8	7
Average time in days needed to replace NSC member	-	-	-	60	-	-	10

## GRAPHICAL REPRESENTATION OF KEY RESULTS

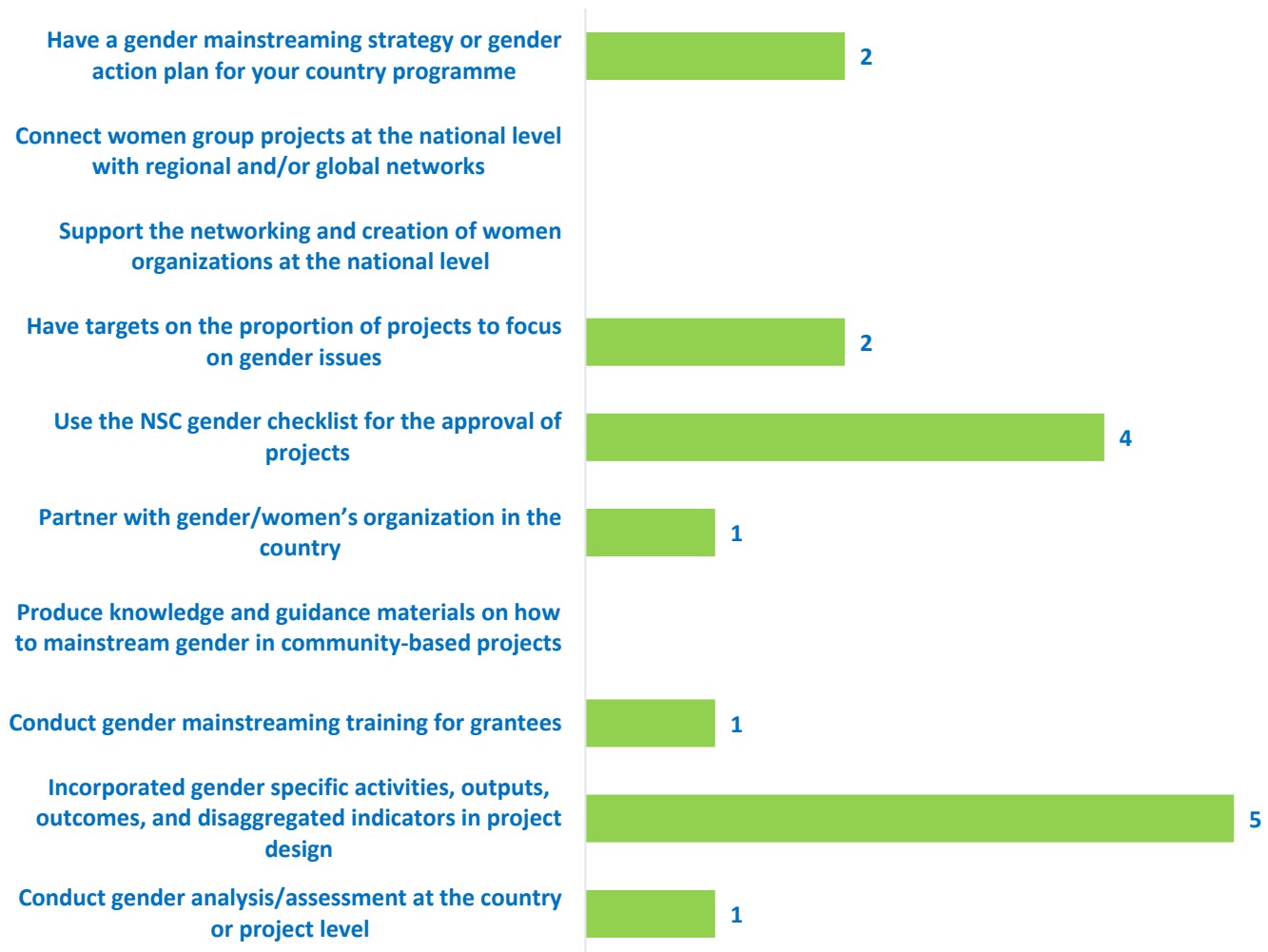
Interpreting the Green Bars in Graphs: The presence of green bars indicates the number of years that the country programme has achieved specific results. If a green bar is absent, it signifies that while the associated result is not observed in the country programme, it is still evident in the overall aggregated SGP portfolio.

### Number of Years Country Programme Deployed Capacity Development Strategies (Over 6-year reporting period from 2017-2022)




Source: Annual Monitoring Report 2017-2022

**Number of Years Country Programme Deployed Gender Mainsreaming Strategies  
(Over 6-year reporting period from 2017-2022)**



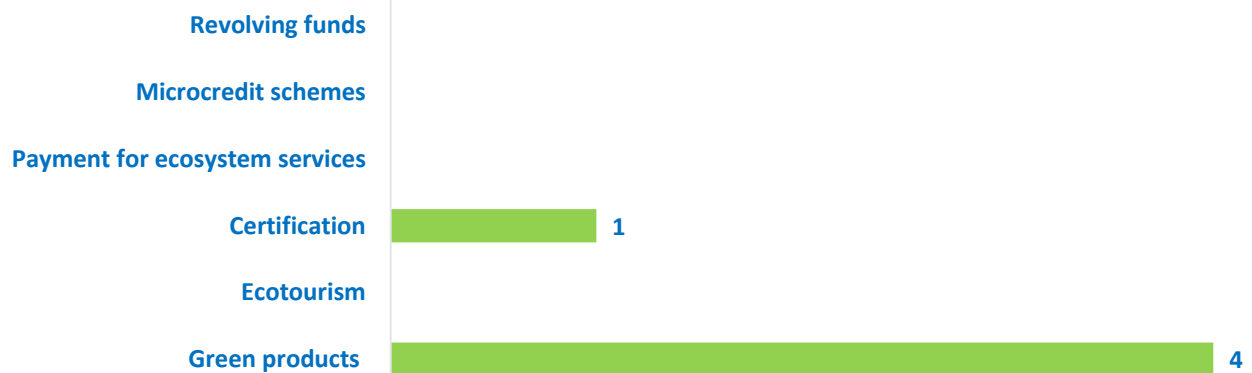
Source: Annual Monitoring Report 2017-2022

**Number of Years Country Programme Deployed Strategies to Improve Community Livelihoods and Quality of Life  
(Over 6-year reporting period from 2017-2022)**



Source: Annual Monitoring Report 2017-2022

**Number of Years Country Programme Deployed Market-based and Financial Mechanisms to Improve Community Livelihoods  
(Over 6-year reporting period from 2017-2022)**



Source: Annual Monitoring Report 2017-2022

**Number of Years Country Programme Addressed Sustainable Development Goals  
(Over 6-year reporting period from 2017-2022)**



## EVALUATIVE EVIDENCE

### Joint Independent Common Country Programme Evaluation: Cabo Verde, 2021

- Another important joint office contribution is the alignment of the GEF Small Grant Programme (SGP) with a more holistic, landscape approach. The SGP has decisively contributed to the conservation success of international and local NGOs.

## EXAMPLES OF PROJECT RESULTS

### Biodiversity

In **Cabo Verde**, SGP supported a marine turtle conservation project in 3 local communities on Boa Vista Island. All activities were implemented in the North Natural Park, including turtle nesting beach patrols, capacity building workshops for rangers and local community members involved in nesting beach patrols, and environmental awareness sessions. A total of 20 sessions in environmental awareness and marine turtles were organized, 11 of which were held in the 3 local communities. 111 people participated in the sessions and nesting beach patrols, 62 of which were Cape Verdeans nationals. Other than positively contributing following environmental policies, such as National Environmental Action Plan, Marine Turtle Conservation Plan and National Biodiversity Action Plan, the project also effectively contributed to SDG 14 - *Conserve and Sustainably Use the Oceans, Seas and Marine Resources for Sustainable Development*. One global and emblematic species – *Caretta caretta*, also known as the loggerhead sea turtle – was conserved. The project activities enabled the monitoring of 1,535 turtle tracks and 944 turtle nests. As a result, 180 adult marine turtles were marked with ID chips so that their biological information was retrieved and recorded. The conservation activities also decreased the death rate of female marine turtles. Only 11 female marine turtles were lost, compared to 15 during the previous season. **(Source: Annual Monitoring Report, 2017-2018).**

### Climate Change

In **Cabo Verde**, SGP supported two important projects that aimed to tackle climate change threats in the country. In the first one, grantee *Associação para o Desenvolvimento Integrado de João Afonso* focused on the reinforcement of the Potable Water Supply System in João Afonso, João Afonso's and Chã De Pedras, Santo Antão Island. To this end, a co-financing partnership of USD 104,507 was used to promote access to safe drinking water and ensure the quality and quantity of families' basic needs. The initiative successfully constructed a water supporting tank of 50 m<sup>3</sup> capacity, installed a pipe network and household connection of about 2,000 meters in length, and appointed a 10.8 Kwp solar system for water pumping. The local community also benefitted from training sessions in maintenance and operation of the photovoltaic and water pumping system. As a result of the implementation of these measures, water access for domestic use was secured to 463 families totaling 2,035 people.

In the second project instead, grantee *Associação de Desenvolvimento Comunitária de Monte Trigo* addressed the effects of climate change by strengthening the access to sustainable energy to increase income-generating activities in Monte Trigo, Santo Antão Island.

The project successfully acquired wooden platforms to support the solar panels and a 3 m<sup>3</sup> water supporting tank for ice production. The grantee also obtained two ice machines with capacity to produce 250 kg of ice per day, and a photovoltaic system of 15 Kwp to provide energy for the ice production units. Between April and November of 2020, the ice factory produced 33,342 kg (average of 252 kg per day with 13 hours of operation) of ice for local fishermen and it generated approximately \$3,600, more than 50% increase compared to a similar period before project implementation. 23 project beneficiaries, mainly women, also benefitted from a series of capacity building workshops on maintenance and operation of the ice units and of the photovoltaic system, as well as training on

planning and starting a new business. The entire community of Monte Trigo benefitted from this project, particularly 57 families (159 people, of which 65 were women). **(Source: Annual Monitoring Report, 2020-2021).**

### Capacity Development

In **Cabo Verde**, the Craveiro Lopes Neighborhood Sports Association (Associação Desportiva Bairro Craveiro Lopes) completed a project in partnership with the Center for Renewable Energy and Industrial Maintenance Centro de Energias Renováveis e Manutenção Industrial, or CERMI), an advanced technical school. The project supported young people's integration into the labor market by providing them with vocational training in renewable energy technologies, with the goal of enhancing their abilities to implement these technologies. 17 youth, including two women, were enrolled in an intensive one-year capacity building programme at the CERMI. The training course consisted of four main modules: sociocultural training (140 hours), design of projects regarding renewable energy systems (520 hours), installation of photovoltaic and wind power systems (240 hours), and maintenance of photovoltaic and wind power systems (80 hours), for a total of 980 hours. All students were required to complete a 360-hour internship over the course of two months. At the program's conclusion, 15 students (88% of the participants) graduated with an attendance rate of 95%. As a result, the young people gained technical expertise in installing, maintaining, and repairing renewable energy equipment as well as knowledge of climate change and its detrimental impacts on the archipelago. **(Source: Annual Monitoring Report, 2021-2022)**

### South-South Exchange

SGP **Cabo Verde** was officially invited to share its experiences on an international panel *Sustainable Environmental Management and Risk Mitigation - Empowerment of Green and Blue Economies* during the 4th World Forum on Local Economic Development held in Capital Praia in October 2017. It also exchanged the best practices of 8 SGP projects and innovations on an electronic platform (under construction), Sharing Knowledge Agrifood Network (SKAN). It was a mechanism for sharing knowledge and technology for the development of agricultural, food and forestry sectors, with a special focus on the community of Portuguese-speaking member states. Participant countries included Cape Verde, Angola, **Brazil**, Portugal, **Guinea-Bissau**, São Tome and Príncipe, and **Mozambique**. **(Source: Annual Monitoring Report, 2017-2018).**

### Social Inclusion – Persons with Disabilities

In **Cabo Verde**, SGP supported grantee, Sima Júlia Foundation, to understand, empower and enhance capacities of vulnerable PwD family beneficiaries to plan and manage small photovoltaic home systems, and to implement energy efficient practices. Several consultations were undertaken, namely with the mayor's office, other local elected representatives, representatives of local communities and potential beneficiaries. The project studied the potential families' energy needs, beneficiaries' energy paying capacity and economic and energy consumption profiles for an appropriate renewable energy solution. The report proposed installation of 12 solar kits of 1.6 kwp with lithium batteries in the 12 homes of PwDs. The feasibility analysis demonstrated that a monthly tariff of less than US \$14, within the range of their paying capacity. The power capacity considered was aligned with the needs of the PwDs that responds to basic energy needs, such as hot water, fans for hot summer months, and other small and efficient appliances. It is believed that this access to energy may result in small economic opportunities and increase their livelihood options. **(Source: Annual Monitoring Report, 2019-2020).**

## METHODOLOGICAL CONSIDERATIONS

All results are aggregated reflecting projects completed and are consistent with SGP results generated in past years.

With SGP's rolling modality, results reflect all ongoing operational phases during the indicated period. Please refer to the total projects completed on the first page for information in this regard.

The source of reported results is the annual monitoring process, which is part of the annual monitoring requirements for each country programme. Additionally, evaluative evidence sources have also been leveraged, if available for the country programme.

This results report benefits from extensive quality assurance. All information across all countries in the portfolio is harmonized, verified, and evidenced before being reported. Several layers of this quality assurance have been implemented in the generation of this report, and there are no result duplications across years. This point is important not only for the specific unit of measurement (i.e., indicator selected) but also for results aggregation across years in a given operational phase. Results reported across all countries have been treated uniformly to ensure overall standardization and methodological soundness.

Reported results include both direct and indirect global-environmental and socio-economic benefits. This is due to SGP's work in two key areas:

- **SGP works towards behavioral change at individual, organizational, and community levels.** Social determinants that shape human interaction with the environment play an important role, especially at the community level, as sustainability and the continuation of environmental gains often depend on them. These factors include positive shifts in knowledge, attitudes, practices, social and cultural norms, and conventions. Such interventions shape not only demand but also communication between community leaders and other influencers in promoting the adoption of environmentally friendly behaviors and practices. Often, SGP projects have ripple effects that go well beyond the direct scope of the project, emphasizing the importance of measuring indirect impact.
- **Encouraging Community Action for Environmental Change.** For many years, SGP has focused on promoting and supporting local community groups to bring about broader and sustainable environmental change. This approach is a key aspect of SGP's work and recognizes the power of motivated community groups to create significant impact and drive positive transformation. Community group action refers to informal gatherings of individuals and organizations in the community who share a common belief and purpose. It involves taking practical steps over time to address environmental and socioeconomic challenges and creating positive change. This grassroots-level approach relies on the active involvement and empowerment of the community, with the initial efforts acting as a catalyst for further mobilization. By encouraging self-governance and involving those most affected by the issues, community action can extend its influence to more people in the community, underscoring the importance of measuring indirect impact.