



GEF SMALL GRANTS PROGRAMME ANNUAL MONITORING REPORT REPORTING YEAR 2022-2023

INTRODUCTION

Launched in 1992, for the past thirty years, the GEF Small Grants Programme (SGP) has been providing financial and technical support to civil society and community-based organizations on innovative community-driven initiatives that address global environmental issues – such as biodiversity loss, climate change mitigation and adaptation, land degradation, international waters management, and chemicals and waste management – while improving livelihoods. SGP has constantly evolved and grown into a unique global delivery mechanism to scale up local actions that can develop and deliver solutions to these multiple challenges. Driven by evidence, as noted in this report, the active leadership of local communities to address these critical environmental problems holds the key to effective stewardship of the environment and sustainable development. SGP plays a unique role in meeting the objectives of the Multilateral Environmental Agreements (MEAs) and contribute to the Sustainable Development Goals (SDGs). In each participating country, SGP is facilitating close linkages and synergies with MEA-related policies and strategies such as the National Biodiversity Strategy and Action Plan (NBSAP), National Adaptation Plan (NAP), Nationally Determined Contributions (NDC), and others, all of which emphasize the importance of engaging wider stakeholders including CSOs, local communities, and indigenous peoples to achieve the objectives.

Over the years, SGP has matured as a social inclusion platform, with a strong focus on empowering and improving the skills of women, indigenous peoples, youth, and persons with disabilities. Besides its central role as an incubator and accelerator of community innovations, SGP also plays a key role in bringing together civil society, government, private sector, and others to promote systemic change from the community level to achieve the relevant MEAs' objectives and Sustainable Development Goals. This was evidentially noted by several evaluations during the reporting period. Specifically, the [Formative Evaluation of the Integration by UNDP of the principles of Leaving No One Behind](#) acknowledged that SGP “has excelled at documenting success stories in reaching women, youth and indigenous peoples and local communities in particular.”

Methodology of this report: This report covers the reporting period from July 1, 2022 - June 30, 2023, in alignment with the GEF reporting year. The results presented in this report are based on reporting by 124 SGP country programmes. A conservative methodological approach is used for results calculations with an emphasis on 792 projects that were completed during the reporting period. This approach is consistent with SGP results generation in the past years. Any ongoing progress from projects under implementation is not included unless explicitly stated.

Annual Portfolio Overview

During the reporting year, July 1st, 2022 – June 30th, 2023 (FY23), a total of 1,228 new projects were approved for grant funding representing a total amount of USD 39.99 million in both GEF and non-GEF funding. Of these, 1,179 new projects with a total amount of USD 38.22 million were supported by GEF funding. The total number of grant projects under implementation during FY23 is 2,443 projects, with a total grant value of USD 83.68 million and a total co-financing value of USD 88.90 million. Of these, the active portfolio funded by GEF finance is 2,209 projects with a value of USD 76.01 million, leveraging USD

81.60 million in co-finance. The remaining projects are supported by co-financing sources including the Government of Germany, the Government of Australia, the MAVA Foundation, and others. During the reporting year, 792 GEF-funded projects were completed, in addition to projects under implementation during the reporting period, as noted in the paragraph above. Since inception, the cumulative total of SGP-supported projects has now reached a total of 28,675 projects with a total GEF and other donor funds of \$795.29 million. In addition, close to \$955.91 million have been mobilized to co-finance these community based SGP projects. Of these, cash co-financing constituted a total of \$416.50 million and was mobilized from multilateral and bilateral donors, foundations, NGOs, and other partners at the country level (refer to Annex I).

In terms of **country coverage**, SGP is now operational in 127 countries, with 112 countries supported by the SGP Global Programme and 15 supported under the SGP Upgraded Country Programmes (UCP). Under OP7, Malaysia transitioned to UCP status, and Eswatini, Bangladesh, and Gabon have joined as new country programmes under the SGP Global Programme to date. Least developed countries (LDCs) and Small Island Developing States (SIDS) currently account for 63% of SGP Global country programmes, with support provided to CSOs in 40 LDCs and 37 SIDS.

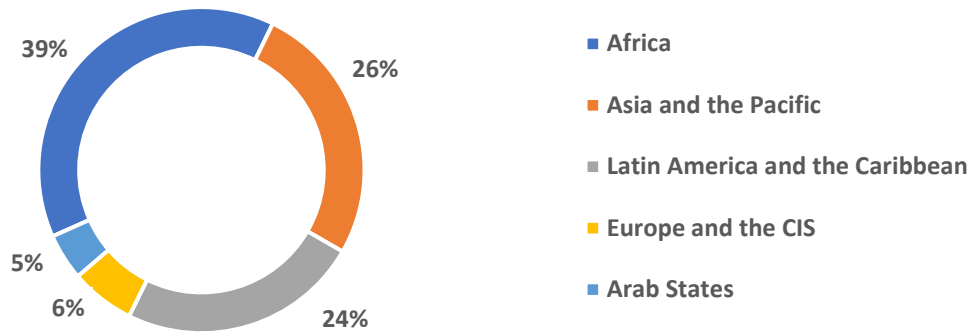
Table 1: SGP COUNTRY COVERAGE, 1992-2023

Categories of SGP countries	Names	Number
Country coverage of SGP Global Programme	Included in Annex I	112
Countries Upgraded in OP5 and funded through separate FSPs	Bolivia, Brazil, Costa Rica, Ecuador, India, Kenya, Mexico, Pakistan, Philippines	9
Countries Upgraded in OP6 and funded through separate FSPs	Egypt, Indonesia, Kazakhstan, Peru, Sri Lanka, Thailand	6
Countries Upgraded in OP7 and funded through separate FSPs	Malaysia	1
Country programmes closed	Poland, Lithuania, Chile, Bulgaria, Romania, Syria, Slovakia, Nicaragua, Pakistan	9
Country programmes started* in OP7	Eswatini, Bangladesh, Gabon	3
Status as of June 30, 2023	(Excluding country programmes closed)	127

** Started is defined as recruitment of the National Coordinator, setting up Country Programme Office, establishment of National Steering Committee, and inception stage information sharing and capacity development activities with country stakeholders*

In terms of **regional distribution** of the SGP's portfolio of active projects over the reporting period (as noted in Figure 1 below), Africa had the largest share of grant funds at 39%, followed by Asia/Pacific and Latin America and the Caribbean at 26% and 24%, respectively. Europe and the CIS accounted for 6% of the active projects' portfolio, and the Arab States comprised 5%. The different distribution by region is largely due to the number of countries within a given region (i.e., Africa region has the largest number of countries) and the STAR allocation by countries. Please refer to the tables in Annex II for more details on the regional and country distribution.

Figure 1: Regional Distribution

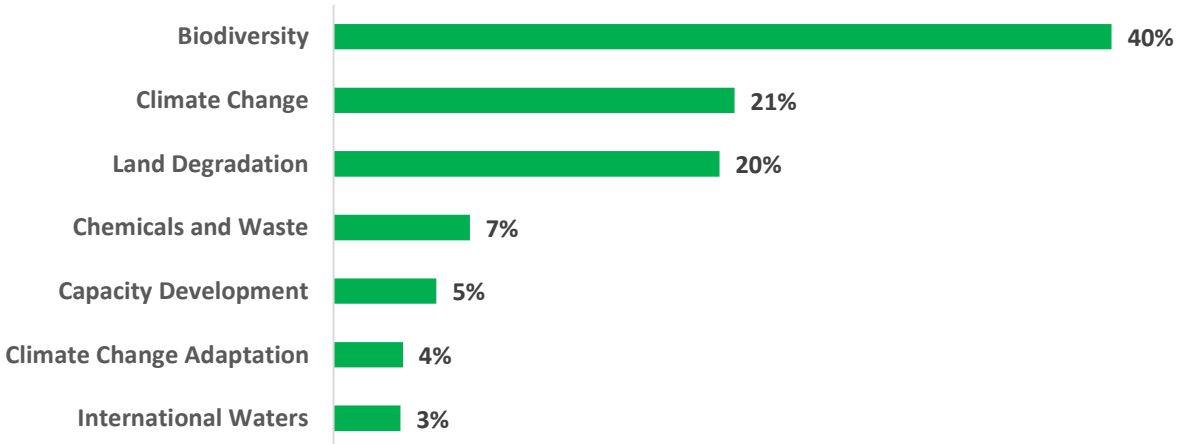


** Percentages based on portfolio of active projects as of June 30th, 2023*

With regards to **focal area distribution** of all SGP grant projects under implementation (as noted in Figure 2 below), Biodiversity continued to have the largest share of the portfolio (40%) as the primary focal area, followed by Climate Change Mitigation (21%) and Land Degradation (20%). International Waters accounted for 3%, Chemicals and Waste accounted for 7%, and projects with a primary focus on Capacity Development comprised 5% of SGP’s portfolio. Climate Change Adaptation activities which are co-financed by the Government of Australia (DFAT), accounted for 4% of all ongoing projects.

As noted by many evaluations, all results reflect an overarching landscape approach- towards more systematic and purposeful innovation, whereby CBOs identify potential innovations (as projects) in relation to landscape outcomes, as well as consciously identify the indicators of success regarding the innovation. The experience and knowledge generated is further disseminated through landscape networks and the SGP global network. Here, it is important to note that most SGP projects continue to have multiple benefits with relevance to more than one focal area. For better tracking of portfolio data, however, projects were categorized under one focal area identified as the primary focus which is what the data is reflective of.

Figure 2: Focal Area Distribution



** Percentages in each focal area based on active portfolio as of June 30th, 2023*

On the **status of eligible countries under GEF-7**, in line with the GEF council paper on GEF-7 SGP Implementation Arrangements and associated information paper (GEF/C.55/Inf.05), SGP aims to expand its country coverage to include remaining GEF eligible countries that are interested in participating in the programme and agreed to the SGP Operational Guideline and programming directions. While a phased approach is being taken in expanding the programme to new countries, priority is being accorded to LDCs and SIDS as well as countries that expressed interest for a long time. Going forward, key considerations on SGP 2.0, towards scale and deeper impact, with two new agencies will also be factored in. Overall, the start-up of additional new country programmes will be further reviewed in consultation with the SGP Steering Committee considering the GEF-8 SGP strategy. Annex III below provides further details.

PROGRESS TOWARDS GEF-7 CORE INDICATORS

In GEF-7, the SGP places greater emphasis on promoting strategic and results-based investments at the local level, in alignment with GEF-7 Focal Area Strategies and Impact Programs. In this context, the SGP has aligned its results framework with the GEF-7 results framework, by applying the relevant core indicators and sub-indicators as agreed with the GEF Secretariat and in line with the agreed guidelines as outlined in ME/GN/01: Guidelines on Core Indicators and Sub-Indicators.

Performance Results: During the reporting period, SGP supported 176,955 hectares of marine protected areas with improved management effectiveness and restored 31,757 hectares of degraded agricultural lands. 2,121,391 hectares of landscapes were under improved management to benefit biodiversity; 617,865 hectares of landscapes were under sustainable land management in production systems; and 77,118 hectares of marine habitat were supported with improved practices to benefit biodiversity. In total, 812,854 beneficiaries directly benefited from SGP intervention, among which the majority of 449,588 were female.

SGP RESULTS ON GEF-7 CORE INDICATORS* FOR 2022-2023

Marine protected areas under improved management effectiveness (hectares)	176,955
Area of degraded agricultural lands restored (hectares)	31,757
Area of landscapes under improved management to benefit biodiversity (hectares)	2,121,391
Area of landscapes under sustainable land management in production systems (hectares)	617,865
Area of marine habitat under improved practices to benefit biodiversity (hectares, excluding protected areas)	77,118
Number of direct beneficiaries as co-benefit of SGP intervention	812,854
Number of females	449,588
Number of males	363,266

**Kindly note above indicators represent direct impact due to SGP intervention in line with GEF-7 indicator methodology*

PROGRESS TOWARDS FOCAL AREA OBJECTIVES

Biodiversity Results

SGP's biodiversity focal area portfolio supported improvements in the management effectiveness of protected areas and mainstreaming biodiversity conservation and sustainable use into production landscapes/seascapes and sectors.

Performance Results: With 338 biodiversity projects completed during the reporting year, SGP has positively influenced, both directly and indirectly, 154 protected areas and 260 Indigenous and Community Conserved Areas (ICCAs), covering a total of 9.1 million hectares. 189 target landscapes/seascapes were under improved community-based conservation and sustainable use. SGP also helped to maintain or improve the conservation status of at least 873 species. With regards to the sustainable use of biodiversity, a total of 892 biodiversity-based products, with a positive impact on the sustainable use of biodiversity, have been supported by SGP projects.

BIODIVERSITY RESULTS - KEY HIGHLIGHTS

Total number of projects completed	338
Number of Protected Areas (PAs)	154
Hectares of PAs influenced	4,888,848
Number of ICCAs	260
Hectares of ICCAs influenced	4,192,278
Number of sustainably produced biodiversity and agrobiodiversity products	892
Number of species with maintained or improved conservation status	873
Number of target landscapes/seascapes under improved community conservation and sustainable use	189

In **Morocco**, a project implemented by *Groupe de Recherche pour la Protection des Oiseaux au Maroc (Research Group for the Protection of Birds in Morocco, GREPOM)* promoted ecotourism in the *Souss-Massa National Park (PNSM)* in southern Morocco through a collaboration with the *National Agency for Water and Forests (ANEF)*. The PNSM is an internationally renowned protected area, recognized mainly for sheltering the bald ibis (*Geronticus eremita*), a globally endangered species. It faces strong human pressures that endanger its biodiversity and environmental resources. To address the challenges, the project has developed new income-generating activities focused on ecotourism, while contributing to the development and upgrading of the *Massa Ramsar* site in order to promote the nesting of waterbirds. Ornithology and bird watching have proven to be promising activities for the development of ecotourism in the park. To attract more birdwatchers and nature enthusiasts, a feasibility study conducted by an ornithologist expert from *GREPOM/BirdLife Morocco* identified the necessary facilities to increase the visibility of birds, enhance the site's attractiveness, and promote successful bird breeding. As a result, an

islet of approximately 400 m² was developed, providing an ideal environment for the reproduction of waterbirds. The initiative proved successful, with the nesting of at least fifteen pairs of Kentish Plover on the islet, which had not been observed there before, resulting in around fifty individuals. To offer visitors the best birdwatching experiences while minimizing disturbances to the species, the project set up 10 perches and developed a 5 km ecotourism circuit around the Ramsar site of Massa. This circuit allows visitors to observe a diverse range of waterbirds, including flamingos, Eurasian spoonbills, marbled teal, great cormorants, common cranes, ducks, and the critically endangered bald ibis – the last viable wild population of which is found in the PNSM. Furthermore, the project invested in the improvement of infrastructure, including maintaining the parking area, installing shade houses along the tourist routes, and creating a cafeteria in the area of the eco-museum. The installation of orientation and interpretation signage helped guide visitors and provided valuable information on the different areas of the site. Additionally, 13 people, including guides and members of civil society, were trained to animate and promote the ecotourism circuit, involving local communities in the preservation and promotion of their natural heritage.

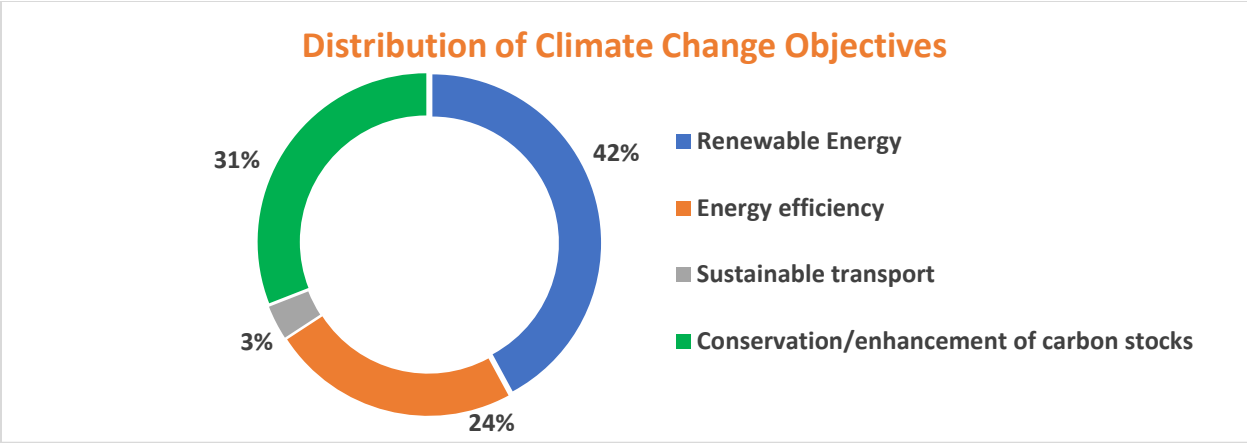
Climate Change Results

The climate change mitigation focal area portfolio supported low-carbon energy transformation at the community level through the introduction of low-GHG technologies with proven environmental and economic co-benefits contributing to multiple SDGs and improved livelihoods.

Performance Results: With 205 climate change projects completed during the reporting year, renewable energy projects comprised 42%, while projects focusing on energy efficiency solutions made up 24%; and projects on the conservation and enhancement of carbon stocks (e.g., forest management) accounted for 31%. Thirty-one percent of reporting SGP country programmes addressed community-level barriers to deploying low-GHG technologies. 90 typologies of community-oriented and locally adapted energy access solutions were successfully demonstrated, scaled up, and replicated. 46,808 households have benefited from energy access with associated benefits including increased income, health benefits, and improved services.

CLIMATE CHANGE MITIGATION RESULTS - KEY HIGHLIGHTS

Total number of projects completed	205
Number of country programmes that addressed community-level barriers to deployment of low-GHG technologies	38
Number of typologies of community-oriented, locally adapted energy access solutions with successful demonstrations or scaling up and replication	90
Number of households supported with energy access co-benefits	46,808



In **Belize**, a project completed by *Plenty International* supported indigenous female solar engineers to bring solar energy to *Machakil Ha* and *Graham Creek* villages – the most rural and remote communities in the country. The project trained and established two community solar power boards, officially recognized by the *Ministry of Rural Transformation, Community Development, Labour, and Local Government*. The solar power boards are responsible for collecting monthly fees to ensure the long-term sustainability of the solar systems, thus promoting community ownership and involvement in maintaining the solar infrastructure. Also, the project established *Belize Power Connect Limited*, a social enterprise equipped with the necessary equipment, tools, and spare parts to support solar photovoltaic efforts throughout Belize. Five individuals received training in international solar photovoltaic standards from *Solar Energy International*. 25 residents from *Graham Creek* and *Machakil Ha* villages were trained in basic solar photovoltaic maintenance. Moreover, an all-women solar board was established in *Graham Creek*. Five workshops were conducted on gender roles, community development, and finance training. 12 youths participated in a solar photovoltaics summer camp led by solar engineers.

As a result, 30 tons of CO₂ emissions were avoided through the installation of solar photovoltaics in 65 homes, 2 primary schools, and 2 micro-businesses. 284 indigenous peoples directly benefited from solar photovoltaic installations. 18 indigenous leaders were empowered with higher capacities to deliver local solutions and effectively advocate for policies. 15 staff members of the *Ministry of Rural Transformation* received basic solar photovoltaics training. These officers are now equipped to support the delivery of solar photovoltaics to other rural and remote communities lacking electricity. 375 books were delivered to each village, positively impacting literacy rates and socio-economic development. Health outcomes in both communities also improved due to enhanced access to electricity. A video documentary was produced, enhancing public awareness and recognition of the project's success. The project's achievements aligned with Belize's Sustainable Energy Roadmap 2030 outcomes and targets, reinforcing the nation's commitment to sustainable energy solutions and environmental stewardship.

Sustainable Land Management Results

The land degradation focal area portfolio supported the restoration and prevention of land degradation and promoted sustainable land and forest management. Activities supported mainly targeted rural communities, which are highly dependent on agroecosystems and forest ecosystems for their livelihoods.

On sustainable forest management, during the reporting year, SGP projects were focused on sustainable land use, land-use change, and forestry management to ensure connectivity between ecosystems and restorative activities. The projects have also supported activities to decrease pressure on forest resources.

Performance Results: With 138 sustainable land management projects completed this year, SGP positively influenced 105,855 community members with improved agricultural, land, and water management practices. 34,831 hectares of land were supported with improved management practices including forest, agricultural lands, and water management. 4,017 farmer leaders were involved in successful demonstrations of agroecological practices, such as incorporating measures to reduce farm-based emissions and enhancement of resilience to climate change, and 262 farmer organizations and networks have disseminated improved climate-smart agroecological practices.

SUSTAINABLE LAND MANAGEMENT RESULTS - KEY HIGHLIGHTS

Total number of projects completed	138
Number of community members demonstrating agricultural, land and water management practices	105,855
Hectares brought under improved agricultural, land and water management practices	34,831
Number of farmer leaders involved in successful demonstrations of agroecological practices	4,017
Number of farmer organizations, groups or networks disseminating improved climate-smart agroecological practices	262

In **Malaysia**, the *Lun Bawang* indigenous community living in the *Long Semadoh Valley* in the *Maligan Highlands of Lawas, Sarawak*, faced various challenges, including the threat of losing their heirloom crops, land degradation, and biodiversity loss due to the lack of economic opportunities in the villages. *Langit Collective* completed a project aimed to address these issues by promoting sustainable farming practices, conserving the farmland and environment, preserving traditional knowledge and culture, and adding value to farmers’ produce. To achieve these goals, the community worked towards organic certification and incorporated sustainable farming practices into their traditional knowledge.

The project achieved several significant milestones. A guidebook was produced, documenting the best farming practices developed by farmers over the past four years, which was made available in English and Bahasa Malaysia. The introduction of BD500, a natural soil enhancer, to 21 acres of paddy fields belonging to 12 farmers resulted in an estimated increase of about 10-15% in yield. A *MyOrganic* certification workshop was conducted, assisting 56 farmers in filling out the application forms, and further promoting organic practices. Additionally, *Langit Collective* led a cohort of villagers through the process of setting up their own agribusiness enterprise, utilizing excess produce to create ready-to-market products. The establishment of a community milling and packaging facility significantly reduced farmers’ workload, with a winnowing machine capable of processing 300kg of rice in a day, instead of two weeks. Furthermore,

the installation of a 5kW solar system reduced diesel consumption and carbon emissions, providing financial savings of up to RM 300 (USD 66) per month and decreasing CO₂ emissions by 316 kg per month.

In **Vanuatu**, *Alpalack Community Project* addressed deforestation caused by agriculture in the country, particularly in the lowland areas where much of the land is used for agriculture, cattle farming, and coconut plantations. Due to the frequent cyclones that hit the region, many farmlands were left abandoned each year, leading to further degradation of the forest and land. In response to this issue, the local leader of the community of *Alpalak* took the initiative to champion tree planting as a means to restore the degraded forest and land. With the support of SGP funding, the initial nursery of 500 seedlings was scaled up to 5,000 nursery seedlings after the improvement of water irrigation in the nursery was implemented. These seedlings were then supplied to families in *Alpalak* to treat 1,000 hectares of deforested area with improved woodlots. This successful approach caught the attention of representatives from 10 tribes in the Northwest *Malekula* island, who participated in a workshop. As a consequence, nursery seedlings were distributed to farmers from these tribes, leading to the treatment of an additional 10,000 hectares of deforested areas on the island.

The project successfully brought about significant benefits to the community, directly impacting 20 households comprising over 30 capable adults, including both men and women who actively participated in project-related activities. The project's thoughtful design ensured that it operated at a scale that would make a positive contribution to the community without disrupting its existing commercial, social, and cultural activities.

International Waters Results

During the reporting year, the international waters focal area supported the sustainable management of transboundary waterbodies through community-based activities. SGP continued to develop and demonstrate effective community-based actions and practices in support of the Strategic Action Plans (SAPs) that were developed among countries sharing the transboundary waterbodies, including river basins, large marine ecosystems, and others. It is important to note that, in addition to the international waters focal area portfolio, many of the marine, coastal, and freshwater management projects supported by the SGP are often categorized under the biodiversity focal area as the primary focal area with strong benefits towards transboundary waterbodies.

Performance Results: With 24 international waters projects completed in the reporting year, SGP continued to support the implementation of SAPs for the transboundary water bodies. Projects completed involved 22 seascapes and freshwater landscapes, including marine protected areas, marine sanctuaries, gulfs, bays, lakes, rivers, and underground waters. Through the project activities, a total of 40 tons of land-based pollution, such as solid waste, sewage, wastewater, and agricultural waste have been prevented from entering the water bodies; 100,048 hectares of marine/coastal areas or fishing grounds have been brought under sustainable management through interventions such as mangroves replantation, seagrass protection, coral reefs rehabilitation etc.; and 59,449 hectares of seascapes were influenced with improved community conservation and sustainable use management systems.

INTERNATIONAL WATERS RESULTS - KEY HIGHLIGHTS

Total number of projects completed	24
Number of seascapes/inland freshwater Landscapes	22
Tons of land-based pollution (such as solid waste, sewage, wastewater, and agricultural waste etc.) avoided, reduced or prevented from entering water bodies	40
Hectares of marine/coastal areas or fishing grounds sustainably managed (such as hectares of mangroves replanted, seagrass protected, coral reefs rehabilitated etc.)	100,048
Hectares of seascapes influenced with improved community conservation and sustainable use management systems	59,449

In **Viet Nam**, the *Youth Union of Thua Thien Hue province* led a project promoting youth participation in activities contributing to the protection of the *Tam Giang lagoon*. The project organized seminars, focusing on crucial topics such as environmental protection and combating plastic waste. Eight training courses were provided on waste separation at the source and the application of microorganisms for the treatment of organic waste in households. More than 300 officials and youth union members participated in a cultural exchange program "*Green Space - Green Vitality*". 100 youth union members engaged in the *Golden Bell Ringing Contest*, promoting the "*Say no to plastic bags and single-use plastic products*" movement. The project also included 53 creative entries in the "*Recycling Plastic Scrap*" contest, demonstrating the community's commitment to finding practical solutions to manage plastic waste. Besides, the project efficiently launched the "*Green Sunday*" initiative, mobilizing nearly 15,000 officials, youth union members, and people from local communities, including a 46% female participation rate, for regular clean-up activities in the environment, village roads, and alleys. In addition, young fishermen, through the "*Living Green for the Community*" club, actively advocated for waste reduction, raised awareness among their fellow fishermen and tourists about the importance of not discharging garbage into the ocean, and collected garbage from the ocean to raise funds for helping poor students. The project's impact extended to other coastal provinces, inspiring other fishermen to join in the commitment to protect the ocean from pollution, with a total of 30,090 offshore boats in the locality.

Chemicals and Waste Management Results

The chemicals and waste management focal area portfolio supports control and reduction of the use of harmful chemicals. SGP's efforts focused on the sound management of hazardous chemicals and waste, including persistent organic pollutants (POPs) and mercury, to minimize adverse effects on human health and the global environment. There is a growing need among local communities to address issues related to waste management initiatives, including plastics and e-waste.

Performance Results: Results of the 45 chemicals and waste management projects completed during the reporting period include the avoided use of 177,689 kilograms of pesticides and the release or utilization of 73,515 kilograms of harmful chemicals. In addition, the capacities of 27 national coalitions and networks on chemicals and waste management have been strengthened.

CHEMICALS AND WASTE MANAGEMENT RESULTS - KEY HIGHLIGHTS

Total number of projects completed (including Mercury)	45
Total number of mercury management projects completed	3
Kg of pesticides avoided, reduced or prevented	177,689
Kg of harmful chemicals avoided from utilization or release	73,515
Number of national coalitions and networks on chemicals and waste management established or strengthened	27

In **Maldives**, a women-led project completed by *Maldives Authentic Crafts Cooperative Society* aimed to conserve the environment by reducing the usage of single-use plastic bags and advocating for their banning through a pilot initiative. The project focused on raising awareness about the harmful impacts of single-use plastics and introducing potential alternatives to these bags. One of the key achievements of the project was its direct contribution to policy change on single-use plastics through effective advocacy and knowledge sharing. As a representative in the government's single-use plastic phase-out committee, the project actively participated in the development of a comprehensive phase-out plan, leading to the banning of the import, production, and sale of 10 single-use plastic items and the implementation of levies on single-use plastic shopping bags. The implementation of the phase-out plan resulted in a significant reduction of plastic pollution in the country, with reports indicating that the number of plastic bags imported had halved within 2022 compared to the previous year.

As a result of the project, participants and the recipient communities increased awareness about single-use plastics. Over 3,000 reusable cloth bags were distributed to households and shops. Free data and great discounts were provided to shoppers who used reusable bags after registering with the *Plastic Noon Gotheh Rewards App*. Through the provision of reusable bags and incentivizing their use, at least 5,000 plastic shopping bags were removed. Moreover, the project empowered women by providing them with paid opportunities to produce reusable cloth bags, directly benefiting at least 20 women.

PROGRESS ON CROSS-CUTTING INITIATIVES

SGP deploys the following cross-cutting initiatives and social inclusion activities to further enhance innovation and inclusion and capacity towards long-term impact. They assist in enhancing the overall effectiveness of its entire portfolio by expanding the role and value of SGP beyond individual grant-making. Principally, it covers capacity development, CSO-government dialogues, south-south exchanges, and social inclusion efforts (including women, indigenous peoples, youth, and persons with disabilities).

Introduced in OP6, the Innovation Programmes, which aims to enable targeted investment on emerging environmental issues under the focal area/strategic initiative also contributes to promoting these cross-

cutting issues that could be potentially scaled up, replicated, and mainstreamed in SGP and other programmes.

Capacity Development

SGP provides support to enhance and strengthen the capacity of communities and civil society organizations to address global environmental challenges. Community-level capacity development activities have been supported since OP5, in alignment with the GEF focal area strategies.

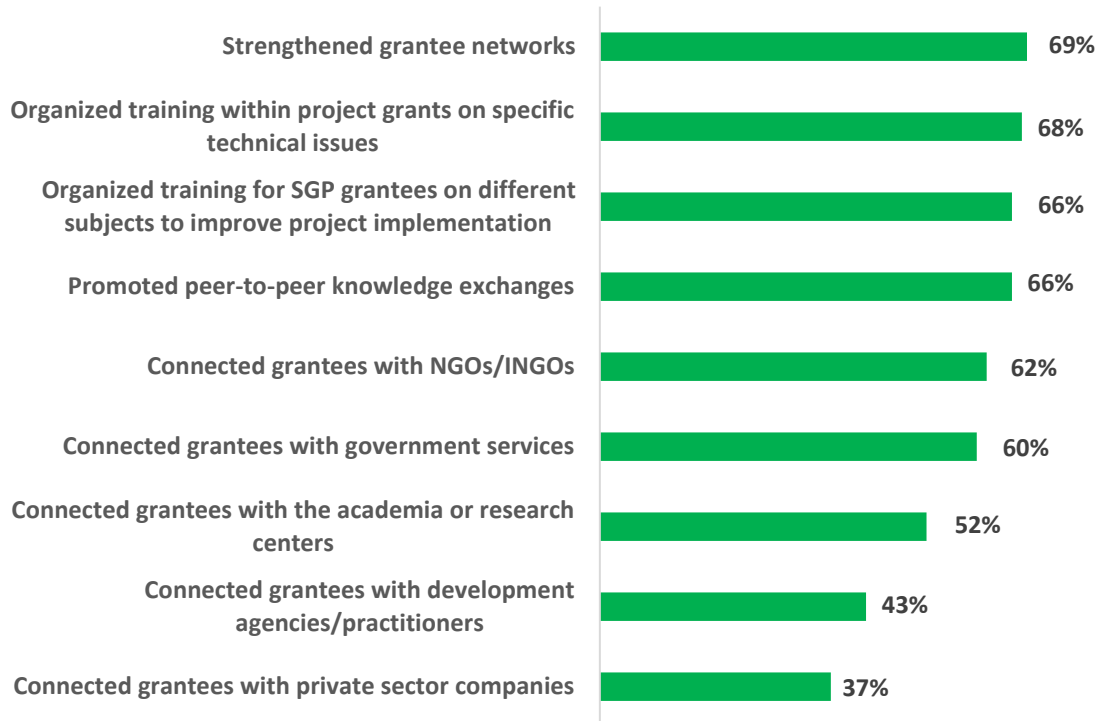
Performance Results: With 42 capacity development projects completed during the reporting period, capacities of 508 CSOs and 390 CBOs were strengthened, comprising 39,145 people, to address global environmental issues at the community level.

CAPACITY DEVELOPMENT RESULTS - KEY HIGHLIGHTS

Total number of projects completed	42
Number of CSOs whose capacities were developed or improved	508
Number of CBOs whose capacities were developed or improved	390

As key results reported across the SGP portfolio, 85 SGP country programmes reported having strengthened grantee networks; 82 promoted peer-to-peer knowledge exchanges; 84 organized training within project grants on specific technical issues; 82 organized training for SGP grantees on different subjects to improve project implementation; 75 connected grantees with government services; 77 connected grantees with NGOs/INGOs; 65 connected grantees with the academia or research centers; 53 connected grantees with development agencies/practitioners; and 46 connected grantees with private sector companies.

Capacity Development Strategies Deployed by SGP Country Programmes



* Percentages based on 124 SGP country programmes that reported this year

In **Sierra Leone**, a project completed by the *Institute of Environmental Management and Quality Control* established a tracking system for ecosystem restoration to estimate the carbon credit contribution under the GEF framework. This project empowered civil organizations with Open Data Kit (ODK) skills to collect digital information about the trees they have planted and be able to manage the information in a database, which they would create themselves. It developed an electronic questionnaire to gather information on all tree species planted. Coded questions for the ODK application were uploaded to a server. A training manual for ODK was developed, and 70 grantees and six data collector assistants were trained. The trained data collectors from various organizations collected tree data for trees planted in three chiefdoms — *Karene, Koinadugu, and Tonkolili* Districts. Equipped with mobile devices, the data collectors collected key information about trees such as botanical and local names, date planted, and tree height, using the electronic questionnaire. A geodatabase of recorded tree species was developed, and the trees were analyzed based on location, growth status, and the number of trees per chiefdom. Training manuals for carbon sequestration calculation, MS Excel database creation, and data analysis were also developed.

During the pilot stage, 70 individuals participated in the pilot tracking of trees planted in the northern region of the country and estimated GEF's contribution towards carbon credit with an algorithm developed by the project. Later, the project was expanded to benefit 4,500 people countrywide, including

former SGP grantees, civil society organizations (CSOs), and community-based organizations (CBOs) involved in ecosystem restoration.

CSO-Government Policy and Planning Dialogue Platforms

CSO-Government Policy and Planning Dialogue works to ensure community voices and participation are promoted and enhanced in the global and national policy processes related to global environment and sustainable development issues. SGP has strengthened its role as a CSO-led multi-stakeholder platform by working closely with governments and different civil society actors. These platforms also provide opportunities to discuss possible shifts in relevant policies and practices as well as encourage strong partnerships with different stakeholders to scale up and commercialize successful community projects. During the reporting period, 38 SGP country programmes (31% of reporting country programmes) conducted CSO-Government Dialogues. A total of 231 dialogue platforms were organized representing the involvement of 4,579 CSO/CBO representatives.

In **Mexico**, ten organizations actively engaged in two forums—one at the state level and another at the national level—focused on climate change adaptation. The forums, organized by the *National Institute of Ecology*, provided an essential platform for sharing experiences and insights related to climate challenges faced by vulnerable municipalities, with an objective to collaboratively identify adaptation actions at the local level, ensuring the planning and implementation of short, medium, and long-term measures. These discussions aimed to foster a deeper understanding of the challenges and to enhance the technical capabilities and access to climate financing for municipalities and local stakeholders.

Another initiative was the participation of 21 organizations dedicated to mangrove conservation and usage across the *Yucatan Peninsula*, *Tabasco*, and *Oaxaca* during the *Mangrove Congress of America* in October 2022. Under the dialogue table titled "Ancestral communities and groups," representatives from these organizations collectively developed a [declaration](#). This declaration showcased the most critical needs that these groups, serving as guardians of the mangrove, believed should be considered in their ongoing efforts.

Additionally, the participation of eight groups in the *Community Resilience Meeting* proved to be a valuable platform for sharing their experiences in developing resilience mechanisms against the impacts of climate change in the *Yucatan Peninsula*. This gathering led to the establishment of a common agenda for collective actions. The potential formation of an alliance of communities, aimed at addressing the challenges posed by climate change, was another crucial outcome of this meeting. The academic sector and the UNDP resilience projects unit also participated in the meeting.

South-South Exchange

South-South Cooperation is another key initiative to improve knowledge exchange and technology transfer among countries and regions in the south. During this reporting period, 30 SGP country programmes (24% of reporting programmes) facilitated 54 South-South exchanges that supported the

transfer of knowledge on new innovations between communities, CSOs, and other partners across countries.

In **Uruguay**, a project led by *Sociedad Apícola Uruguaya (Uruguayan Beekeeping Society)* replicated good beekeeping practices in Uruguay, **Paraguay**, and **Argentina**. A series of impactful exchanges between beekeepers across these three countries was conducted. The goal was to share and disseminate valuable knowledge and practices for the betterment of beekeeping and [meliponiculture](#). These exchanges fostered cross-border learning and collaboration that encompassed diverse themes pertinent to sustainable beekeeping practices and honey production. In Paraguay, the exchange revolved around crucial topics such as strengthening bee and hive product production and sales through public policy tools and initiatives, meliponiculture techniques, and agroecological/organic honey production. On the other hand, the exchange in Uruguay focused on "Beekeeping and native bees of the region," delving into themes like agroecological production guidelines, urban beekeeping, commercialization strategies for honey in school settings, cooperative experiences, and legislation for the protection of native bees and pollinators.

The exchanges facilitated a sharing of innovative techniques and legislative approaches, opening doors for beekeepers from each country to adopt successful practices employed elsewhere, potentially enhancing honey production. It also bolstered the resilience of beekeeping practices and contributed to the protection and preservation of essential pollinators for ecosystem health and food security.

Social Inclusion

During the reporting period, SGP continued to undertake targeted efforts to support greater social inclusion of marginalized groups, including women, indigenous peoples, youth, and persons with disabilities. Specific information is presented below:

Gender equality and women's empowerment is a critical element of SGP efforts in empowering the vulnerable as well as supporting them as key solution providers. Among the completed projects during this period, 43% of the projects were led by women, i.e., had a female project coordinator/manager or led by a woman cooperative or women's group. Further, 640 of the projects completed during the reporting period, which is 81% of total projects completed, were reported to be gender responsive. Key strategies deployed by SGP country programmes (CPs) to promote gender equality and women's empowerment include the incorporation of gender-specific activities, outputs, outcomes, and disaggregated indicators in project design (88 CPs) and the use of gender checklist by the National Steering Committee for appraising projects (81 CPs). Of the reporting countries, 111 CPs (90%) had a gender focal point in their SGP NSC.

Gender Equality and Women's Empowerment Strategies Deployed by SGP Country Programmes



* Percentages based on 124 SGP programmes that reported this year

In **Lesotho**, a project completed by *Technologies for Economic Development* supported women-led nature-based enterprises. Five districts, namely *Maseru*, *Mafeteng*, *Quthing*, *Botha Bothe*, and *Qacha's Nek*, have been identified as prime locations for honey production. To maximize the honey production potential in these hotspots, preparations are currently underway to establish fully equipped honey collection hubs in three strategic locations among the selected districts. Conducting a beekeeping training themed "*Let there be honey in Lesotho*", the project benefited 44 participants, including 37 women, 7 men, and 31 youth, who acquired essential beekeeping skills. Additionally, hive production training resulted in the production of over 200 hives and 50 trap boxes, distributed among trainees to stimulate business growth. The introduction of the top bar beehive as an affordable option has shown promise in addressing challenges faced by traditional hives, offering valuable insights for future policy development in beekeeping.

With country-wide consultations and national dialogues on beekeeping, the organizational structure for beekeeping is evolving. This includes the formation of district networks and committees, with the ultimate goal of establishing the *National Beekeepers Association* as the apex body. The project has ignited a strong interest in beekeeping particularly among women, as well as members of the security sector, and even

Her Majesty the Queen, who sees beekeeping as a significant employment opportunity for women and girls. Moreover, collaboration with *Caritas Lesotho* has resulted in the establishment of a financing mechanism that improves access to finance for women involved in beekeeping and the cottage industries related to wool and mohair products, enabling at least 12 women entrepreneurs to access loans and expand their businesses. The project has also facilitated networking and capacity building among beekeepers, with 11 farmers from the targeted districts participating in the *22 Africa Regional Beekeeping Symposium*, where they received more than seven awards for their contributions to the sector. Local honey products are being tested through collaboration with local universities to ensure quality and market readiness.

Indigenous peoples are a key partner and important target group for SGP. SGP has supported efforts that respect customary law and practice, including efforts to secure rights to land and resources as well as the participation of indigenous groups in local and national environmental governance. During the reporting period, 219 projects, which is 28% of the total completed projects involved indigenous peoples. 1,928 indigenous leaders participated in various activities supported by the SGP which led to improved capacities of IP groups and organizations for organizing projects that provide for concrete action to meet their needs as well as for strong representation in policy advocacy. Efforts aimed at fostering agility and improving access in SGP grant-making/management were continued, with 18 CPs accepting proposals in local languages; 10 CPs accepting proposals using participatory videos; 33 CPs involving indigenous peoples in respective NSCs and/or TAGs; and 43 CPs enhanced outreach and networking with indigenous peoples' groups. Of the reporting countries, 51 (41%) of them reported having an indigenous peoples focal point in their SGP NSC.

In **Panama**, *Fundación Panameña de Turismo Sostenible (Panamanian Foundation for Sustainable Tourism)* completed a project strengthening community tourism organizations in the *Naso* region by implementing various structural improvements, acquiring necessary equipment, and promoting community tourism. These efforts enhanced the organizational capacities of *Naso* organizations in ethnotourism and ecotourism. The project provided comprehensive training to the indigenous community of the *Naso Comarca*, covering various cross-cutting issues related to tourism services, entrepreneurship, community connections, financing and gender. The training not only empowered the community members with new skills but also facilitated community exchanges outside their regular areas, allowing them to strengthen their technical capacities and gain new insights, particularly in areas such as permaculture and food security. The project's focus on teamwork contributed to the success of the tourist route, which is now led by the local communities themselves. By supporting tourism companies and indigenous peoples through the *Sustainable Network of Rural and Community Tourism (SOSTUR Network)* in Panama, the project created new sources of employment, widely acknowledged local culture and knowledge, and contributed to overall sustainability of the region.

In total, 600 indigenous peoples benefited from the project, with 390 women and 210 men being among the beneficiaries. As an outcome of the project, the *Panama Tourism Authority* increased its support for tourism in the *Naso Comarca*, recognizing it as a model for indigenous tourism and further contributing to its growth and development.

Youth is increasingly becoming an important target group of SGP as they are key stakeholders for sustainable development. Intergenerational efforts that equally benefit from the expertise of the elders, as well as the force of the youth, are essential for the achievement of the SDGs and MEA objectives. During the reporting period, 324 projects were completed with youth participation or leadership, which is 41% of the total completed during the period. 273 youth organizations participated in SGP projects and in relevant national environment and sustainable development strategy development. Of the reporting countries, 95 (77%) operated with a Youth focal point in their SGP NSC.

In **Algeria**, *Inter-Wilayas Youth LED Algeria Association* completed a project "Stopping the invasion of plastic!", aiming to enhance the capacities of 25 young individuals leading green initiatives and other community actors to mitigate the impact of plastic waste in urban areas across several municipalities in the wilaya of *Mila, Algiers, Béjaïa, Boumerdes, and Tizi Ouzou*. The project surpassed its initial target and succeeded in empowering 270 beneficiaries in various ways. Multiple meetings were arranged with the *National Waste Agency, Mila University's House of Entrepreneurship*, and other civil society actors to foster collaborative relationships with public authorities, local associations, student clubs, and local recycling companies. Through a series of trainings and workshops, over 115 young women and men were mobilized to adopt the principles of *Green Chemistry Principles (GCP)*, tackle plastic pollution, and launch their own start-ups in recycling and circular economy activities. Through the training, they learned about drafting business model canvas (BMC) and business plans tailored to circular economy activities.

Furthermore, the participants were invited to the *REVADE National Waste Fair* in October 2022, where they had the opportunity to interact with high-ranking state officials, including the Minister of Commerce and the Environment. Additionally, a study day on the circular economy was organized in collaboration with *Mila University* and public institutions encouraging entrepreneurship, which facilitated three waste recycling and recovery project leaders to receive support for their entrepreneurial endeavors through collaborations with the *National Waste Agency*.

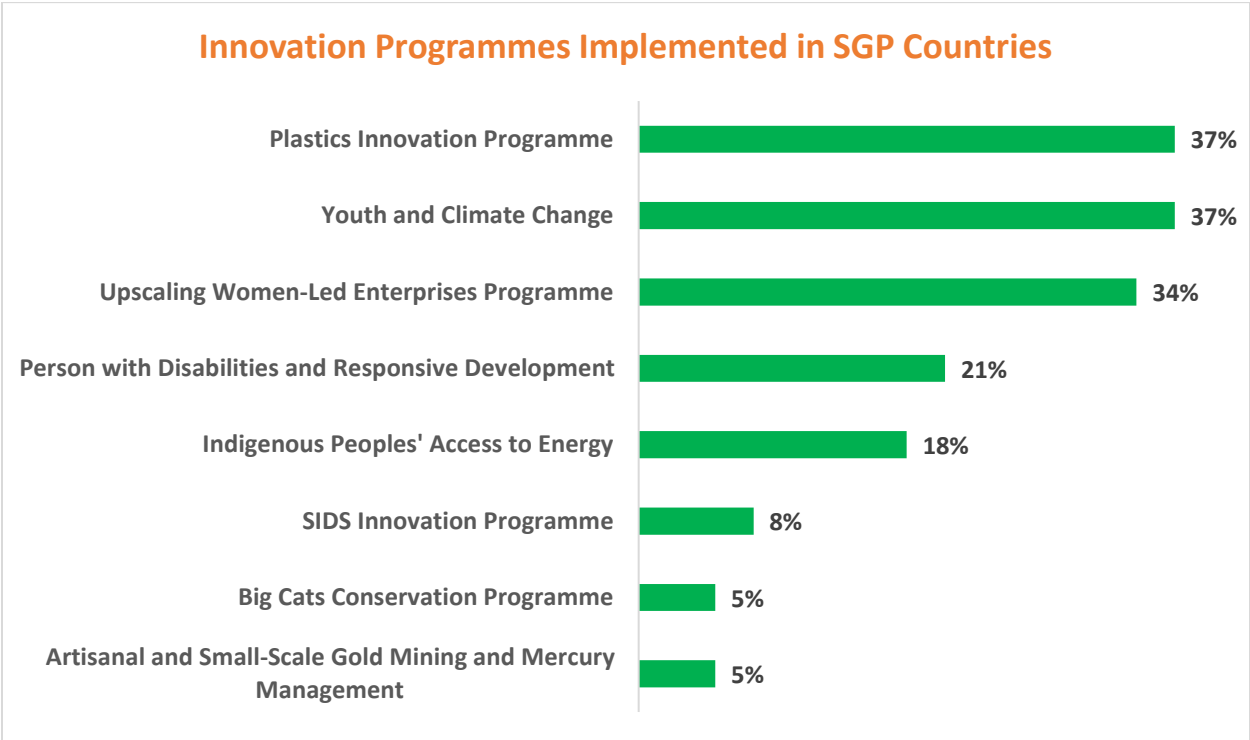
Persons with disabilities (PwD) are also a key target group for SGP support. SGP's inherent flexibility to test innovation has supported efforts to mainstream and engage PwD groups enabling them to actively participate in global environmental and livelihood efforts. During the reporting period, 97 organizations engaged in persons with disabilities have participated in SGP projects and in relevant national environment and sustainable development strategy development. The SGP Innovation Programme with a focus on PwD engagement in global environmental solutions is currently under implementation in eight SGP countries.

In **Bhutan**, *Zhenphen Group*, a Community-Based Organization (CBO) comprised of persons with disabilities (PwDs), in collaboration with the *National Biodiversity Centre*, completed a project establishing an inclusive and accessible environment for PwDs within Bhutan's *Royal Botanical Garden (RBG)*. Focused on addressing the lack of all-inclusive nature gardens with proper accessibility, facilities, and information for PwDs, the project highlighted the importance of connecting PwDs with nature for their overall well-being. It also contributes to the global "*Nature for All*" movement by ensuring that nature gardens are accessible to everyone.

By actively involving over 15 PwDs in all stages of project planning and implementation, the project transformed the *RBG* into a welcoming space for PwDs by creating disabled-friendly footpaths and restrooms within the garden premises. Interpretation boards were installed to enhance visitors' understanding of the diverse flora and fauna present in the garden. Moreover, the project fostered environmental awareness among PwDs, engaging them in bird-watching programs as part of a citizen science effort, offering GPS training, and producing informative videos that emphasize the significance of nature for PwDs. A musical set was procured, and a nature song by PwDs was composed. The project's active participation in events like *White Cane Day* and *International Disability Day* further championed disability rights and inclusion. Through a series of fundraising endeavors, the project generated BTN 269,400 (USD 3,370), with a net profit of over BTN 40,000 (USD 5,000), enabling it to expand support activities for PwDs.

Innovation Programmes

Introduced in OP6, the Innovation Programmes at the SGP help achieve targeted results and a larger impact, foster learning and knowledge sharing among participating countries, and promote partnership and leverage resources on emerging thematic issues related to the SGP Strategic Initiatives. During the reporting period, SGP Innovation Programmes were implemented in a total of 38 countries (31% of reporting countries), including Artisanal and Small-Scale Gold Mining and Mercury Management (2 countries), Upscaling Women-led Enterprise (13 countries), Persons with Disabilities and Responsive Development (8 countries), Indigenous Peoples' Access to Energy (7 countries), Youth and Climate Change (14 countries), Big Cats Conservation (2 countries), SIDS Innovation Programme (3 countries), and Plastics Innovation Programme (14 countries).



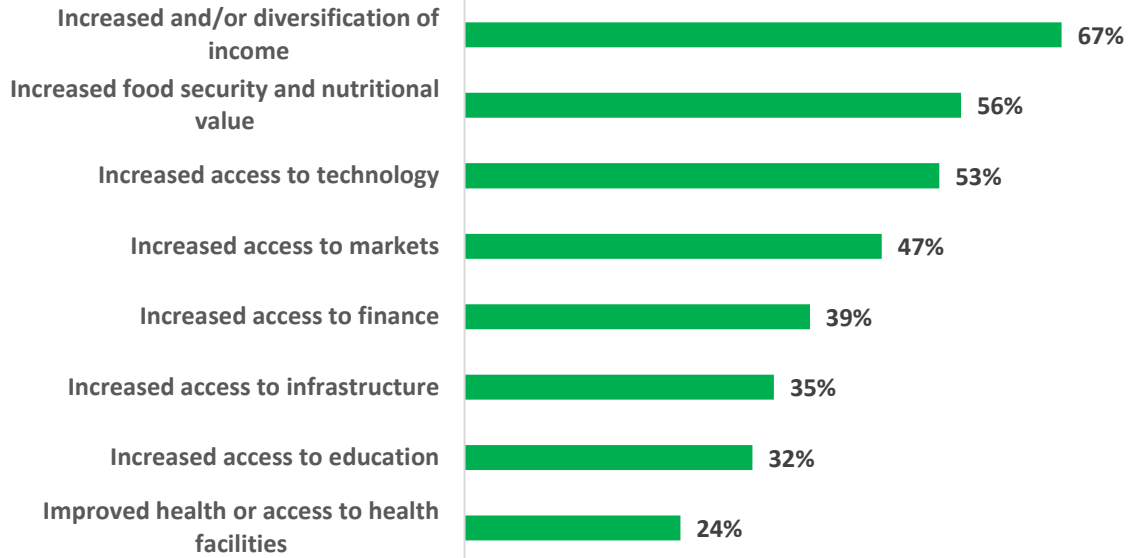
In **Zimbabwe**, the *Gingie West Mining Syndicate* implemented a pilot project under the Innovation Programme on reducing mercury in artisanal small-scale gold mining. The project is led by women and located in the *Sebakwe River* basin, near *Kwekwe City*. The primary objective of the project is to promote sustainable and environmentally friendly gold mining practices by eliminating the use of mercury, a highly toxic substance commonly used in artisanal gold extraction. To achieve a mercury-free gold extraction process, the *Gingie West Mining Syndicate* upgraded their mining site and procured essential equipment such as two shaking tables, a crusher, four solar lights, etc. They drilled boreholes and fitted solar pumps, enabling gold separation without the need for mercury. The project also constructed a slimes dam to manage tailings responsibly and filled up three open shafts to rehabilitate the land affected by mining activities. By setting up a perimeter fence around the milling center and collaborating with various governmental agencies, including the Zimbabwe Republic Police, the Environment Management Agency, the Ministry of Mines and Mining Development, the Institute of Mining Research, the Zimbabwe Rural District Council, and the Kwekwe City Council, the *Gingie West Mining Syndicate* ensured compliance with environmental regulations and promoted responsible mining practices.

The project directly benefited 400 individuals, providing 100 beneficiaries access to clean drinking water at the project site and training 300 small-scale miners on the hazards of using mercury. Additionally, the project serves as a demonstration for local artisanal miners, showcasing effective and sustainable gold processing methods that do not involve mercury.

LIVELIHOODS AND SUSTAINABILITY

Improving livelihoods is a core strategy of SGP, as it is recognized as a direct incentive for and benefits of improved, sustainable management of natural resources, including land, forest, and water that generates global environmental benefits. It also often reduces pressure on the environment and natural resources. During the reporting period, 601 projects (76% of completed) reported concrete results in the improvement of the livelihoods of the communities. Specifically, efforts were noted across SGP's portfolio with respect to increasing and diversification of income (83 CPs); increased food security and nutritional value (69 CPs); and increased access to technology (66 CPs). A percentage-based breakdown is presented below.

Strategies to Improve Livelihoods and Quality of Life Deployed by SGP Country Programmes



* Percentages based on 124 SGP country programmes that reported this year

SCALING UP, REPLICATION, AND POLICY INFLUENCE

During the reporting year, 135 projects (i.e., 17% of total completed projects) were replicated or scaled up, while 105 projects (i.e., 13% of total completed) reported influencing policy through project activities by liaising with local authorities and other government institutions. While we see an increasing number of projects being replicated or scaled up over the years, it is important to note that since these results have long-term horizons, often much after the intervention is completed, there is considerable under-reporting of results in this area. The following examples illustrate the great potential of the SGP in contributing as an incubator of innovations and a platform for broader adoption from completed projects for this reporting period.

Illustrative Examples

In **Seychelles**, *Seychelles Farmers Association* completed a project titled “*Round-the-Clock Food Production*”, achieving sustainable agro-ecological farming on *Praslin Island*. By providing suitable water storage infrastructure and implementing advanced irrigation systems, the project effectively optimized the utilization of water resources for smallholder farmers. This not only curtailed water wastage but also utilized efficient drip systems that maintained soil moisture for extended durations, benefiting the farms' productivity. The incorporation of shade houses introduced an alternative cultivation approach, reinforced by capacity-building efforts and insights into Climate-Smart Agriculture (CSA). This strategy bolstered the sustainable production of agro products throughout the year on *Praslin Island*, meeting the growing local demand. The project established a CSO-government planning and dialogue platform. This

platform enabled project leaders to share their accomplishments and findings with relevant departments and partners, subsequently opening doors for additional support and opportunities. The project's positive impact was acknowledged by the farmers who reported increased yields through multiple harvests in a single production year and better product quality facilitated by enhanced pest control measures. No crop losses were reported due to adverse weather conditions such as floods or droughts.

As a result, 50% of the beneficiaries chose to invest in additional shade houses, aiming to further increase their yield and income during the forthcoming planting season. The number of shade house components expanded from an initial six to 16 units by the time of reporting. The project has been upscaled to expand its reach to more farmers across all three main islands of Seychelles, engaging more youth and women in the process. A new proposal has been approved as a strategic grant.

In **Belarus**, a project led by *Innovative Development Center Information and Consultancy Establishment* developed an innovative technology to promote sustainable agricultural practices by introducing autonomous SMART-mini poultry farms powered by solar batteries. Due to the adoption of this innovative technology, advancements in the environmental performance of business entities have been realized, leading to an annual reduction of 0.3 tons of CO₂ emissions. In addition, these farms enhance the economic efficiency of agricultural businesses. These autonomous poultry farms served as demonstration models to inspire and enable replication by farmers across the country. In addition, the project developed a website featuring calculation modules to assess the environmental and economic benefits of adopting agro-innovations. An online map showcasing CO₂ reduction indicators for agro-innovation projects was also launched.

Through the implementation of the project, the innovative agricultural technologies would be replicated in other regions of the country. The project's scope extends beyond its initial phase, as the management and financing of the agricultural portal containing a database of innovative agricultural projects for small, medium, and micro-farms will be sustained and further developed by the grantee. This approach ensures the project's results are not only sustained but also scaled up over time, facilitating the dissemination of successful agro-innovations and encouraging their widespread adoption.

In **Kenya**, the *Baringo County Conservancies Association (BCCA)* implemented a project promoting conservation and sustainable development and strengthening the governance structures in *Baringo County*. Comprising 13 community-owned wildlife conservancies, *BCCA* functions as a regional landscape institution, facilitating collaborative efforts for biodiversity conservation and livelihood enhancement. The conservancies are distributed across three distinct landscapes: the southern highlands, the expansive eastern and northern wooded rangelands, and the interconnected lakes system encompassing *Lake Baringo* and *Lake Bogoria*. *BCCA* operates under the stewardship of 15 elected members, each serving as a representative of conservancies selected equitably from these three diverse landscapes. This balanced representation ensures comprehensive inclusivity in decision-making processes.

Through strategic engagement, *BCCA* has successfully influenced key policy developments in the region. One of the achievements of the project is the passage of the *Baringo County Conservancies Bill*, which has gained approval in the County Parliament and is poised to become law. This bill is instrumental in directing

county funds towards the establishment, governance, and management of community wildlife conservancies. In addition, by gathering input from its extensive membership spanning across 13 conservancies, *BCCA* contributed to the formulation of the *Baringo Climate Change Act of 2022*, which was subsequently enacted by the *Baringo* County Government in 2022. Furthermore, *BCCA's* influence extended to the County Integrated Development Plan (CIDP), a comprehensive blueprint guiding the County's development over a five-year period. Through strategic lobbying and advocacy efforts, *BCCA* ensured the inclusion of community wildlife conservancy-related matters within the CIDP.

In **Colombia**, *Centro de Estudios Medicos Interculturales (Center for Intercultural Medical Studies)* completed a project facilitating a strategic alliance with the *International TICCA (Territories of Life) Consortium* to foster insightful discussions around the correlation between TICCA initiatives and Other Effective Area-based Conservation Measures (OEMC) within the members of the network. The project provided support to the Network's growth, including aiding 10 communities in registering in the ICCA Registry database and the World Database on Protected Areas (WDPA). It promoted individual communities and fostered collaborative dynamics that facilitate mutual growth and learning. A pivotal aspect of the project was consolidating an inclusive database of potential ICCAs in Colombia, thus expanding the reach of the Network's influence. A comprehensive analysis of the implementation of the ICCA initiative was conducted at both national and international levels, contributing to informed decision-making. Communication and knowledge products were conducted, which systematically documented the progress and outcomes of the work plan. These products will be disseminated through various prioritized media channels, ensuring their accessibility to the Network, community organizations, governments, and NGOs. Moreover, this dissemination will raise awareness of the ICCA Initiative across diverse communities, including indigenous, black, peasant organizations, and other interested institutions at the local and regional level. It will contribute to the recognition, support, and strengthening of ICCAs throughout the country.

As a result of the project, a key document "*Reflections of the TICCA Colombia Network*" was produced in November 2022. This document provided valuable insights to the global deliberation of the TICCA Consortium, which was subsequently presented at the *UN Biodiversity Conference (COP 15)* in December 2022. Moreover, this collaborative effort significantly contributed to shaping the formulation of Target 3 within the *Kunming-Montreal Global Biodiversity Framework*.

SUPPORTING GREEN AND BLUE RECOVERY AND RESILIENCE OF LOCAL COMMUNITIES IN RESPONSE TO COVID-19

The SARS-CoV-2 virus (COVID-19) has cast a negative impact on our economies, leading to loss of lives and affecting the way we work and live. As it is no longer defined as a public health emergency of international concern, SGP has pivoted its efforts towards a comprehensive recovery approach, addressing the fundamental sources of vulnerability while enhancing community resilience. It focuses on catalyzing low-carbon energy transition, climate and nature-positive policies, as well as finance and investments, as pathways to an inclusive and resilient recovery from the socio-economic impacts of COVID-19. In line with

the SGP Country Programme Strategy (OP7) and government agendas, this approach is foundational for achieving the Sustainable Development Goals, playing an important role in fostering a more robust future.

During the reporting period, SGP country programmes, local organizations, and communities deployed various strategies, demonstrating remarkable ingenuity and adaptability in addressing the challenges imposed by the pandemic. These include policy adjustments, the use of virtual platforms, and the integration of technologies to mitigate the impacts.

Illustrative Examples

In **Tanzania**, a project led by *Arusha NGO Network* was a proactive response to the challenges posed by the COVID-19 pandemic. The *Ngorongoro Conservation Area (NCA)*, spanning 809,440 hectares, encompasses diverse landscapes. It serves both as a conservation area and home to approximately 70,000 people living within or near its boundaries. A majority of these inhabitants are indigenous and rely heavily on tourism and pastoralism for their livelihoods. Unfortunately, the COVID-19 pandemic dealt a severe blow to tourism, compelling the local population to explore alternative means of survival, including tapping into forest and wildlife resources.

To address these challenges, the project took a participatory approach, involving a wide range of stakeholders, from local communities and community-based organizations (CBOs) to business entities and government officials at both central and local levels. Stakeholder meetings and baseline surveys were conducted to pinpoint the specific needs of various sectors like eco-tourism, natural conservation, community enterprises, and agri-business. The project identified 10 community enterprises that had suffered setbacks due to COVID-19 and focused on enhancing knowledge and skills in business management, particularly in the context of eco-tourism opportunities. Through targeted training and capacity support, these enterprises were empowered to rebound and thrive. 10 business plans were developed, along with two-year detailed budgets for the community business entities, which not only acted as strategies for recovery from the shocks of COVID-19 but also paved the way for sustained economic development within the community. 10 community-owned enterprises were established for alternative income generation and sustainable livelihoods, among which seven were led by women. In addition, the capacity of community conservation committees was strengthened to prevent the illegal exploitation of natural resources. Farming and livestock activities in NCA-adjacent local communities were strengthened, with the aim of relieving pressure off the two forests.

In **Malaysia**, *Sinaran Ria* completed a project in seven villages within the *Penampang Sabah* district, particularly targeting the community learning centers in the villages, strengthening indigenous knowledge practices and community resilience. The project was initiated in response to the challenges posed by the COVID-19 lockdown, which threatened the loss of invaluable indigenous knowledge that had long sustained the *Kadazandusun* communities in the region and had economic repercussions, particularly for kindergarten teachers who were struggling to maintain their income. The project a COVID-19 pandemic response to assist the affected indigenous communities. It also collected and compiled indigenous knowledge and stories related to the sustainable use of forests and natural resources and transformed them into 16 learning materials in the local language. The learning materials were tailored for children

and suitable for use in community learning centers, primary schools, and at home. Furthermore, the project encouraged local families to participate in the *One Million Trees Seedlings Campaign*. 10,577 tree seedlings of 71 species of indigenous trees were produced and sold by *Sinaran Ria* on their online community market, which generated RM 27,380 (USD 5,863). In addition, the project identified products that could be developed into an alternative source of income for three community learning centers and initiated the *Osuau Market*, an online platform promoting community and eco-friendly products, expanding income-generating opportunities for the communities.

In **Mauritius**, a project implemented by *Caritas Ile Maurice* supported seven families and their communities in the southeast of the country to run aquaponic farm systems. Previously relying on sea-based activities for their livelihoods, these families had been severely affected by the *MV Wakashio* oil spill and the COVID-19 pandemic. The project's primary objective was to build the capacity of the affected community members and empower them economically through sustainable aquaponics.

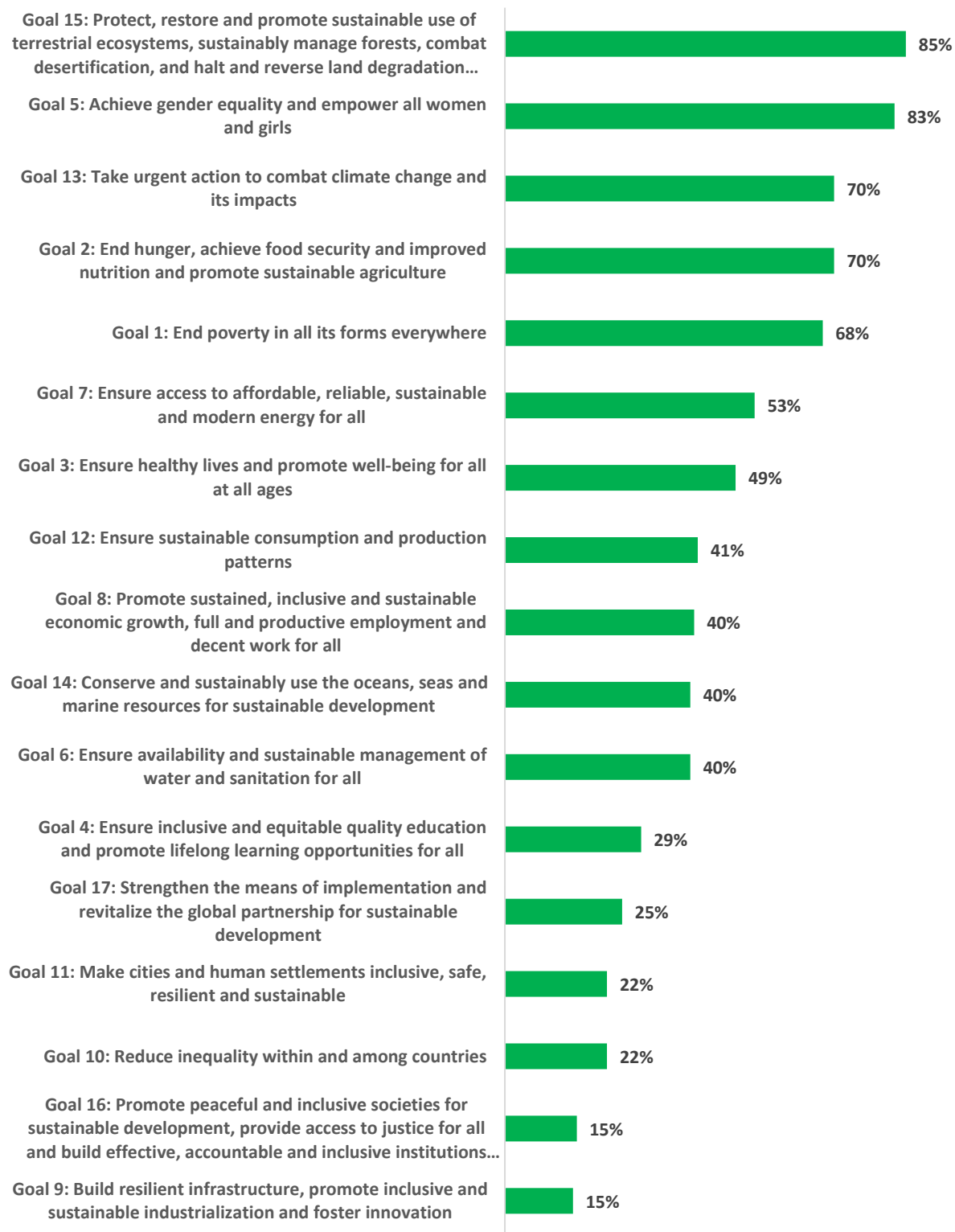
Aquaponic facilities were installed on the roofs and in the backyards of the families. Participants received training in aquaponics, facility maintenance, etc. Proper monitoring was carried out on the facilities throughout the project duration. As a result, the beneficiary families have started producing approximately 25 organic lettuces and other green crops, along with 4 pounds of chemical-free fish per farm, on a weekly basis, ensuring their weekly food requirements. By opening the farms to the community, the project actively promoted food security while serving as a showcase for organic food. The produce was made available to the local community, restaurants, and businesses, contributing to sustainable, organic food consumption in the area. The project is working on establishing a cooperative of the beneficiaries after comprehensive training and mentoring, pooling their resources and expertise to collectively market and sell their products in organic baskets which align with principles of a circular economy and prioritize natural, eco-friendly materials.

In **Afghanistan**, the *Women Education and Afghanistan Rehabilitation Organization* completed a project working on environmental conservation and livelihood improvement for *Nuristani* indigenous communities affected by the COVID-19 pandemic. Over 600 community members, including women, youth, and girls, were direct beneficiaries of the project. One of the key achievements was the establishment of approximately 100 women's kitchen gardens. The women learned to grow vegetables in their kitchen gardens and were provided with toolkits for managing the kitchen gardens. The gardens provided a source of fresh vegetables for the families and offered them an income source by connecting them to local markets where they could sell their produce. Additionally, the project played a crucial role in raising awareness about COVID-19 within the Nuristani indigenous communities. Through educational initiatives, approximately 8,000 locals were educated about the virus and protective measures. As part of the project's response to the pandemic, communities were also provided with essential items like masks, gloves, and hand sanitizers to help protect them from the virus.

CONTRIBUTIONS TO AGENDA 2030 AND SUSTAINABLE DEVELOPMENT GOALS

SGP is closely aligned with and contributes actively to the achievement of the Agenda 2030 and Sustainable Development Goals (SDGs). During the reporting period, grantees were encouraged to design projects that maximized positive synergies between conservation and sustainable use of biodiversity, sustainable land management, mitigation of climate change, and other global environmental benefits, as well as contribute to improved livelihood outcomes and other social development targets. As a result, SGP projects contributed to meeting several SDGs. Noteworthy mentions are -- Goal 15: Protect, restore and promote sustainable use of terrestrial ecosystems, sustainably manage forests, combat desertification, and halt and reverse land degradation and halt biodiversity loss (106 CPs); Goal 5: Achieve gender equality and empower all women and girls (103 CPs); Goal 13: Take urgent action to combat climate change and its impacts (87 CPs); Goal 2: End hunger, achieve food security and improved nutrition and promote sustainable agriculture (87 CPs); and Goal 1: End poverty in all its forms everywhere (84 CPs). A percentage-based breakdown is presented in the graph below.

SGP Contributions to Agenda 2030 and Sustainable Development Goals



** Percentages based on 124 SGP country programmes that reported this year*

MONITORING AND EVALUATION

The SGP continued to deepen and roll its results-managed approach. In addition, the use of digital monitoring tools and approaches ramped up during this period, results management capacities were strengthened across the project, country, and global levels. In particular, progress has been made to place greater emphasis on promoting strategic and results-based investments at the local level, in alignment with GEF-7 Focal Area Strategies and Impact Programs. In this context, the SGP has worked to capacitate country teams to report on the SGP results framework which is now aligned with the GEF results framework; formulating results-based country programme strategies with robust measurement frameworks that reflect country-level priorities and can also be linked to global results and aggregated as such providing an enabling framework for broader adoption, knowledge sharing and lessons learning. During the reporting year, 1,712 projects, representing 70% of the active portfolio, received 1,396 in-person monitoring visits from SGP country programme staff and NSC members.

KNOWLEDGE MANAGEMENT

SGP continued to support the wider adoption of lessons and best practices generated by its portfolio of projects through knowledge management efforts at national and global levels. During the reporting year, at the country level to promote technology transfer and learning between communities and CSOs, SGP country programs carried out 1,169 training sessions, produced 3,339 project case studies, brochures, publications, and videos as well as 221 how-to toolkits and guidelines that describe specific practices. The results of GEF support to poor and vulnerable communities and local CSOs through the SGP were mentioned in the local media (TV, radio, print, digital, and social media) over 2,499 times. Furthermore, SGP community-driven projects were recognized nationally and internationally, winning 35 national and international awards.

FINANCIAL DELIVERY

During the reporting year, as noted in the table below, USD 44,857,186 was delivered by the SGP global programme. In terms of the breakdown in delivery, direct grantmaking to CSOs/CBOs accounted for 65%, programme costs and services (including capacity development activities to CSOs/CBOs, knowledge sharing and communication, and monitoring and evaluation) were 25%, and programme management cost was 10%.

In comparison to the previous year, there has been an overall increase in delivery, with the total amount rising from USD 40,460,503 to USD 44,857,186. Grantmaking to CSOs and CBOs showed a significant increase as well, reaching USD 29,101,125 compared to USD 26,729,426 last year. Despite cost increases and global inflation, there was exhibited control of expenses in the Programme Costs/Services category, resulting in a slight increment from the previous year. Notably, 147 SGP personnel transitioned from UNDP to UNOPS contract modality in July 2023 -- with enhanced benefits and incentives- which is being reflected as increase in programme costs.

GEF SGP Delivery for Global Programme, July 2022–June 2023, USD	
Operational Phase	Expenditure
OP5	482,031
OP6	8,402,042
OP7	35,973,113
Total Expenditure (including UNDP and UNOPS fees)	44,857,186
Expenditure as grant and other costs during reporting period (2022-2023)	
Grantmaking to CSOs and CBOs	29,101,125 (65%)
Programme Costs/Services (capacity development, knowledge management, M&E, etc.)	11,270,342 (25%)
Project Management Cost	4,485,719 (10%)
Total	44,857,186

PARTNERSHIP PLATFORM

The SGP fosters partnerships across a wide spectrum of stakeholders to broaden the scope of the programme and to scale up and replicate successful SGP initiatives. The finance mobilized through these partnerships serves as co-finance to the GEF resources. The synergies created by the collaborations are critical to the wider impact of grant activities. During the reporting period, a number of new partnerships have been established and matured with significant additional resources for which the SGP serves as the delivery platform.

The Global Support Initiative for Indigenous Peoples and Community-Conserved Territories and Areas (**ICCA-GSI**) **Phase 2** was launched in October 2020. Additional funding of USD 17.2 million was issued in December 2022 from the *International Climate Initiative (IKI)* of the German Federal Ministry of the Environment, Nature Conservation, Nuclear Safety and Consumer Protection (BMUV) as part of the BMUV's IKI Corona Response Package. The programme has now expanded to 45 countries with a total of 645 projects being supported. Aligned to the ICCA-GSI Phase 1 objectives of increasing recognition and support to ICCAs and contributing to the Post-2020 Global Biodiversity Framework, ICCA-GSI Phase 2 aims to support indigenous peoples and local communities to cope with and recover from the socioeconomic impacts of the COVID-19 pandemic.

The ICCA-GSI operates globally, nationally, and locally to implement biodiversity targets. This collaborative effort between the SGP and global partners expands support to indigenous peoples (IPs) and local communities (LCs) in areas not covered by GEF funding, effectively reaching underserved regions. It employs innovative methodologies like the Self-Strengthening Process (SSP) and the Resilience and Security Index tool to empower IPs and LCs in assessing and addressing their priorities, challenges, and aspirations within ICCAs. Furthermore, this initiative facilitates the registration of ICCAs in global databases, enhancing their recognition and contributing to the GBF's goals.

In December 2022, the Japan Ministry of Environment, the *Keindanren Nature Conservation Fund*, and other partners announced the launch of the Community Development and Knowledge Management for the *Satoyama Initiative (COMDEKS) Phase 4* with an expected total funding of approximately 7.5 million US dollars across six years. It aims to contribute to the implementation of the post-2020 Global Biodiversity Framework and further promote socio-ecological production landscape and seascape approach for biodiversity conservation and sustainable use. This new phase of COMDEKS will build on the previous phases implemented since 2010 through SGP, which have supported over 400 projects.

The Small Island Developing States Community-Based Adaptation Programme (**SIDS CBA) Phase 3** is currently under implementation, with funds from the Australian Government Department of Foreign Affairs and Trade (DFAT). Building on the global momentum towards locally led adaptation, the main goal of this phase of CBA funding is to further enhance the capacities of local communities across priority landscapes/seascapes by building their social and ecological resilience to climate change and contextualize these initiatives within COVID-19 recovery and resilience efforts. CBA Phase 3 will be implemented in developing countries in the Southeast Asia and Pacific regions with SGP presence in approximately 20 countries. The total funding for CBA Phase 3 will be 10 million Australian Dollars.

SGP's partnership with **SOS-SAHEL** has supported over 30 community-based projects in seven participating countries. With the technical assistance provided by SOS-Sahel, the supported projects have enabled community organizations and CSOs in the Sahel to develop and implement adaptive landscape and seascape management strategies that build social, economic, and ecological resilience, based on local sustainable development benefits. A coordination meeting in October 2022 reviewed the achievements of the partnership and discussed the next steps. Based on the achievements of the first phase of this innovative partnership, SOS-Sahel and SGP agreed to continue this partnership.

The collaboration between the SGP and the **Mountain Partnership** hosted by the FAO began in 2019 with the aim of increasing the resilience of mountain communities through the improvement of local economies and livelihoods by strengthening agriculture food value chains and capacity building. With a focus on mountain countries, the partnership with FAO and *Slow Food International* supported producer communities. Their flagship products were mapped, and the communities received capacity building and enhanced marketing with the *Mountain Partnership Products (MPP)* label and Participatory Guarantee System. To date, SGP and the Mountain Partnership Secretariat (MPS) have been engaged in two phases of collaboration, with Phase 2 currently in the incubation stage.

SGP has expanded its joint initiative with **Microsoft's Project 15**, an effort that includes an open-source software platform designed to accelerate conservation and ecosystem sustainability projects with the latest Internet of Things (IoT) technologies and bringing in cutting-edge digital solutions that enable effective scaling up of initiatives. Initially started with three pilot projects globally with a focus on species conservation as well as sustainable agriculture and fisheries initiatives. Discussion is ongoing to upscale the work with extended partners. The partnership has been expanded to include *Intel* and other partners.

In April 2023, as a collective effort among SGP, UNDP, and other partners, the **Plastic Waste Management & Behavior Change Programme** was launched. The partnership seeks to develop a Plastics and Behavior

Change Practical Guide and resources that apply behavioral sciences to the challenge of plastic waste; increase national and local capacity to design and implement behavior change programs that positively impact plastic and waste management; and establish and support an engaged global network of practitioners. SGP grantees and other stakeholders will be selected from more than 20 countries for the plastics and behavior change workshop in Rwanda. So far, about 20 grantees have been selected from 18 countries.

SGP's partnership with Protecting and Restoring the Ocean's natural Capital, building Resilience and supporting region-wide Investments for sustainable Blue Socio-Economic development (**PROCARIBE+**) was launched in July 2023. The objective of the partnership is to enable and develop sustainable and resilient ocean-based (blue) economies (through Marine Spatial Planning, marine conservation, sustainable fisheries, and addressing land-based sources of pollution); while considering cross-cutting issues such as climate change, gender, and post-COVID-19 recovery.

During the reporting period, SGP's partnership with the **MAVA Foundation** as well as the partnership with **Global Island Partnership (GLISPA)** and the **Micronesia Conservation Trust (MCT)** successfully concluded.

Illustrative Examples

In **Ecuador**, an ICCA-GSI project aimed to address the severe threats to the country's biodiversity caused by deforestation, agricultural expansion, petroleum exploration, and other factors. These threats were negatively impacting indigenous peoples and local communities in the form of land grabs and environmental degradation, while their rights to Free, Prior, and Informed Consent (FPIC) were often violated. The project collaborated with several indigenous communities living in eight ICCAs across the country, covering over 1.1 million hectares and home to more than 162,000 indigenous peoples from 278 communities. The project employed the ICCA-GSI methodology known as the Self-Strengthening Process, which enabled indigenous communities to identify their challenges and priorities. The primary challenge identified was the lack of recognition of their ICCAs by state actors and the private sector, which had adverse effects on their culture, traditional knowledge, and lands. In response, the project partnered with the *Asociación Latinoamericana para el Desarrollo Alternativo (ALDEA)* to create a national ICCA network, expanding the beneficiary population to over 163,000 indigenous peoples from 285 communities.

The project conducted more than 32 workshops focusing on strengthening indigenous organizational capacities, registration processes for global ICCA registries, and strategic communications for advocacy. As a result, the indigenous communities enhanced their governance systems, promoted sustainable livelihood programs using agroecological approaches, and engaged in strategic communication to advocate for their rights and the protection of ancestral territories. Notably, indigenous peoples from five ICCAs voluntarily registered with the global ICCA Registry and/or the World Database on Protected Areas (WDPA), contributing to the global count for protected areas and aligning with the objectives of the Global Biodiversity Framework (GBF).

In **St. Lucia**, the *Laborie Fishers and Consumers Co-operative* implemented a Community-Based Adaptation (CBA) project with the goal of enhancing water security in the Laborie community, particularly

during periods of drought and following natural disasters. The project's innovative approach involved the creation of the Caribbean's first mobile solar-powered desalination unit, designed by local engineer and fisher Karlis Noel. This unit not only converted seawater into safe drinking water but also had a solar dryer to process the brine into salt, resulting in zero waste. The system was highly cost-effective and energy-efficient, producing approximately 3,785 liters of potable water daily. An independent study conducted by the *Caribbean Public Health Agency* confirmed the quality and safety of the water, meeting stringent standards. The success of this project gained recognition from the St. Lucian government and received extensive coverage in the media, both nationally and regionally. The solar desalination unit was promoted as a replicable model to address water scarcity in other coastal communities, with support from the SGP.

In 2018, the SGP office in **Nauru** expressed interest in replicating this innovative system to tackle similar water scarcity and saltwater intrusion issues in their region. Subsequently, a series of knowledge exchanges and capacity-building sessions were conducted between St. Lucia and Nauru. By 2019, a smaller, more efficient desalination unit was constructed in Nauru with a daily production capacity of 2,400 liters of safe drinking water. This unit has since become operational in Nauru, and its success has sparked growing interest from donors, academia, and other development partners, to replicate this technology to assist vulnerable Pacific communities. This South-South collaboration between St. Lucia and Nauru exemplified the broader possibilities of knowledge sharing, capacity building, and skill development among Small Island Developing States (SIDS) and Least Developed Countries (LDCs).

In **Morocco**, *Planet Living Morocco* completed a MAVA Foundation project aimed at enhancing the capacity of various stakeholders involved in the management of *Lake Dayet Aoua* and its biodiversity. The project's overarching goal was to support the *Sebou Water Fund's* efforts in achieving sustainable, integrated, and collaborative management of the *Middle Atlas* wetlands, ultimately restoring and enhancing their ecosystem services and their ecological, scientific, cultural, and socio-economic values. The project focused on collecting and exchanging critical data and information related to the lake and its hydrological basin among local stakeholders and actors through a dedicated digital platform. Furthermore, the project engaged a local engineer to conduct a comprehensive study of the lake and collaborate with project partners and stakeholders to develop restoration plans. A local committee of stakeholders (COLOG) was established in the initial phase of the project. The COLOG represented a diverse range of stakeholders, including the local community, rural municipalities, NGOs, beneficiaries with direct and indirect interests, and other actors responsible for lake enhancement, management, and conservation. Finally, a training workshop on wetland restoration was organized for COLOG members in *Ifrane*, featuring the participation of international experts from the *Royal Society for the Conservation of Nature of Jordan* and the French Research Institute *Tour du Valat*. This initiative was also widely acknowledged regionally as holding the potential to scale up the project's impact by operationalizing the *Sebou Water Fund* as a financing mechanism specifically designed for biodiversity conservation.

Going forward, SGP will continue to support local actions that are inclusive, innovative, and impactful, and with the potential for broader adoption of successful approaches and tools through enhanced policy, programme, and project linkages through strengthened partnerships.

Annex I: Country Level Cumulative Grants and Co-financing

Country	Year started (*)	GEF SGP Funding		Co-financing (**)			
		Number of Projects	GEF Grant Amount Committed	Project level Co-financing in Cash	Project level Co-financing in Kind	Non-GEF Grant Amount Committed	Total Co-financing
AFGHANISTAN	2013	110	\$4,506,625	\$1,694,251	\$4,132,522	\$250,000	\$6,076,773
ALBANIA	1999	301	\$4,841,339	\$1,538,850	\$889,846	\$-	\$2,428,696
ALGERIA	2012	45	\$1,718,250	\$707,293	\$159,147	\$120,843	\$987,283
ANTIGUA AND BARBUDA	2013	61	\$2,406,762	\$647,721	\$2,247,785	\$255,000	\$3,150,506
ARGENTINA	2006	303	\$8,114,596	\$2,626,943	\$8,717,136	\$911,588	\$12,255,666
ARMENIA	2009	110	\$4,714,000	\$5,002,534	\$1,855,563	\$400,000	\$7,258,098
BAHAMAS	2011	76	\$2,373,548	\$1,709,337	\$1,269,570	\$-	\$2,978,907
BANGLADESH	2021	1	\$24,118	\$-	\$-	\$-	\$-
BARBADOS	2012	109	\$3,023,814	\$1,234,268	\$6,037,797	\$138,463	\$7,410,528
BARBADOS Sub-region (until 2012)	1994	112	\$2,294,468	\$1,060,902	\$1,973,001	\$-	\$3,033,903
BELARUS, REPUBLIC OF	2006	181	\$7,046,439	\$8,592,676	\$1,565,611	\$196,686	\$10,354,973
BELIZE	1993	259	\$7,630,171	\$4,333,260	\$6,794,584	\$1,450,474	\$12,578,318
BENIN	2007	97	\$3,249,872	\$3,425,118	\$1,110,190	\$700,000	\$5,235,307
BHUTAN	1999	207	\$5,973,880	\$1,760,671	\$3,338,327	\$413,000	\$5,511,998
BOLIVIA (upgraded in 2011)	1997	448	\$12,662,401	\$3,871,559	\$9,058,143	\$482,640	\$13,412,342
BOTSWANA	1993	212	\$6,513,998	\$8,885,972	\$3,034,813	\$50,000	\$11,970,785
BRAZIL (upgraded in 2011)	1995	425	\$11,947,493	\$7,577,123	\$7,788,532	\$732,846	\$16,098,502
BULGARIA (until 2013)	2006	121	\$3,949,348	\$3,965,018	\$1,541,422	\$-	\$5,506,440
BURKINA FASO	1994	287	\$9,883,325	\$2,040,781	\$4,034,688	\$290,196	\$6,365,665
BURUNDI	2010	80	\$3,379,010	\$814,229	\$2,794,674	\$-	\$3,608,904
CABO VERDE	2010	143	\$4,022,075	\$1,978,487	\$2,859,136	\$562,050	\$5,399,673
CAMBODIA	2005	127	\$4,450,914	\$2,715,404	\$5,270,251	\$4,743,452	\$12,729,107
CAMEROON, REPUBLIC OF	2007	179	\$5,148,817	\$1,645,081	\$3,934,255	\$720,000	\$6,299,336
CENTRAL AFRICAN REPUBLIC	2010	113	\$2,950,905	\$303,880	\$1,312,477	\$250,000	\$1,866,357
CHAD	2007	50	\$1,245,251	\$973,437	\$251,540	\$150,000	\$1,374,978
CHILE (until 2012)	1994	257	\$7,024,145	\$472,138	\$5,312,939	\$52,904	\$5,837,981
COLOMBIA	2015	234	\$5,526,867	\$156,449	\$2,826,380	\$699,092	\$3,681,921
COMOROS	2007	96	\$3,140,427	\$1,202,475	\$1,406,132	\$120,000	\$2,728,607
CONGO BRAZZAVILLE	2017	33	\$1,500,000	\$-	\$1,567,019	\$407,500	\$1,974,519
COOK ISLANDS	2016	16	\$714,100	\$30,420	\$362,944	\$-	\$393,365
COSTA RICA (upgraded in 2011)	1993	687	\$14,450,648	\$8,777,766	\$28,118,377	\$300,649	\$37,196,792

Country	Year started (*)	GEF SGP Funding		Co-financing (**)			
		Number of Projects	GEF Grant Amount Committed	Project level Co-financing in Cash	Project level Co-financing in Kind	Non-GEF Grant Amount Committed	Total Co-financing
COTE d'IVOIRE	1993	396	\$6,885,157	\$3,664,761	\$3,413,004	\$-	\$7,077,765
CUBA	2005	165	\$7,108,996	\$12,015,859	\$1,705,530	\$284,105	\$14,005,494
DEMOCRATIC REPUBLIC OF THE CONGO	2010	282	\$7,950,799	\$1,216,751	\$6,775,728	\$627,760	\$8,620,239
DJIBOUTI	2014	67	\$1,955,318	\$1,220,185	\$1,264,052	\$-	\$2,484,237
DOMINICA	1995	107	\$3,205,625	\$1,412,583	\$2,711,456	\$832,258	\$4,956,298
DOMINICAN REPUBLIC	1994	512	\$12,399,553	\$18,611,108	\$19,320,758	\$257,500	\$38,189,367
ECUADOR (upgraded in 2011)	1993	361	\$11,646,299	\$8,014,572	\$8,523,299	\$1,005,037	\$17,542,908
EGYPT (upgraded in 2016)	1994	356	\$8,787,318	\$5,222,760	\$2,582,406	\$200,000	\$8,005,166
EL SALVADOR	2003	217	\$5,521,361	\$4,729,500	\$3,363,776	\$313,000	\$8,406,276
ERITREA	2009	56	\$2,588,000	\$443,883	\$4,355,590	\$-	\$4,799,474
ESWATINI	2021	2	\$171,758	\$21,357	\$12,943	\$-	\$34,300
ETHIOPIA	2006	243	\$6,823,442	\$1,574,311	\$4,789,632	\$726,250	\$7,090,193
Federated States of MICRONESIA	2013	56	\$1,976,585	\$456,260	\$1,149,436	\$118,500	\$1,724,196
FIJI	2016	42	\$1,102,000	\$121,075	\$474,015	\$266,600	\$861,690
FIJI Sub-region (Fiji, Kiribati, Nauru, Tonga, Tuvalu) (until 2016)	2005	179	\$6,759,197	\$889,006	\$4,524,539	\$1,156,336	\$6,569,881
GABON	2021	17	\$436,000	\$135,633	\$200,542	\$-	\$336,175
GAMBIA	2009	168	\$4,466,993	\$1,395,674	\$1,866,284	\$-	\$3,261,958
GEORGIA, REPUBLIC OF	2013	90	\$2,267,646	\$1,680,046	\$1,449,314	\$215,373	\$3,344,733
GHANA	1993	292	\$7,081,317	\$6,553,893	\$5,892,555	\$677,785	\$13,124,233
GRENADA	2013	51	\$2,511,273	\$531,298	\$1,081,866	\$140,989	\$1,754,153
GUATEMALA	1997	379	\$5,525,625	\$2,712,299	\$5,575,048	\$1,351,581	\$9,638,928
GUINEA	2010	160	\$4,305,587	\$940,486	\$1,770,606	\$300,000	\$3,011,092
GUINEA-BISSAU	2011	101	\$3,494,622	\$642,030	\$941,780	\$755,000	\$2,338,810
GUYANA	2013	37	\$1,291,650	\$430,449	\$1,121,373	\$115,982	\$1,667,804
HAITI	2008	74	\$2,628,518	\$530,107	\$889,206	\$443,899	\$1,863,213
HONDURAS	2002	213	\$6,848,379	\$1,195,318	\$8,362,580	\$877,989	\$10,435,887
INDIA (upgraded in 2011)	1996	397	\$11,203,831	\$14,471,885	\$8,449,420	\$1,477,398	\$24,398,703
INDONESIA (upgraded in 2016)	1993	571	\$11,843,284	\$2,516,534	\$13,767,740	\$1,696,000	\$17,980,274
IRAN (ISLAMIC REPUBLIC OF)	2001	270	\$5,959,525	\$5,120,219	\$23,476,566	\$1,340,000	\$29,936,785
JAMAICA	2005	114	\$5,407,078	\$2,884,233	\$6,340,884	\$972,096	\$10,197,213

Country	Year started (*)	GEF SGP Funding		Co-financing (**)			
		Number of Projects	GEF Grant Amount Committed	Project level Co-financing in Cash	Project level Co-financing in Kind	Non-GEF Grant Amount Committed	Total Co-financing
JORDAN	1993	256	\$7,823,200	\$5,055,692	\$8,748,778	\$715,000	\$14,519,470
KAZAKHSTAN (upgraded in 2016)	1997	353	\$7,654,772	\$5,116,161	\$4,698,943	\$522,890	\$10,337,994
KENYA (upgraded in 2011)	1993	385	\$12,917,431	\$5,471,041	\$5,244,449	\$1,201,894	\$11,917,384
KIRIBATI	2016	26	\$882,861	\$35,369	\$1,028,806	\$-	\$1,064,176
KYRGYZSTAN	2002	290	\$4,570,549	\$2,637,135	\$3,038,156	\$879,289	\$6,554,580
LAO PEOPLE'S DEMOCRATIC REPUBLIC	2009	173	\$5,871,726	\$1,005,272	\$1,018,494	\$694,218	\$2,717,983
LEBANON	2006	104	\$3,969,941	\$2,240,812	\$1,060,288	\$449,428	\$3,750,528
LESOTHO	2008	117	\$3,527,408	\$716,433	\$3,998,232	\$-	\$4,714,665
LIBERIA	2009	141	\$4,300,900	\$159,000	\$2,596,180	\$15,000	\$2,770,180
LITHUANIA, REPUBLIC OF (until 2009)	2001	104	\$2,611,280	\$6,108,566	\$3,884,123	\$-	\$9,992,689
MADAGASCAR	2008	416	\$8,459,695	\$2,492,247	\$3,358,558	\$649,670	\$6,500,475
MALAWI	2009	80	\$2,305,000	\$1,355,243	\$1,141,212	\$280,000	\$2,776,456
MALAYSIA	2001	233	\$9,119,526	\$12,492,742	\$6,302,442	\$686,500	\$19,481,683
MALDIVES	2010	104	\$3,070,548	\$1,588,912	\$1,076,648	\$584,939	\$3,250,498
MALI	1994	436	\$11,750,797	\$9,102,215	\$6,963,426	\$468,111	\$16,533,752
MARSHALL ISLANDS	2014	55	\$2,256,117	\$831,187	\$921,000	\$147,057	\$1,899,244
MAURITANIA	2002	208	\$5,670,308	\$3,225,073	\$2,943,121	\$2,121,666	\$8,289,861
MAURITIUS	1996	181	\$6,380,087	\$8,101,472	\$5,859,857	\$170,000	\$14,131,329
MEXICO (upgraded in 2011)	1994	731	\$18,822,272	\$10,248,629	\$12,314,433	\$791,798	\$23,354,860
MICRONESIA Sub-region (until 2011)	2005	46	\$1,164,675	\$125,269	\$1,795,672	\$550,208	\$2,471,149
MOLDOVA, REPUBLIC OF	2013	72	\$2,559,943	\$2,801,878	\$1,047,891	\$195,417	\$4,045,186
MONGOLIA	2003	472	\$4,745,206	\$1,886,055	\$3,591,662	\$762,972	\$6,240,688
MOROCCO	2000	189	\$6,003,611	\$7,747,049	\$6,323,512	\$1,500,953	\$15,571,514
MOZAMBIQUE	2005	222	\$4,410,519	\$1,932,640	\$1,898,342	\$-	\$3,830,982
NAMIBIA	2003	177	\$4,072,102	\$5,039,853	\$2,523,593	\$2,437,253	\$10,000,699
NAURU	2016	-	\$-	\$-	\$-	\$-	\$-
NEPAL	1998	273	\$9,722,872	\$7,216,215	\$3,231,682	\$254,482	\$10,702,378
NICARAGUA	2004	196	\$4,039,495	\$1,271,873	\$2,328,024	\$-	\$3,599,896
NIGER	2004	187	\$5,987,385	\$2,728,053	\$4,256,407	\$1,461,621	\$8,446,081
NIGERIA	2009	178	\$6,724,997	\$69,500	\$5,780,041	\$466,250	\$6,315,791
NIUE	2016	17	\$400,000	\$7,027	\$285,666	\$-	\$292,693
NORTH MACEDONIA	2006	167	\$3,215,065	\$2,078,195	\$1,181,613	\$-	\$3,259,807

Country	Year started (*)	GEF SGP Funding		Co-financing (**)			
		Number of Projects	GEF Grant Amount Committed	Project level Co-financing in Cash	Project level Co-financing in Kind	Non-GEF Grant Amount Committed	Total Co-financing
PAKISTAN (upgraded in 2011)	1994	302	\$9,373,503	\$9,194,163	\$4,790,708	\$2,052,547	\$16,037,418
PALAU	2014	54	\$2,293,588	\$294,270	\$3,175,954	\$120,000	\$3,590,224
PALESTINIAN AUTHORITY	1999	154	\$5,186,725	\$1,316,318	\$1,923,729	\$402,846	\$3,642,893
PANAMA	2007	262	\$5,846,204	\$1,501,784	\$6,079,730	\$690,000	\$8,271,514
PAPUA NEW GUINEA	1994	254	\$5,527,740	\$1,336,748	\$120,723	\$223,405	\$1,680,875
PARAGUAY	2011	85	\$2,552,025	\$1,131,344	\$3,361,703	\$1,097,990	\$5,591,037
PEOPLE'S REPUBLIC OF CHINA	2010	153	\$7,344,148	\$4,334,993	\$10,324,203	\$1,372,250	\$16,031,445
PERU (upgraded in 2016)	1999	361	\$12,559,489	\$2,282,044	\$7,991,379	\$535,226	\$10,808,650
PHILIPPINES (upgraded in 2011)	1992	316	\$11,265,116	\$4,240,726	\$2,436,046	\$193,752	\$6,870,524
POLAND (until 2009)	1994	383	\$6,753,858	\$19,931,470	\$4,518,701	\$13,423	\$24,463,593
ROMANIA (until 2013)	2005	95	\$3,145,566	\$1,963,567	\$1,335,397	\$-	\$3,298,963
RWANDA	2006	88	\$3,524,141	\$579,757	\$3,062,600	\$49,876	\$3,692,234
SAINT KITTS AND NEVIS	2014	59	\$2,099,371	\$601,611	\$2,059,193	\$206,150	\$2,866,954
SAINT LUCIA	2012	117	\$3,389,320	\$2,871,967	\$3,030,836	\$316,811	\$6,219,614
SAINT VINCENT AND THE GRENADINES	2014	39	\$2,275,013	\$802,546	\$1,611,763	\$135,244	\$2,549,553
SAMOA	2016	76	\$1,542,225	\$606,960	\$3,013,965	\$325,047	\$3,945,972
SAMOA Sub-region (Cook Islands, Niue, Samoa, Tokelau) (until 2016)	2005	217	\$4,180,768	\$1,184,754	\$3,843,632	\$1,124,562	\$6,152,948
SENEGAL	1994	335	\$10,967,581	\$2,978,857	\$5,640,798	\$1,195,855	\$9,815,510
SEYCHELLES	2010	70	\$2,952,658	\$1,308,522	\$1,748,231	\$120,000	\$3,176,753
SIERRA LEONE	2013	168	\$3,843,593	\$766,748	\$2,242,863	\$-	\$3,009,611
SLOVAK REPUBLIC	2010	67	\$1,693,002	\$2,113,123	\$552,783	\$279,998	\$2,945,905
SOLOMON ISLANDS	2009	134	\$2,815,780	\$298,732	\$850,185	\$164,000	\$1,312,918
SOUTH AFRICA	2003	138	\$5,677,022	\$7,393,910	\$2,213,982	\$50,000	\$9,657,891
SRI LANKA (upgraded in 2016)	1994	425	\$9,993,674	\$2,614,702	\$3,801,532	\$1,175,932	\$7,592,166
SURINAME	1997	153	\$4,310,024	\$2,624,824	\$2,368,035	\$320,904	\$5,313,763
SYRIAN ARAB REPUBLIC	2005	45	\$1,712,288	\$578,916	\$982,536	\$-	\$1,561,452

Country	Year started (*)	GEF SGP Funding		Co-financing (**)			
		Number of Projects	GEF Grant Amount Committed	Project level Co-financing in Cash	Project level Co-financing in Kind	Non-GEF Grant Amount Committed	Total Co-financing
TAJKISTAN	2010	118	\$2,357,994	\$1,389,821	\$2,017,962	\$384,231	\$3,792,014
THAILAND (upgraded in 2016)	1994	492	\$8,573,762	\$2,690,489	\$8,604,915	\$107,615	\$11,403,019
TIMOR-LESTE	2013	115	\$2,361,230	\$136,183	\$1,595,685	\$229,500	\$1,961,368
TOGO	2010	144	\$3,923,015	\$418,203	\$1,963,251	\$-	\$2,381,454
TOKELAU	2016	-	\$-	\$-	\$-	\$-	\$-
TONGA	2016	53	\$1,537,003	\$3,140	\$340,240	\$150,000	\$493,380
TRINIDAD AND TOBAGO	1995	143	\$4,386,608	\$1,595,730	\$4,393,378	\$276,990	\$6,266,099
TUNISIA	1993	184	\$5,757,982	\$7,797,682	\$3,370,080	\$921,058	\$12,088,821
TURKEY	1993	348	\$7,174,401	\$6,411,729	\$5,406,613	\$859,260	\$12,677,602
TUVALU	2016	17	\$343,583	\$14,869	\$126,891	\$-	\$141,760
UGANDA	1998	247	\$8,080,164	\$2,566,294	\$4,273,671	\$409,444	\$7,249,409
UKRAINE	2010	187	\$8,525,473	\$4,585,875	\$4,211,564	\$1,286,383	\$10,083,822
UNITED REPUBLIC OF TANZANIA	1997	322	\$10,001,575	\$3,580,534	\$2,469,371	\$2,024,877	\$8,074,781
URUGUAY	2006	161	\$3,497,466	\$145,288	\$4,421,306	\$63,270	\$4,629,864
UZBEKISTAN	2008	119	\$3,093,068	\$4,337,818	\$2,381,454	\$-	\$6,719,272
VANUATU	2008	112	\$3,842,682	\$1,377,878	\$2,640,413	\$584,508	\$4,602,799
VENEZUELA	2010	225	\$6,271,813	\$1,510,634	\$6,858,000	\$-	\$8,368,634
VIET NAM	1999	239	\$6,693,709	\$3,656,715	\$5,585,609	\$1,708,945	\$10,951,269
YEMEN	2006	115	\$3,736,313	\$3,538,587	\$2,857,140	\$-	\$6,395,727
ZAMBIA	2008	77	\$2,707,199	\$970,707	\$781,626	\$566,600	\$2,318,933
ZIMBABWE	1994	205	\$7,718,546	\$2,931,558	\$13,877,637	\$-	\$16,809,195
TOTAL		26,217	\$724,998,637	\$416,498,021	\$539,415,987	\$70,293,936	\$1,026,207,945

SOURCE: Quality Assured Dataset after initial inputs in SGP Database, 2023

These projects above represent all the projects as per SGP database, including projects terminated before completion, under implementation, not active yet, satisfactorily completed, and activities completed with final reports pending.

(*) The criteria for the start year of the country (i.e., grant making started) are the same as applied by the GEF Evaluation Team

Annex II: Portfolio Overview

Table 1: Active SGP Projects as of June 30, 2023

Including Global and Upgraded Countries, in millions USD

<i>Funding Sources</i>	<i>Number of Projects</i>	<i>Grant Amount</i>	<i>Co-financing in Cash</i>	<i>Co-financing in Kind</i>
GEF Funds	2,209	76.01	23.13	58.47
<i>GEF Core Funds</i>	<i>1,240</i>	<i>43.73</i>	<i>16.75</i>	<i>27.30</i>
<i>GEF STAR Funds</i>	<i>944</i>	<i>31.59</i>	<i>6.36</i>	<i>30.66</i>
<i>GEF RAF Funding</i>	<i>25</i>	<i>0.69</i>	<i>0.02</i>	<i>0.51</i>
Non-GEF Funds	234	7.68	2.75	4.56
<i>ICCA-GSI</i>	<i>144</i>	<i>4.79</i>	<i>1.41</i>	<i>2.75</i>
<i>GEF Strategic Priority on Adaptation (SPA), including UNDP-Community Based Adaptation (CBA)</i>	<i>22</i>	<i>0.60</i>	<i>0.00</i>	<i>0.00</i>
<i>AusAid CBA</i>	<i>16</i>	<i>0.41</i>	<i>0.00</i>	<i>0.31</i>
<i>Packard Foundation</i>	<i>16</i>	<i>0.80</i>	<i>0.30</i>	<i>0.33</i>
<i>Other</i>	<i>36</i>	<i>1.07</i>	<i>1.04</i>	<i>1.16</i>
Total	2,443	83.68	25.88	63.02

Table 2: Focal Area Distribution, by Active Projects, Amount, Value and Co-Financing of Active Projects For both GEF Funds and Non-GEF funds, including Global and Upgraded countries, in millions USD

<i>Focal Area</i>	<i>Number of Projects</i>	<i>Grant Amount</i>	<i>Co-financing in Cash</i>	<i>Co-financing in Kind</i>
<i>Biodiversity</i>	<i>980</i>	<i>33.11</i>	<i>9.08</i>	<i>21.46</i>
<i>Capacity Development</i>	<i>129</i>	<i>5.35</i>	<i>2.26</i>	<i>2.39</i>
<i>Chemicals and Waste</i>	<i>172</i>	<i>6.89</i>	<i>3.30</i>	<i>4.84</i>
<i>Climate Change Adaptation</i>	<i>87</i>	<i>3.50</i>	<i>0.37</i>	<i>4.10</i>
<i>Climate Change Mitigation</i>	<i>505</i>	<i>16.43</i>	<i>4.99</i>	<i>13.64</i>
<i>International Waters</i>	<i>84</i>	<i>3.30</i>	<i>1.32</i>	<i>1.71</i>
<i>Land Degradation</i>	<i>486</i>	<i>15.11</i>	<i>4.56</i>	<i>14.89</i>
Total	2,443	83.68	25.88	63.02

Table 3: Regional Distribution of Active SGP Projects

For both GEF Funds and Non-GEF funds, including Global and Upgraded countries, in millions USD

<i>Region</i>	<i>Number of Projects</i>	<i>Grant Amount</i>	<i>Co-financing in Cash</i>	<i>Co-financing in Kind</i>
<i>Arab States</i>	113	3.90	1.59	1.24
<i>Europe and the CIS</i>	156	5.11	2.80	2.57
<i>Latin America and the Caribbean</i>	586	22.09	8.99	25.04
<i>Asia and the Pacific</i>	638	23.32	6.97	15.54
<i>Africa</i>	950	29.26	5.53	18.64
Total	2,443	83.68	25.88	63.02

Table 4: Cumulative SGP Projects by Operational Phase (both Global and UCPs)

Including Global and Upgraded countries (funded by GEF and other funds), in millions USD

<i>Operational Phase</i>	<i>Number of Projects</i>	<i>Grant Amount</i>	<i>Co-financing in Cash</i>	<i>Co-financing in Kind</i>	<i>Co-financing Total</i>
<i>Pilot Phase</i>	602	10.63	5.16	6.66	11.82
<i>OP1</i>	876	15.19	10.66	7.99	18.65
<i>OP2</i>	4,488	96.07	69.62	83.77	153.39
<i>OP3</i>	3,205	78.18	62.25	54.58	116.83
<i>OP4</i>	4,627	129.26	79.78	76.79	156.57
<i>OP5</i>	7,365	234.58	105.53	157.44	262.97
<i>OP6</i>	4,678	144.57	56.15	89.57	145.72
<i>OP7</i>	2,834	86.81	27.35	62.62	89.97
Total	28,675	795.29	416.50	539.42	955.91

Table 5: Cumulative SGP Global Countries Projects by Operational Phase (Global only)

For both GEF Funds and Non-GEF funds, Global Countries only, in millions USD

<i>Operational Phase</i>	<i>Number of Projects</i>	<i>Grant Amount</i>	<i>Co-financing in Cash</i>	<i>Co-financing in Kind</i>	<i>Co-financing Total</i>
<i>Pilot Phase</i>	602	10.63	5.16	6.66	11.82
<i>OP1</i>	876	15.19	10.66	7.99	18.65
<i>OP2</i>	4,488	96.07	69.62	83.77	153.39
<i>OP3</i>	3,205	78.18	62.25	54.58	116.83
<i>OP4</i>	4,627	129.26	79.78	76.79	156.57
<i>OP5</i>	6,605	206.44	91.85	136.30	228.16
<i>OP6</i>	3,927	120.56	47.50	72.67	120.18
<i>OP7</i>	2,560	76.67	24.99	48.34	73.33
Total	26,890	733.01	391.80	487.11	878.91

Table 6: New SGP Projects Approved, July 2022 to June 2023

For both GEF Funds & Non-GEF funds, including Global and Upgraded Countries, in millions USD

<i>Funding Sources</i>	<i>Number of Projects</i>	<i>Grant Amount</i>	<i>Co-financing in Cash</i>	<i>Co-financing in Kind</i>	<i>Co-financing Total</i>
<i>GEF Core Funds</i>	486	16.38	6.25	9.58	15.83
<i>GEF STAR Funds</i>	693	21.85	3.99	14.69	18.68
Total (GEF Funds)	1,179	38.22	10.24	24.27	34.51
Total (Non-GEF funds)	49	1.77	0.16	0.77	0.93
Total (All Funds)	1,228	39.99	10.40	25.03	35.43

Table 7: SGP Funding Status to date, Global Programme (OP5 – OP8)

7a. GEF Funding for SGP in OP8, Global Country Programmes

<i>Project</i>	<i>Date of Approval</i>		<i>Amount (USD) (excluding Agency Fees)</i>
<i>Global (Part I)</i>	<i>PIF Approval by Council</i>	<i>29-Jun-23</i>	<i>126,186,603</i>
	<i>CEO Endorsement</i>	<i>Pending</i>	
Total Amount			126,186,603

7b. GEF Funding for SGP in OP7, Global Country Programmes

<i>Project</i>	<i>Date of Approval</i>		<i>Amount (USD) (excluding Agency Fees)</i>
<i>Global Core (Part I)</i>	<i>PIF Approval by Council</i>	<i>18-Dec-18</i>	
	<i>CEO Endorsement</i>	<i>20-May-20</i>	<i>61,538,462</i>
<i>Global Core (Part II)</i>	<i>PIF Approval by Council</i>	<i>2-Jun-20</i>	
	<i>CEO Endorsement</i>	<i>17-Feb-22</i>	<i>61,538,462</i>
<i>STAR (Part III)</i>	<i>PIF Approval by Council</i>	<i>11-Dec-20</i>	
	<i>CEO Endorsement</i>	<i>9-Jun-22</i>	<i>43,937,623</i>
Total Amount			167,014,547

7c. GEF Funding for SGP in OP6, Global Country Programmes

<i>Project</i>	<i>Date of Approval</i>		<i>Amount (USD) (excluding Agency Fees)</i>
<i>Global Core (Part I)</i>	<i>PIF Approval by Council</i>	<i>30-Oct-14</i>	
	<i>CEO Endorsement</i>	<i>09-Jul-15</i>	<i>67,307,692</i>
<i>Global Core (Part II)</i>	<i>PIF Approval by Council</i>	<i>27-Oct-16</i>	
	<i>CEO Endorsement</i>	<i>05-Sep-17</i>	<i>67,307,692</i>
<i>STAR (Part III)</i>	<i>PIF Approval by Council</i>	<i>25-May-17</i>	
	<i>CEO Endorsement</i>	<i>12-Dec-17</i>	<i>17,337,500</i>
<i>STAR (Part IV)</i>	<i>PIF Approval by Council</i>	<i>30-Nov-17</i>	
	<i>CEO Endorsement</i>	<i>24-Apr-18</i>	<i>19,167,177</i>
Total Amount			171,120,061

7d. GEF Funding for SGP in OP5, Global Country Programmes

Project	Date of Approval		Amount (USD) (excluding Agency Fees)
Global Core	<i>PIF Approval by Council</i>	<i>18-Nov-10</i>	
	<i>CEO Endorsement</i>	<i>25-Apr-11</i>	<i>134,615,385</i>
STAR I	<i>PIF Approval by Council</i>	<i>9-Nov-11</i>	
	<i>CEO Endorsement</i>	<i>20-Apr-12</i>	<i>40,828,365</i>
STAR II	<i>PIF Approval by Council</i>	<i>12-Apr-13</i>	
	<i>CEO Endorsement</i>	<i>19-Sep-13</i>	<i>72,851,267</i>
STAR III	<i>PIF Approval by Council</i>	<i>01-May-14</i>	
	<i>CEO Endorsement</i>	<i>20-Nov-14</i>	<i>6,965,151</i>
Total Amount			255,260,168

Table 8: SGP Funding Status to date, Upgraded Country Programmes

8a. GEF Funding for SGP Upgraded Country Programmes in OP7

Upgraded Country Programme	CEO Endorsement/Approval	PIF Approval	Project Budget (USD) Exclusive of Agency Fees
<i>Bolivia</i>	<i>22-Jul-2021</i>	<i>26-May-2021</i>	<i>1,959,132</i>
<i>Brazil</i>	<i>26-Apr-2021</i>	<i>11-Jun-2019</i>	<i>4,481,210</i>
<i>Costa Rica</i>	<i>6-May-2020</i>	<i>11-Jun-2019</i>	<i>2,081,945</i>
<i>Ecuador</i>	<i>12-Jul-2019</i>	<i>9-Apr-2019</i>	<i>1,826,484</i>
<i>Egypt</i>	<i>1-Dec-2021</i>	<i>19-Dec-2019</i>	<i>2,096,119</i>
<i>India</i>	<i>28-May-2021</i>	<i>11-Jun-2019</i>	<i>4,474,886</i>
<i>Indonesia</i>	<i>2-Jun-2022</i>	<i>3-Jun-2020</i>	<i>3,561,644</i>
<i>Kazakhstan</i>	<i>7-Jan-2022</i>	<i>13-May-2021</i>	<i>1,826,484</i>
<i>Kenya</i>	<i>2-Dec-2021</i>	<i>19-Dec-2019</i>	<i>2,655,726</i>
<i>Malaysia</i>	<i>2-Dec-2021</i>	<i>19-Dec-2019</i>	<i>2,500,000</i>
<i>Mexico</i>	<i>11-Nov-2021</i>	<i>3-Jun-2020</i>	<i>4,481,210</i>
<i>Peru</i>	<i>3-Jun-2021</i>	<i>18-Jun-2020</i>	<i>1,959,132</i>
<i>Philippines</i>	<i>7-Jun-2021</i>	<i>11-Jun-2019</i>	<i>4,436,210</i>
<i>Sri Lanka</i>	<i>14-Sep-2021</i>	<i>28-Aug-2020</i>	<i>1,822,146</i>
Total Amount			40,162,328

8b. GEF Funding for SGP Upgraded Country Programmes in OP6

<i>Upgraded Country Programme</i>	<i>CEO Endorsement/Approval</i>	<i>PIF Approval</i>	<i>Project Budget (USD) Exclusive of Agency Fees</i>
<i>Bolivia</i>	<i>31-Jan-2017</i>	<i>11-Mar-2016</i>	<i>3,634,703</i>
<i>Costa Rica</i>	<i>14-Mar-2016</i>	<i>28-Apr-2015</i>	<i>2,323,125</i>
<i>Ecuador</i>	<i>14-June-2016</i>	<i>MSP</i>	<i>1,826,484</i>
<i>Egypt</i>	<i>12-Dec-2016</i>	<i>28-Apr-2015</i>	<i>2,843,241</i>
<i>Indonesia</i>	<i>25-Jan-2017</i>	<i>28-Apr-2015</i>	<i>3,561,644</i>
<i>Kazakhstan</i>	<i>2-Jun-2017</i>	<i>4-May-2016</i>	<i>2,649,726</i>
<i>Kenya</i>	<i>19-Jul-2017</i>	<i>4-May-2016</i>	<i>3,561,644</i>
<i>Mexico</i>	<i>6-Nov-2017</i>	<i>11-Mar-2016</i>	<i>4,429,223</i>
<i>Pakistan</i>	<i>14-Feb-2017</i>	<i>11-Mar-2016</i>	<i>2,656,726</i>
<i>Peru</i>	<i>29-Nov-2016</i>	<i>28-Apr-2015</i>	<i>3,196,672</i>
<i>Sri Lanka</i>	<i>18-Nov-2016</i>	<i>28-Apr-2015</i>	<i>2,497,078</i>
<i>Thailand</i>	<i>3-Apr-2019</i>	<i>30-Oct-2017</i>	<i>2,381,620</i>
Total Amount			35,561,886

8c. GEF Funding for SGP Upgraded Country Programmes in OP5

<i>Upgraded Country Programme</i>	<i>CEO Endorsement/Approval</i>	<i>Project Budget (USD) - Exclusive of Agency Fees</i>
<i>Bolivia</i>	<i>10-Jul-2012</i>	<i>4,166,667</i>
<i>Brazil</i>	<i>5-Dec-2012</i>	<i>5,000,000</i>
<i>Costa Rica</i>	<i>24-Nov-2011</i>	<i>4,398,148</i>
<i>Ecuador</i>	<i>24-Nov-2011</i>	<i>4,398,145</i>
<i>India</i>	<i>27-Jan-2012</i>	<i>5,000,000</i>
<i>Kenya</i>	<i>28-Dec-2011</i>	<i>5,000,000</i>
<i>Mexico</i>	<i>2-Feb-2012</i>	<i>4,662,755</i>
<i>Pakistan</i>	<i>30-Nov-2011</i>	<i>2,777,778</i>
<i>Philippines</i>	<i>11-Dec-2012</i>	<i>4,583,333</i>
Total Amount		39,986,826

Annex III: Status on Eligible Countries under GEF-7

	Names of new eligible countries	Letter of interest received in GEF-7 (yes/no)*	Status update
1	Angola	Yes	Appraisal mission was completed in November 2019 in conjunction with the GEF Extended Constituency Workshop (ECW). For GEF-8, kindly note a letter of endorsement was received, it will now be subject to several considerations under SGP 2.0 roll out with two new agencies.
2	Azerbaijan	Yes	Discussion was held to conduct an appraisal mission, which was delayed due to COVID-19. Going forward, in discussion with SGP Steering Committee, a decision can be considered if UNDP implemented SGP is to consider further appraisal activities here under SGP 2.0 considerations.
3	Bangladesh	Yes	National Coordinator recruited and country program officially launched in June 2021; Country Programme Strategy (CPS) has been developed and is being finalized. For GEF-8, the programme is included as part of PIF part 1 countries.
4	Bosnia and Herzegovina	Yes	CPMT is following up with UNDP Country Office and GEF OFP on the next steps. Going forward, in discussion with SGP Steering Committee, a decision can be considered if UNDP implemented SGP is to consider further appraisal activities here under SGP 2.0 considerations.
5	Equatorial Guinea	Yes	Appraisal mission was conducted in April 2022. For GEF-8, kindly note a letter of endorsement was received, it will now be subject to several considerations under SGP 2.0 roll out with two new agencies.
6	Eswatini	Yes	Country Programme launched in April 2020. Fully functional SGP country programme with CPS approved; National Steering Committee is operational; and grants are under implementation.
7	Gabon	Yes	National Coordinator recruited and country program officially launched in June 2021. For GEF-8, the programme is included as part of PIF part 1 countries.
8	Iraq	No	Information being shared. Going forward, in discussion with SGP Steering Committee, a decision can be considered if UNDP implemented SGP is to consider further appraisal activities here under SGP 2.0 considerations.
9	Korea DPR	No	Information being shared. Going forward, in discussion with SGP Steering Committee, a decision can be considered if UNDP implemented SGP is to consider further appraisal activities here under SGP 2.0 considerations.
10	Kosovo	No	Information being shared. Going forward, in discussion with SGP Steering Committee, a decision can be considered if UNDP

	Names of new eligible countries	Letter of interest received in GEF-7 (yes/no)*	Status update
			implemented SGP is to consider further appraisal activities here under SGP 2.0 considerations.
11	Libya	No	Information being shared. Going forward, in discussion with SGP Steering Committee, a decision can be considered if UNDP implemented SGP is to consider further appraisal activities here under SGP 2.0 considerations.
12	Montenegro	No	Information shared during the GEF-7 ECW. For GEF-8, kindly note a letter of interest was received, it will now be subject to several considerations under SGP 2.0 roll out with two new agencies.
13	Myanmar	Yes	Virtual stakeholders planning meeting was held in August 2020. Appraisal mission planned however deferred due to COVID-19 pandemic and country condition.
14	Nicaragua	No	Information being shared. . Going forward, in discussion with SGP Steering Committee, a decision can be considered if UNDP implemented SGP is to consider further appraisal activities here under SGP 2.0 considerations.
15	Russia	No	Information being shared. Going forward, in discussion with SGP Steering Committee, a decision can be considered if UNDP implemented SGP is to consider further appraisal activities here under SGP 2.0 considerations.
16	Sao Tome and Principe	Yes	Appraisal mission planned in 2021, however deferred due to COVID-19 while communication is ongoing with GEF OFP with support from UNDP CO. For GEF-8, kindly note a letter of endorsement was received, it will now be subject to several considerations under SGP 2.0 roll out with two new agencies.
17	Serbia	No	Government expressed strong interest and UNDP Country Office is following up on the Letter of Interest. Going forward, in discussion with SGP Steering Committee, a decision can be considered if UNDP implemented SGP is to consider further appraisal activities here under SGP 2.0 considerations.
18	Somalia	Yes	Appraisal mission possibly in the later half of 2023 or next year, subject to safety and travel restrictions. Going forward, in discussion with SGP Steering Committee, a decision can be considered if UNDP implemented SGP is to consider further appraisal activities here under SGP 2.0 considerations.
19	South Sudan	No	Information being shared. Going forward, in discussion with SGP Steering Committee, a decision can be considered if UNDP implemented SGP is to consider further appraisal activities here under SGP 2.0 considerations.
20	Sudan	Yes	Appraisal mission planned subject to security issues and travel restrictions. Going forward, in discussion with SGP Steering Committee, a decision can be considered if UNDP implemented

	Names of new eligible countries	Letter of interest received in GEF-7 (yes/no)*	Status update
			SGP is to consider further appraisal activities here under SGP 2.0 considerations.
21	Syria	No	Information being shared. Going forward, in discussion with SGP Steering Committee, a decision can be considered if UNDP implemented SGP is to consider further appraisal activities here under SGP 2.0 considerations.
22	Turkmenistan	No	Information being shared. Going forward, in discussion with SGP Steering Committee, a decision can be considered if UNDP implemented SGP is to consider further appraisal activities here under SGP 2.0 considerations.

** Status of eligible countries under GEF-7, reflects reporting in line with the GEF council paper on GEF-7 SGP implementation arrangements and associated information paper (GEF/c.55/inf.05). Going forward, key considerations on SGP 2.0, towards scale and deeper impact with two new agencies will also be factored in. Overall, the start-up of additional new country programmes will be further reviewed in consultation with the SGP steering committee considering the GEF-8 SGP strategy.*

Annex IV: SGP Response to COVID-19

KEY FINDINGS

1. The number of projects experiencing suspension or postponement due to the impact of COVID-19 has declined. The distribution across countries is as follows:

- No projects delayed (84%)
- Up to 10 projects delayed (14%)
- More than 10 projects delayed (2%)

2. While COVID-19 is no longer defined as a public health emergency of international concern, SGP country teams remain actively engaged in responsive actions to mitigate the lasting impact of the pandemic, including:

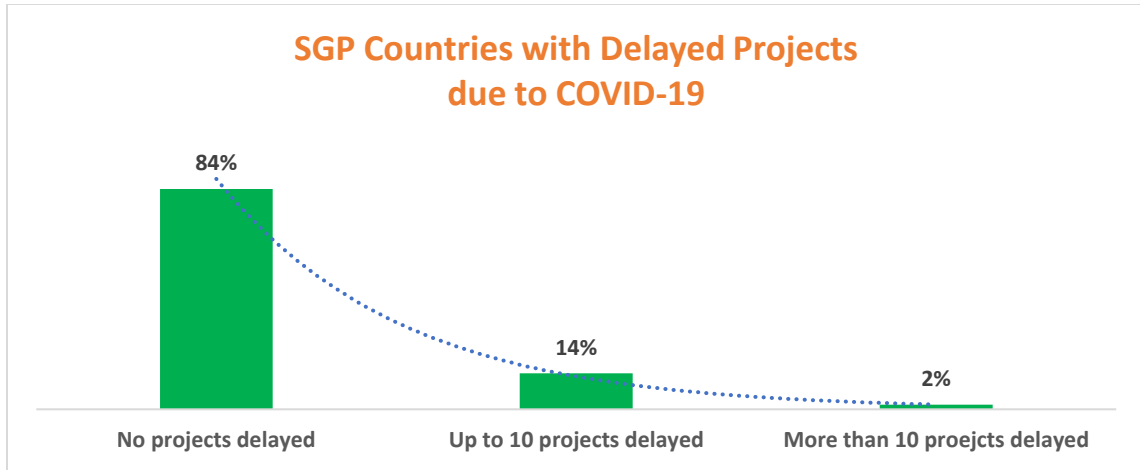
- Employed virtual tools for remote activities such as monitoring, consultations, and training (18%)
- Modified project activities, plans, and budgets (14%)
- Provided financial, technical, and operational support/guidance to grantees and communities (7%)
- Fostered partnerships with national/local organizations and governments for COVID responses and project evaluations (5%)

3. SGP projects contributed to COVID response and broader green recovery efforts in the following aspects:

- Social inclusion (12%)
- Awareness raising and capacity development (10%)
- Food security and agricultural practices (7%)
- Biodiversity restoration (6%)
- Hygiene and health (6%)

SPECIFIC FINDINGS

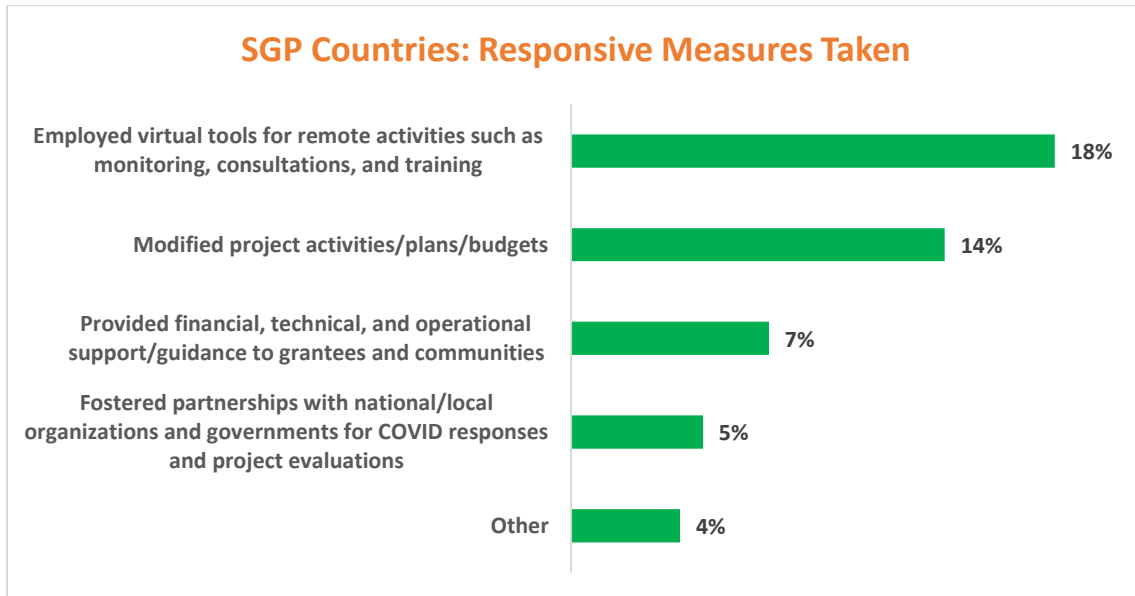
1. Number of projects that could not be completed due to COVID-19 (indicating only those projects that were scheduled for completion during the reporting year).



OTHER COMMENTS OF INTEREST:

- The number of projects suspended or delayed due to the COVID-19 has decreased, and so has the number of country programmes impacted. Among the country programmes that responded, 16% reported a total of 99 projects experiencing suspension or postponement due to the pandemic.
- Two country programmes, Madagascar and Malaysia, each reported more than 10 projects delayed due to COVID-19.

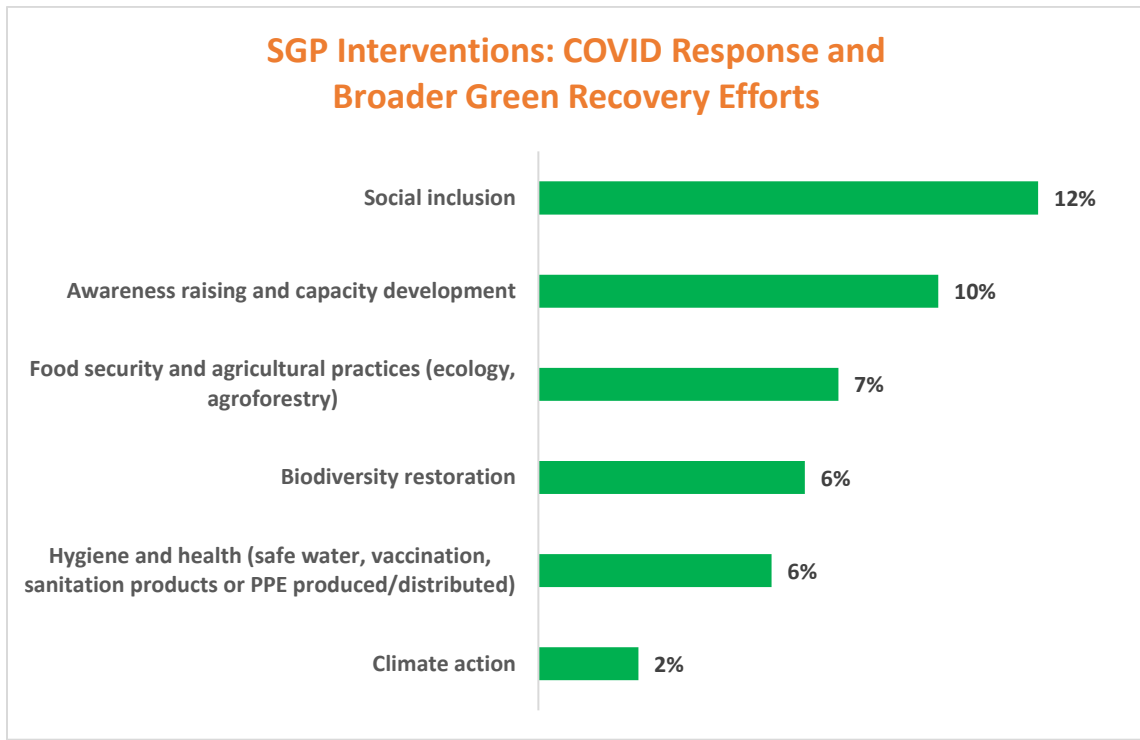
2. Measures the country team has taken to support projects, grantees, overall country response, and recovery from the pandemic.



OTHER COMMENTS OF INTEREST:

- A number of country programmes have reported that COVID-19 is no longer a threat in their countries and consequently, have resumed pre-pandemic operations.
- The measure taken by most country programmes was the use of virtual tools and technologies for remote project monitoring, consultations with grantees, training, etc.
- In addition, SGP countries demonstrated adaptability in the face of the pandemic by modifying project activities to enhance communities' resilience, extending MoA, and reallocating project funds.
- Other notable efforts include providing financial, technical, and operational support to grantees and communities; and fostering partnerships with national/local organizations and governments for COVID responses and project evaluation.

3. Project areas that assisted with COVID efforts and broader green recovery efforts.



OTHER COMMENTS OF INTEREST:

- Most projects worked on multiple aspects.
- To mitigate the impact of the pandemic, SGP projects targeted marginalized groups including women, indigenous peoples, youth, and persons with disabilities.
- Additionally, SGP projects focused on awareness raising and capacity development, helping communities to recover and “build forward better”.
- Other notable efforts include food security and agricultural practices (such as agroforestry), as well as hygiene and health, including encouraging the production of biodiversity-friendly and nature-based products, assuring clean and reliable water access, distributing personal protective equipment (PPE), etc.