



SGP The GEF
Small Grants
Programme



SMALL GRANTS PROGRAMME RESULTS REPORT (FY 2017-2023)

BHUTAN



COUNTRY REPORT CARD

FY 2017-2023

PORTFOLIO PROFILE SINCE INCEPTION			
Country Programme Name	Bhutan		
Year Started	1999		
	GEF	Non-GEF	Total
Number of projects	207	11	218
Grant amount committed	5,973,880	413,000	6,386,880
Project level co-financing in cash	1,760,671	-	1,760,671
Project level co-financing in kind	3,010,460	327,867	3,338,327
Total co-financing *	5,511,998		
Source: SGP database as of 2023			
* Total co-financing = Total project level co-financing (in cash and in kind) + Non-GEF grant amount committed			

	July 2016 - June 2017	July 2017 - June 2018	July 2018 - June 2019	July 2019 - June 2020	July 2020 - June 2021	July 2021 - June 2022	Total Value 2016 - 2023
Focal Area Distribution (by completed projects)							
Biodiversity	2	1	3	3	2	9	20
Climate Change	-	-	1	4	3	1	9
Land Degradation	-	-	1	3	1	1	6
Sustainable Forest Management	-	1	-	1	-	-	2
Capacity Development	-	1	-	1	-	-	2
International Waters	1	-	-	-	-	1	2
Chemicals and Waste	-	1	-	-	-	-	1
Total Projects Completed	3	4	5	12	6	12	42

Source: Reporting by Country Programme as part of Annual Monitoring Process (2016-2023)

	July 2016 - June 2017	July 2017 - June 2018	July 2018 - June 2019	July 2019 - June 2020	July 2020 - June 2021	July 2021 - June 2022	July 2022 - June 2023	Total Value 2016 - 2023 **
** Kindly note the total values 2016-2023 have undergone comprehensive quality assurance that supports aggregation of results over time. This includes removal of duplicative data over time and/or inclusion of more results based on verification by SGP country teams.								
PROGRESS TOWARDS FOCAL AREA OBJECTIVES								
Biodiversity								
Number of biodiversity projects completed	2	1	3	3	2	9	-	20
Number of Protected Areas (PAs) positively influenced	-	-	-	1	2	3	-	6
Hectares of PAs	-	-	-	123	-	46,313	-	46,436
Number of biodiversity-based products sustainably produced	1	1	30	6	2	4	8	52
Number of significant species conserved	2	-	-	2	9	5	-	18
Number of target landscapes/seascapes under improved community conservation and sustainable use	2	-	-	3	1	-	-	6
Hectares of target landscapes/seascapes under improved community conservation and sustainable use	1,436	-	-	1,438	20	-	-	2,894
Climate Change								
Number of climate change projects completed	-	-	1	4	3	1	-	9
Did the country programme address community-level barriers to deployment of low-GHG technologies? (yes/no)	-	-	-	-	Yes	-	Yes	2
Hectares of forests and non-forest lands with restoration and enhancement of carbon stocks initiated through completed projects	-	-	108	278	110	-	15	511

	July 2016 - June 2017	July 2017 - June 2018	July 2018 - June 2019	July 2019 - June 2020	July 2020 - June 2021	July 2021 - June 2022	July 2022 - June 2023	Total Value 2016 - 2023 **
Number of typologies of community-oriented, locally adapted energy access solutions with successful demonstrations or scaling up and replication	-	-	-	1	2	-	5	8
Number of households achieving energy access co-benefits (ecosystem effects, income, health and others)	-	-	-	-	70	-	140	210
Breakdown of projects								
Low carbon technology and renewable energy projects	-	-	-	1	2	-	1	4
Energy efficiency solutions projects	-	-	-	2	-	-	1	3
Conservation and enhancement of carbon stocks projects	-	-	1	1	1	-	1	4
Land Degradation								
Number of land degradation projects completed	-	-	1	3	1	1	-	6
Number of community members with improved actions and practices that reduce negative impacts on land uses	-	-	56	2,606	-	50	476	3,188
Number of community members demonstrating sustainable land and forest management practices	-	-	56	2,606	350	50	595	3,657
Hectares of land brought under improved management practices	-	-	93	43	111	1	171	419
Number of farmer leaders involved in successful demonstrations of agro-ecological practices	-	-	9	41	5	3	23	81
Number of farmer organizations, groups or networks disseminating climate-smart agroecological practices	-	-	4	6	2	3	6	21

	July 2016 - June 2017	July 2017 - June 2018	July 2018 - June 2019	July 2019 - June 2020	July 2020 - June 2021	July 2021 - June 2022	July 2022 - June 2023	Total Value 2016 - 2023 **
Sustainable Forest Management								
Number of sustainable forest management projects completed	-	1	-	1	-	-	-	2
Hectares restored through improved forest management practices	-	432	-	6	-	-	-	438
International Waters								
Number of international waters projects completed	1	-	-	-	-	1	-	2
Number of seascapes/inland freshwater landscapes	1	-	-	-	-	-	-	1
Land based pollution reduced (tons)	-	-	-	-	-	-	2	2
Hectares of seascapes covered under improved community conservation and sustainable use management systems	37	-	-	-	-	-	-	37
Chemicals and Waste								
Number of chemicals and waste projects completed	-	1	-	-	-	-	-	1
Community-Based Tools/Approaches Deployed as Part of the Portfolio								
Solid waste management (reduce, reuse, and recycle)	Yes	-	-	-	-	-	-	1
Awareness raising and capacity development	-	Yes	-	-	-	-	-	1
Capacity Development								
Number of capacity development projects completed	-	1	-	1	-	-	-	2
Number of civil society organizations with strengthened capacities	-	1	-	-	-	-	-	1
Number of community-based organizations with strengthened capacities	-	5	-	-	-	-	-	5

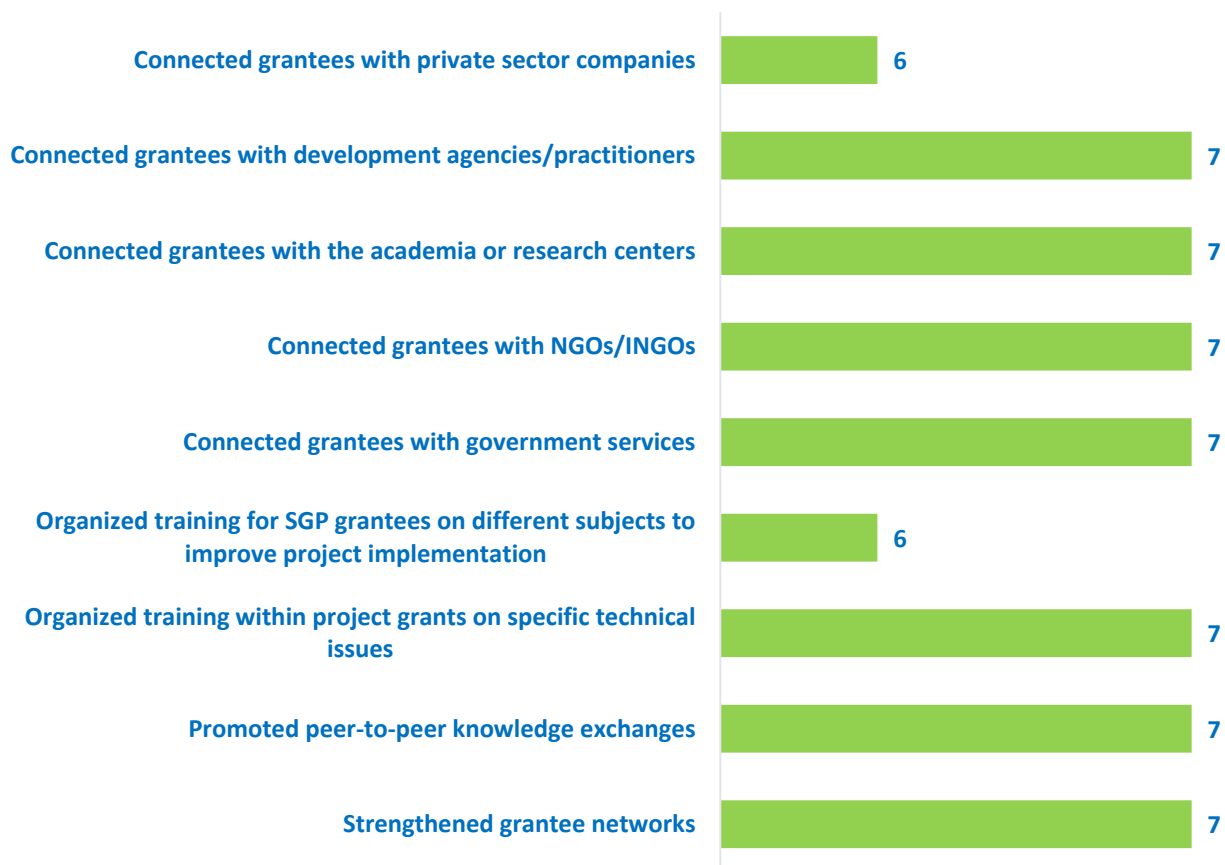
	July 2016 - June 2017	July 2017 - June 2018	July 2018 - June 2019	July 2019 - June 2020	July 2020 - June 2021	July 2021 - June 2022	July 2022 - June 2023	Total Value 2016 - 2023 **
Number of people with improved capacities to address global environmental issues at the community level	-	27	-	-	-	-	-	27
GRANTMAKER PLUS								
CSO-Government Dialogue								
Number of CSO-government dialogues supported	-	-	-	-	-	14	-	14
Number of CSO/CBO representatives involved in the dialogues	-	-	-	-	-	244	-	244
South-South Exchange								
Number of South-South exchanges supported	8	1	3	3	-	9	3	27
Gender								
Number of gender responsive completed projects	3	4	5	11	6	12	-	41
Number of completed projects led by women	1	3	2	3	2	3	-	14
Programme Management: NSC gender focal point (yes/no)	-	-	Yes	Yes	Yes	Yes	Yes	5
Youth								
Number of completed projects that included youth	3	4	1	4	6	12	-	30
Number of youth organizations	-	-	-	-	1	8	6	15
Programme Management: NSC youth focal point (yes/no)	Yes	Yes	-	Yes	Yes	Yes	Yes	6
Persons with Disability								
Number of disabled persons organizations	-	-	1	-	-	2	3	6
BROADER ADOPTION (Scaling up, Replication, Policy Influence, Improving Livelihoods)								
Projects replicated or scaled up	-	-	1	1	5	1	3	11

	July 2016 - June 2017	July 2017 - June 2018	July 2018 - June 2019	July 2019 - June 2020	July 2020 - June 2021	July 2021 - June 2022	July 2022 - June 2023	Total Value 2016 - 2023 **
Projects with policy influence	1	-	-	1	1	-	-	3
Projects improving livelihoods of communities	1	2	5	11	6	10	-	35
PROGRAMME EFFECTIVENESS								
Peer-to-peer exchanges conducted	6	-	-	3	-	6	-	15
Community-level trainings conducted	3	33	40	14	5	4	14	113
Number of projects monitored through field visits	11	11	11	17	11	33	30	124
PROGRAMME MANAGEMENT								
National Steering Committee								
Number of NSC meetings occurred during the reporting period	1	3	2	3	5	2	2	18
Average number of NSC members that participated in each NSC meeting	7	7	5	7	8	8	6	7

GRAPHICAL REPRESENTATION OF KEY RESULTS

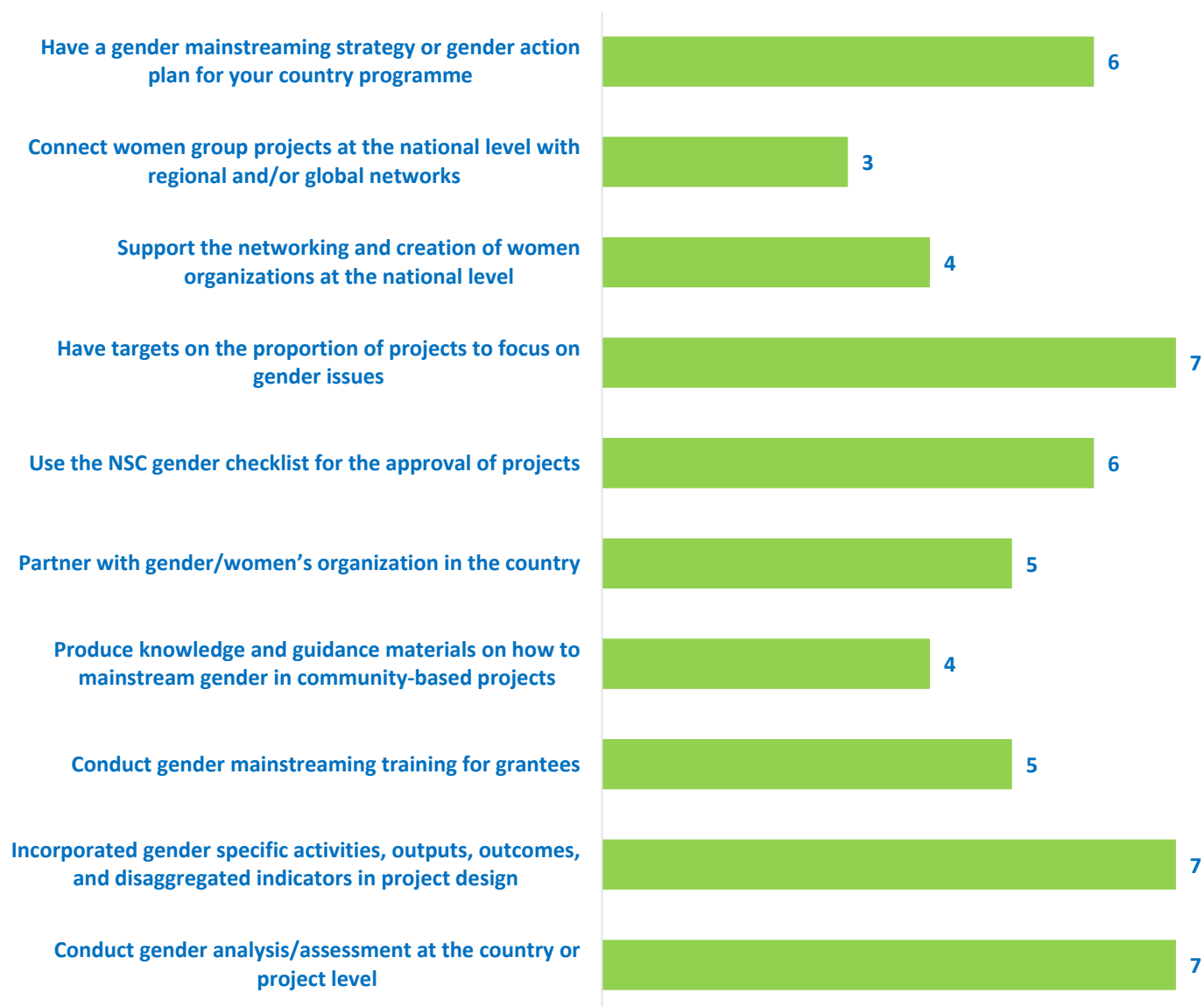
Interpreting the Green Bars in Graphs: The presence of green bars indicates the number of years that the country programme has achieved specific results. If a green bar is absent, it signifies that while the associated result is not observed in the country programme, it is still evident in the overall aggregated SGP portfolio.

Number of Years Country Programme Deployed Capacity Development Strategies (Over 7-year reporting period from 2017-2023)



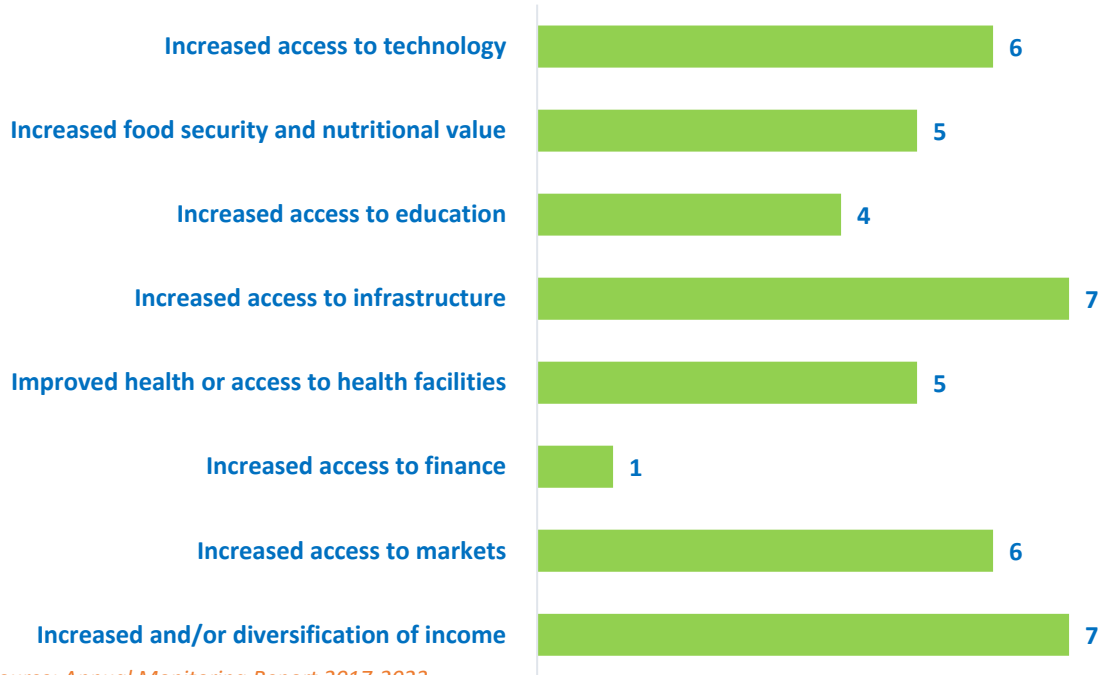
Source: Annual Monitoring Report 2017-2023

**Number of Years Country Programme Deployed Gender Mainsreaming Strategies
(Over 7-year reporting period from 2017-2023)**



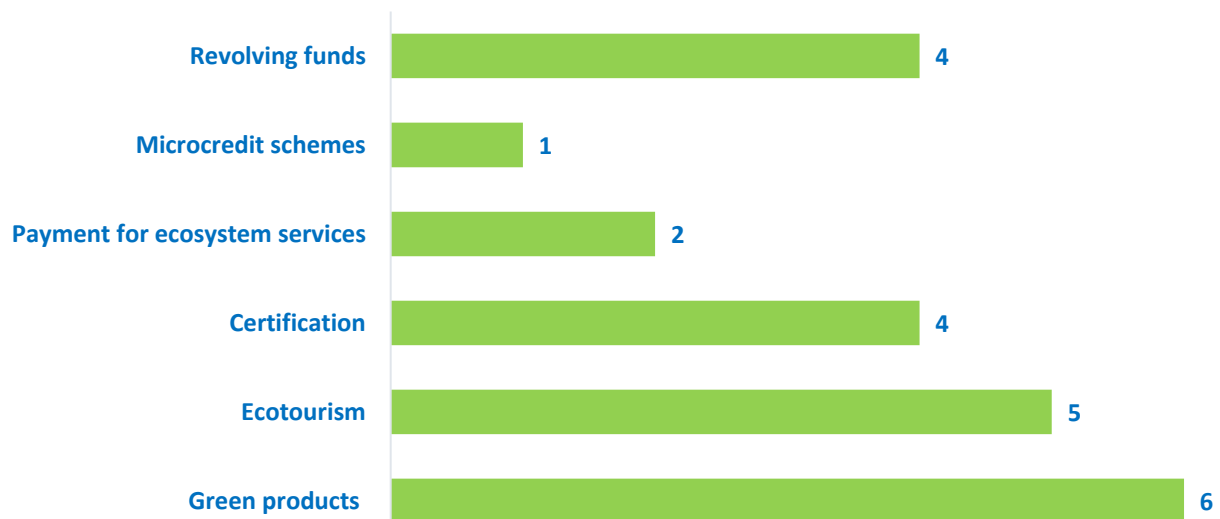
Source: Annual Monitoring Report 2017-2023

**Number of Years Country Programme Deployed Strategies to Improve Community Livelihoods and Quality of Life
(Over 7-year reporting period from 2017-2023)**



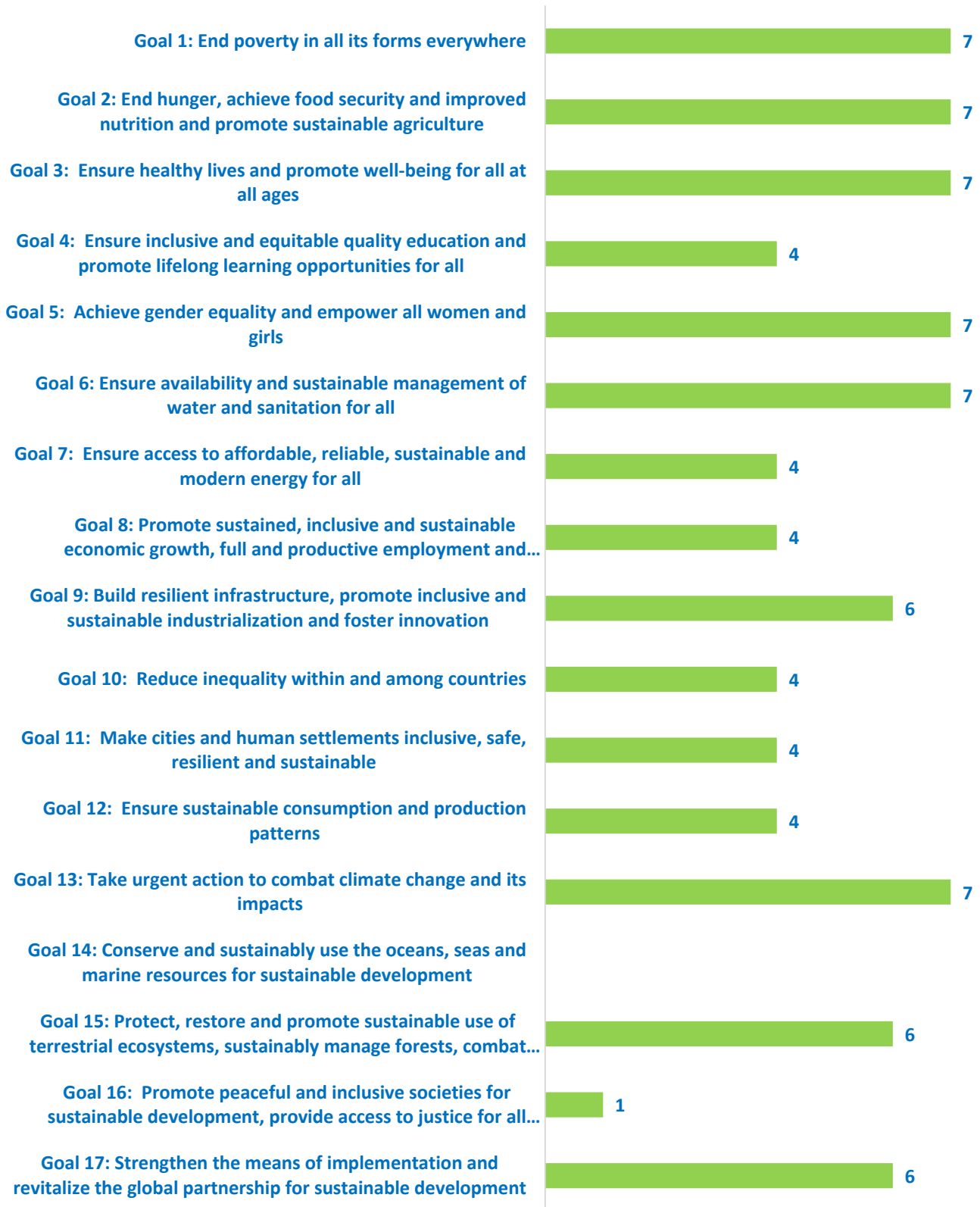
Source: Annual Monitoring Report 2017-2023

**Number of Years Country Programme Deployed Market-based and Financial Mechanisms to Improve Community Livelihoods
(Over 7-year reporting period from 2017-2023)**



Source: Annual Monitoring Report 2017-2023

**Number of Years Country Programme Addressed Sustainable Development Goals
(Over 7-year reporting period from 2017-2023)**



Source: Annual Monitoring Report 2017-2023

EXAMPLES OF PROJECT RESULTS

Biodiversity

In **Bhutan**, as part of Big Cats Innovation Programme, a project using community-based integrated approaches for tiger conservation in Dangchu was implemented by the Chubar Dendupcholing Community Forest Group. Dangchu, a tiger-rich region, remained outside of Bhutan's system of protected areas despite being close to a biological corridor. Because of high incidences of human-wildlife conflict and sometimes cattle depredation by tigers, there had been reports of retaliatory tiger killing attempts using local means. Poaching tigers for economic benefits was also escalating. With technical support from the District Forest Division and Bhutan Ecological Society, the project aimed to promote tiger conservation through community economic empowerment and a climate-smart agricultural approach to reduce the communities' dependence on forest resources. In partnership with Dzongkhag Agriculture Sector, 88 low-cost polyhouses with 55% co-financed by the community were installed using polythene sheets and other readily accessible local raw materials. 1,500 walnut seedlings were planted by 148 households. With seedlings grown in their own polyhouses, 58 households cultivated a new variety of chili (ema otto) that brought in record-breaking prices. As a result, during the 2020 COVID-19 lockdown period, the farmers produced and supplied several tons of vegetables and chilies. Furthermore, Dangchu demonstrated that a faith-based approach was a viable paradigm for tiger conservation. Two eminent monks from the Central Monastic Body imparted Buddhist teachings to 128 farmers regarding reduce and stop killing animals, especially tigers. In partnership with Wangdue Division, 30 farmers, including 7 women, were educated on the rules and regulations governing forest and nature conservation. Also, 18 camera traps were installed to monitor tiger population dynamics in the forest. **(Source: Annual Monitoring Report, 2021-2022)**

In **Bhutan**, SGP supported *Menchu Penden Tshogpa*, a women and youth community-based organization (CBO) to complete a project, promoting community-based eco-friendly production of plates and cups from areca nut palm leaf for women's livelihoods. Situated in *Sa-tsalo*, Bhutan, the community faced a unique challenge with the frequent presence of *Asian* elephants and *Royal Bengal* tigers in their region due to their location within Bhutan's biological corridor 5, connecting *Royal Manas National Park* and *Jomotshagkha Wildlife Sanctuary*. To address the risks posed by wildlife and diversify their livelihoods, the community proactively transitioned from mandarin cultivation to a large-scale areca nut plantation. A decade ago, their reliance on mandarins as the primary income source was disrupted by the citrus greening disease. The CBO recognized the potential of areca nut cultivation and invested efforts into establishing a thriving plantation. Today, they cultivate 71,570 non-bearing and 13,466 fruit-bearing areca nut plants, which have become a sustainable source of income for the community. Annually, they export nearly 40 metric tons of areca nuts to neighboring Indian states.

Moreover, *Menchu Penden Tshogpa* effectively tackled the growing environmental concern of plastic waste in nearby towns by producing eco-friendly bio plates and cups using areca sheaths. The CBO secured co-financing in kind exceeding USD 4,800 from its members to establish a small production house. The firm currently produces eight types of products, including round plates, rectangular plates, bowls, spoons, and cups. In the short span since the project's completion in February 2023, the production house has successfully manufactured over 21,000 pieces of bio plates and cups. Approximately 6,914 areca sheaths have been utilized for production. The establishment of the production house has created meaningful economic opportunities for the community. All eight members of the CBO are employed on a rotational basis, ensuring equitable distribution of income and responsibilities. **(Source: Annual Monitoring Report, 2021-2022)**

Climate Change

In **Bhutan**, SGP supported grantee, *Ugyen Gatshel Nunnery (UGN) c/o Rangjung Foundation*, to reduce fuel wood consumption and improve the wellbeing of 55 nuns living in Punakha Dzongkhag, a Buddhist nunnery under the care of the Rangjung Foundation. This nunnery, situated in a remote district of the country, depended on firewood to meet basic needs such as cooking, bathing and heating. Shortages of wood, especially in the winter, severely affected the nun's living conditions, as it impacted their possibility to maintain personal hygiene, eat properly and stay warm in the colder months.

With the funding support from SGP, the nunnery implemented an environment friendly and low emission heating and cooking facility project through which it installed solar energy powered geysers with proper bathroom facility, it introduced energy efficient cooking stoves, and it raised awareness on the importance of preserving the environment. As key results, the project successfully reduced fuel wood consumption by 100% and it improved the health of the nuns by 80%. 16 solar panels of 4x500 liters, electric cooking appliances and hot water supply to four bathrooms were installed. The water catchment area was also protected, and a sustainable water source was ensured to thirty households. It was also reported that 90% of the trees planted in peripheral forest saw a 100% survival rate. **(Source: Annual Monitoring Report, 2020-2021).**

Sustainable Forest Management

In **Bhutan**, SGP project “*Protection of Bjagay Menchu (medicinal water) and sustainable management of the Community Forests*” implemented by a Community Forest group protecting the Bjagay Menchu source, reduced the emission of CO₂ through 27% fuel wood reduction and developed amenities at the Menchu site for hundreds of sick people. The project area is located in rural Bhutan, 15 km away from Paro Town and has received technical support of the district administration, Local Government and department of Forest and Park Services. It directly protected 1.4 ha of medicinal water and indirectly benefited the conservation of 432.2 ha of state reserve forest (Bjagay Menchu Community Forest). About 0.2 ha of area was planted with 60 saplings of local species. An eco-friendly public bath facility with an efficient water heating system (solar and efficient heating technology) was installed at the site to cater for hundreds of sick people. A rapid assessment of Bjagay Menchu area recorded 9 tree, 13 shrub and 44 ground cover species. The Menchu area is a wetland with diverse ground cover species that are vital for maintaining the wetland ecosystem and providing cultural services. Initial estimation showed that the consumption of fuel wood was 37.44 tons per year to heat the stones. After the project was implemented, it was estimated that the number was reduced to 28.08 tons. The project directly benefited 109 members (63 female and 46 male) of the Community Forest group, representing 109 households in the Lungnyi Block, as well as many sick people daily coming from across the country. 360 sick people availed the services between October 2017 to March 2018. The Menchu facility made an average monthly income of \$1,643 in employment for community members, and Community Forest group received an annual fee of \$3,323 from the facility manager. **(Source: Annual Monitoring Report, 2017-2018).**

Chemical and Waste Management

Trashiyangtse District is located in the very east of **Bhutan**, located next to a protected area known as Bumdeling Wildlife Sanctuary. Clean Bhutan, a CSO, through funding support from GEF Small Grants Programme Bhutan, implemented a demonstration project on waste reduction by practicing 4R (Reuse, Reduce, Recycle and Responsibility) in the Trashiyangtse town which is the district’s administrative center. Aiming to advocate behavioral change and the mindset of people to practice the 4R by focusing on responsibility to reduce waste at source, the project educated the local community on the types of waste and their negative impact on human health, ecosystem and riverine. Also, it provided them with knowledge on how to segregate their waste and manage it accordingly, working with town people and formed committee regulating waste management system and plan of the town. Through an improved waste management system and advocacy program, the project has achieved its intended results. Solid waste management facilities were put in place in the municipality. As a result, about 35% of wet waste going to landfill has been reduced. PET bottles and plastics going to landfill have been drastically reduced. To ensure zero waste in the town, a waste committee has been instituted with a bylaw in place. As a result of installment of three energy- saving cook stoves at public temple, there was 40% reduction in the consumption of fuelwood at the temple per festival. The fuelwood consumption decreased from 1,250 cft to 750 cft per year. The project also supported an entrepreneur to establish plastic waste business by supporting purchase of a baler machine. The installation of five CCTVs in partnership with the District and the Royal Bhutan Police was expected to reduce illegal dumping and littering of waste. The police also benefitted from the CCTVs in their daily work. With the full support of the District Administration and other stakeholders such as the Royal Bhutan Police, municipality, business community and schools, the project was able to reach out to all the stakeholders and community members. More than 1,626 participants attended 21 advocacy programs spread across the district covering 8 blocks. More than 2,100 participants attended 14 clean-up programs during festivals and official gatherings in the town. The direct project beneficiaries include

45 households (73 female and 52 male) of Trashiyangtse town and larger communities of the area including 3 educational institutions, town people, and nearby villages. The indirect beneficiaries include the population of the 8 blocks (10,588 female and 10,288 male) of the district. **(Source: Annual Monitoring Report, 2017-2018).**

South-South Exchange

In 2016, a team of 60 participants from India, Bangladesh, Sri Lanka, Maldives, **Bhutan**, Myanmar, Thailand, Laos, Cambodia, and Timor-Leste, convened in Kathmandu, Nepal for a workshop, funded by World Health Organization to learn from the SGP's experience on health waste management practices. Further uptake of HECAP's successfully used techniques and *modus operandi* is expected by professionals from visiting countries. **(Source: Annual Monitoring Report, 2016-2017)**

Social Inclusion – Gender

In **Bhutan**, a CSO named *Respect Educate Nurture Empower Women* (RENEW) completed a project that employed floriculture to improve biodiversity and livelihoods of disadvantaged women and girls in the *Gawaling Happy Home*. Female leaders, including the heads of RENEW, the National Biodiversity Center, and the *Gawaling Happy Home*, designed the project that is led by women. Since this was the first project of its kind, it introduced harvesting flowers that are known for their popularity, durability, and low maintenance. During the project, two poly tunnel houses were built to grow and nurture the flowers. Necessary floriculture accessories were procured from the market. More than 100 women and girls, as well as Bhutanese returnees from abroad who were affected by COVID-19, received basic floriculture training on plant propagation and nursery management. The National Biodiversity Center provided training to an additional 60 people. Awareness sessions on plant cleanliness, nursery management, aesthetically pleasing landscapes and floriculture, and impact to biodiversity conservation were conducted. Besides, a manual on basic floriculture was developed by the *Gawaling Happy Home* in partnership with the National Biodiversity Center. The project assessed, identified, and secured markets for the plants grown at the nurseries. This included marketing and advertising the plants for sale, establishing sale outlets along the *Thimphu-Phuntsholing* highway, exploring bulk marketing for landscaping in high-end hotels and private residence, attending national events and annual flower exhibitions, etc. As a result, from 2020 to 2021, the *Gawaling Happy Home* sold flowers for a total of 250,000 Bhutanese ngultrum (around USD 3,159). The revenue generated go toward supporting particularly the victims of domestic violence. In addition, three female trainees launched their own flower businesses in *Thimphu*, employing 16 people. Through physical activity, skill acquisition, and social interaction, the floriculture activities assisted the women and girls in overcoming depression. **(Source: Annual Monitoring Report, 2021-2022)**

Social Inclusion – Youth

In **Bhutan**, SGP supported *Budashi Beekeepers (BB)* in building community resilience through youth-based small-scale beekeeping for sustainable rural livelihood and economic enhancement. The project was implemented by 16 people (including 3 female) with an average age group of 34 years old in Surphang and Wangling under Budashi Chiwog, Goshing Gewog, Zhemgang Dzongkhag where beekeeping is one of the main agricultural activities practiced by the rural communities. The project helped diversify the income generating opportunity of rural farmers and benefit other relevant stakeholders such as non-beekeeping farmers, livestock extension staff and forestry. Young people were able to appreciate and conserve the native honeybees to enhance climate resilience and ecosystem while meeting the local and national demand disrupted by the Covid-19 pandemic.

44 farmers, mainly school dropout youths of the communities, were educated on the native bee conservation, their use in agriculture and forest biodiversity. 20 farmers, 10 per each community were trained in improved local honeybee management techniques. A weeklong training was also provided on the importance and the role of bees in agriculture and biodiversity maintenance, bee management and formation of beekeepers' groups. **(Source: Annual Monitoring Report, 2020-2021)**

Social Inclusion – Persons with Disability

In **Bhutan**, *Zhenphen Group*, a Community-Based Organization (CBO) comprised of persons with disabilities (PwDs), in collaboration with the *National Biodiversity Centre*, completed a project establishing an inclusive and accessible environment for PwDs within Bhutan's *Royal Botanical Garden (RBG)*. Focused on addressing the lack of all-inclusive nature gardens with proper accessibility, facilities, and information for PwDs, the project highlighted the importance of connecting PwDs with nature for their overall well-being. It also contributes to the global "*Nature for All*" movement by ensuring that nature gardens are accessible to everyone.

By actively involving over 15 PwDs in all stages of project planning and implementation, the project transformed the *RBG* into a welcoming space for PwDs by creating disabled-friendly footpaths and restrooms within the garden premises. Interpretation boards were installed to enhance visitors' understanding of the diverse flora and fauna present in the garden. Moreover, the project fostered environmental awareness among PwDs, engaging them in bird-watching programs as part of a citizen science effort, offering GPS training, and producing informative videos that emphasize the significance of nature for PwDs. A musical set was procured, and a nature song by PwDs was composed. The project's active participation in events like *White Cane Day* and *International Disability Day* further championed disability rights and inclusion. Through a series of fundraising endeavors, the project generated BTN 269,400 (USD 3,370), with a net profit of over BTN 40,000 (USD 5,000), enabling it to expand support activities for PwDs. **(Source: Annual Monitoring Report, 2022-2023)**

Scaling up, Replication and Policy Influence

In **Bhutan**, SGP supported a youth-led cooperative called KNC in Zhemgang District comprised of 15-youth leaders (53% female) and 26 collaborative farmers. KNC rehabilitated a total of 93 ha of leased land that was left fallow for a few decades through sustainable agroforestry producing fruits and vegetables by fencing the areas with solar electric fence spanning 12km. In 2018, KNC generated a total income of USD 17,276 by producing 28.1 tons of watermelons and 52.8 tons of bananas. Today the farm is the largest banana farm in the country, and the district government has decided to scale up and replicate the success story. The administration leased 2.02 ha of land to the group with the purpose of establishing manufacturing and processing facility, and planting watermelons and passion fruits. KNC farm is also popular for field visits by many farmer groups as well as government officials and donors. The project is an excellent CSO-government partnership model and has the potential for continued replication and scale-up. **(Source: Annual Monitoring Report, 2018-2019)**

ALIGNMENT OF OP7 COUNTRY PROGRAMME STRATEGY WITH NATIONAL PRIORITIES

At the national level, GEF focal area strategies and SGP strategic objectives have clear alignment with country priorities and strategies. In the 12th Five-Year Plan, there are 17 National Key Result Areas (NKRAs) and the following are directly relevant to SGP OP 7: i) Poverty eradicated and inequality reduced, ii) Healthy Ecosystem maintained, iii) Carbon neutral, climate and disaster resilient development enhanced, iv) Gender equality promoted and women and girls empowered, v) Sustainable water ensured, and vi) Economic diversification and productive capacity enhanced.

Besides the above six NKRAs, there are also four flagship program that SGP's strategic objectives directly align with and they are:

i. Organic Flagship Programme

- Enhance soil nutrient management and land use certificate programme sites through integrated approaches.
- Promote cooperative/group based organic production.
- Develop organic value chain and market system (includes processing/cold storages/warehouses).

ii. Water Flagship Programme

- Promotion of integrated watershed management.
- Development of adequate and climate resilient water infrastructure.

iii. Start-up & CSI flagship programme

- Provide targeted support through product standardization, packaging, certification and branding to enhance production and market 20 different products that have market potential.

iv. Tourism Flagship Programme

- Integrated Circuit development for all four regions.
- Increased contribution of tourism to national economy and rural livelihoods.
- Expected to create over 15,000 additional jobs.

Also, the Ministry of Agriculture and Forest (MoAFs) is the primary organization engaged with natural resource management, agricultural and livestock development. The mandate and objectives of the MoAFs has direct link with most of the GEF-SGP's focal areas. Therefore, it will be important to highlight the Agency Key Result Areas (AKRAs) that align with SGP strategic objectives.

They are the following:

- Management of natural resources for sustainable utilization of ecosystem goods and services enhanced.
- Renewable Natural Resources (RNR) marketing and value chain development enhanced
- RNR Sector contribution to national economy increased.
- Climate smart and disaster resilient development enhanced.

Other relevant national plans and international conventions are reflected below in the table.

List of relevant conventions and national/regional plans or programmes:

Conventions + national planning frameworks	Date of ratification / completion
12 th Five Year Plan	July 2018
Sustainable Socio-Economic Development through Commercialization of Organic Farming	March 2019
Water Flagship Program (Access to 24x7 Drinking water with irrigation)	July 2019
Start Up and Cottage and Small Industries Development Flagship Program	July 2019
Tourism Flagship Program.	October 2019
Convention on Biological Diversity (CBD)	August 1995
CBD National Biodiversity Strategy and Action Plan (NBSAP)	September 2014
Nagoya Protocol on Access and Benefit-Sharing (ABS)	September 2013
Montreal Protocol on Substances that Deplete Ozone Layer	April 2004
RAMSAR Convention on Wetlands	January 2012
UN Framework Convention on Climate Change (UNFCCC)	November 2011
UNFCCC National Communications (1 st , 2 nd)	November 2011
UNFCCC Nationally Appropriate Mitigation Actions (NAMA)	September 2016
UNFCCC National Adaptation Plans of Action III (NAPA)	October 2017
Nationally Determined Contributions (NDCs) for Paris Accord	September 2015
UN Convention to Combat Désertification (UNCCD)	August 2003
UNCCD National Action Programmes (NAP)	January 2014
UN 2030 Sustainable Development Goals (SDGs)	September 2015
Vienna Convention for the Protection of the Ozone Layer	April 2004
The Cartagena Protocol on Biosafety to the UN Convention on Biological Diversity	September 2002
Voluntary National Reviews (VNRs) for the UN SDGs	July 2018
Paris Agreement	September 2017

UNDP-implemented Small Grants Programme is delivering integrated results at the country level supporting local level capacities aligned with multiple Multilateral Environmental Conventions. This includes support to work for CBD National Biodiversity Strategy and Action Plan (NBSAP), UNFCCC Nationally Determined Contributions (NDCs), Nationally Appropriate Mitigation Actions (NAMA) and National Adaptation Plans of Action (NAPA), UNCCD National Action Programmes (NAP), and localization of Sustainable Development Goals, amongst many others.

METHODOLOGICAL BASIS OF COUNTRY REPORT

- Results aggregations over time are only for completed projects.
- With SGP's rolling modality, results reflect all ongoing operational phases during the indicated period. Please refer to the total projects completed on the first page for information in this regard.
- The source of reported results is the annual monitoring process, which is part of the annual monitoring requirements for each country programme. Additionally, evaluative evidence sources have also been leveraged, if available for the country programme.
- This results report benefits from extensive quality assurance. All information across all countries in the portfolio is harmonized, verified, and evidenced before being reported. Several layers of this quality assurance have been implemented in the generation of this report and there are no result duplications across years. This point is important not only for a specific unit of measurement (i.e., indicator selected) but also for results aggregation across years in a given operational phase. Reported results include both direct and indirect global-environmental and socio-economic benefits. This is due to SGP's work in two key areas:
 - SGP works towards behavioural change at individual, organizational, and community levels. Social determinants that shape human interaction with the environment play an important role, especially at the community level, as sustainability and the continuation of environmental gains often depend on them. These factors include positive shifts in knowledge, attitudes, practices, social and cultural norms, and conventions. Such interventions shape not only demand but also communication between community leaders and other influencers in promoting the adoption of environmentally friendly behaviours and practices. Often, SGP projects have ripple effects that go well beyond the direct scope of the project, emphasizing the importance of measuring indirect impact.
 - Encouraging Community Action for Environmental Change. For many years, SGP has focused on promoting and supporting local community groups to bring about broader and sustainable environmental change. This approach is a key aspect of SGP's work and recognizes the power of motivated community groups to create significant impact and drive positive transformation. Community group action refers to informal gatherings of individuals and organizations in the community who share a common belief and purpose. It involves taking practical steps over time to address environmental and socioeconomic challenges and creating positive change. This grassroots-level approach relies on the active involvement and empowerment of the community, with the initial efforts acting as a catalyst for further mobilization. By encouraging self-governance and involving those most affected by the issues, community action can extend its influence to more people in the community, underscoring the importance of measuring indirect impact.