



SMALL GRANTS PROGRAMME RESULTS REPORT (FY 2017-2023)

UGANDA



COUNTRY REPORT CARD

FY 2017-2023

PORTFOLIO PROFILE SINCE INCEPTION			
Country Programme Name	Uganda		
Year Started	1998		
	GEF	Non-GEF	Total
Number of projects	247	20	267
Grant amount committed	8,080,164	409,444	8,489,608
Project level co-financing in cash	2,504,617	61,677	2,566,294
Project level co-financing in kind	4,168,114	105,557	4,273,671
Total co-financing *	7,249,409		
Source: SGP database as of 2023			
* Total co-financing = Total project level co-financing (in cash and in kind) + Non-GEF grant amount committed			

	July 2016 - June 2017	July 2018 - June 2019	July 2021 - June 2022	Total Value 2016 - 2023
Focal Area Distribution (by completed projects)				
Biodiversity	2	-	5	7
Climate Change	9	1	1	11
Land Degradation	2	-	7	9
International Waters	1	-	1	2
Chemicals and Waste	-	1	7	8
Total Projects Completed	14	2	21	37

Source: Reporting by Country Programme as part of Annual Monitoring Process (2016-2023)

	July 2016 - June 2017	July 2017 - June 2018	July 2018 - June 2019	July 2019 - June 2020	July 2020 - June 2021	July 2021 - June 2022	July 2022 - June 2023	Total Value 2016 - 2023 **
** Kindly note the total values 2016-2023 have undergone comprehensive quality assurance that supports aggregation of results over time. This includes removal of duplicative data over time and/or inclusion of more results based on verification by SGP country teams.								
PROGRESS TOWARDS FOCAL AREA OBJECTIVES								
Biodiversity								
Number of biodiversity projects completed	2	-	-	-	-	5	-	7
Number of Protected Areas (PAs) positively influenced	1	-	-	-	-	2	-	3
Hectares of PAs	7,000	-	-	-	-	257,800	-	264,800
Number of Indigenous and Community Conserved Areas and Territories (ICCAs) positively influenced	2	-	-	-	-	-	-	2
Hectares of ICCAs	3,556	-	-	-	-	-	-	3,556
Number of biodiversity-based products sustainably produced	23	-	-	-	-	1	-	24
Number of significant species conserved	2	-	-	-	-	2	-	4
Number of target landscapes/seascapes under improved community conservation and sustainable use	2	-	-	-	-	-	-	2
Hectares of target landscapes/seascapes under improved community conservation and sustainable use	10,556	-	-	-	-	-	-	10,556
Climate Change								
Number of climate change projects completed	9	-	1	-	-	1	-	11
Did the country programme address community-level barriers to deployment of low-GHG technologies? (yes/no)	-	-	Yes	-	-	Yes	-	2
Hectares of forests and non-forest lands with restoration and enhancement of carbon stocks initiated through completed projects	866	-	-	-	-	10	-	876

	July 2016 - June 2017	July 2017 - June 2018	July 2018 - June 2019	July 2019 - June 2020	July 2020 - June 2021	July 2021 - June 2022	July 2022 - June 2023	Total Value 2016 - 2023 **
Number of typologies of community-oriented, locally adapted energy access solutions with successful demonstrations or scaling up and replication	4	-	2	-	-	1	-	7
Number of households achieving energy access co-benefits (ecosystem effects, income, health and others)	7,800	-	300	-	-	50	-	8,150
Breakdown of projects								
Low carbon technology and renewable energy projects	5	-	1	-	-	-	-	6
Energy efficiency solutions projects	3	-	-	-	-	1	-	4
Conservation and enhancement of carbon stocks projects	7	-	-	-	-	-	-	7
Land Degradation								
Number of land degradation projects completed	2	-	-	-	-	7	-	9
Number of community members with improved actions and practices that reduce negative impacts on land uses	41,206	-	-	-	-	574	-	41,780
Number of community members demonstrating sustainable land and forest management practices	41,206	-	-	-	-	574	-	41,780
Hectares of land brought under improved management practices	79	-	-	-	-	214	-	293
Number of farmer leaders involved in successful demonstrations of agro-ecological practices	16	-	-	-	-	27	-	43
Number of farmer organizations, groups or networks disseminating climate-smart agroecological practices	11	-	-	-	-	14	-	25
International Waters								
Number of international waters projects completed	1	-	-	-	-	1	-	2

	July 2016 - June 2017	July 2017 - June 2018	July 2018 - June 2019	July 2019 - June 2020	July 2020 - June 2021	July 2021 - June 2022	July 2022 - June 2023	Total Value 2016 - 2023 **
Number of seascapes/inland freshwater landscapes	1	-	-	-	-	2	-	3
Hectares of river and lake basins converted	22	-	-	-	-	8	-	30
Chemicals and Waste								
Number of chemicals and waste projects completed	-	-	1	-	-	7	-	8
Number of mercury management projects completed	-	-	1	-	-	7	-	8
Harmful chemicals avoided from utilization or release (kg)	-	-	-	-	-	260	-	260
Mercury avoided, reduced or sustainably managed (kg)	-	-	4	-	-	317	-	321
Number of national coalitions and networks on chemicals and waste management established or strengthened	-	-	-	-	-	3	-	3
Community-Based Tools/Approaches Deployed as Part of the Portfolio								
Solid waste management (reduce, reuse, and recycle)	-	-	-	-	-	Yes	-	1
Development of alternatives to chemicals	-	-	-	-	-	Yes	-	1
Heavy metals (such as mercury) management	-	-	Yes	-	-	Yes	-	2
Awareness raising and capacity development	-	-	-	-	-	Yes	-	1
GRANTMAKER PLUS								
CSO-Government Dialogue								
Number of CSO-government dialogues supported	-	1	3	-	-	-	-	4
Number of CSO/CBO representatives involved in the dialogues	-	-	25	-	-	-	-	25
South-South Exchange								
Number of South-South exchanges supported	-	-	-	-	3	-	-	3

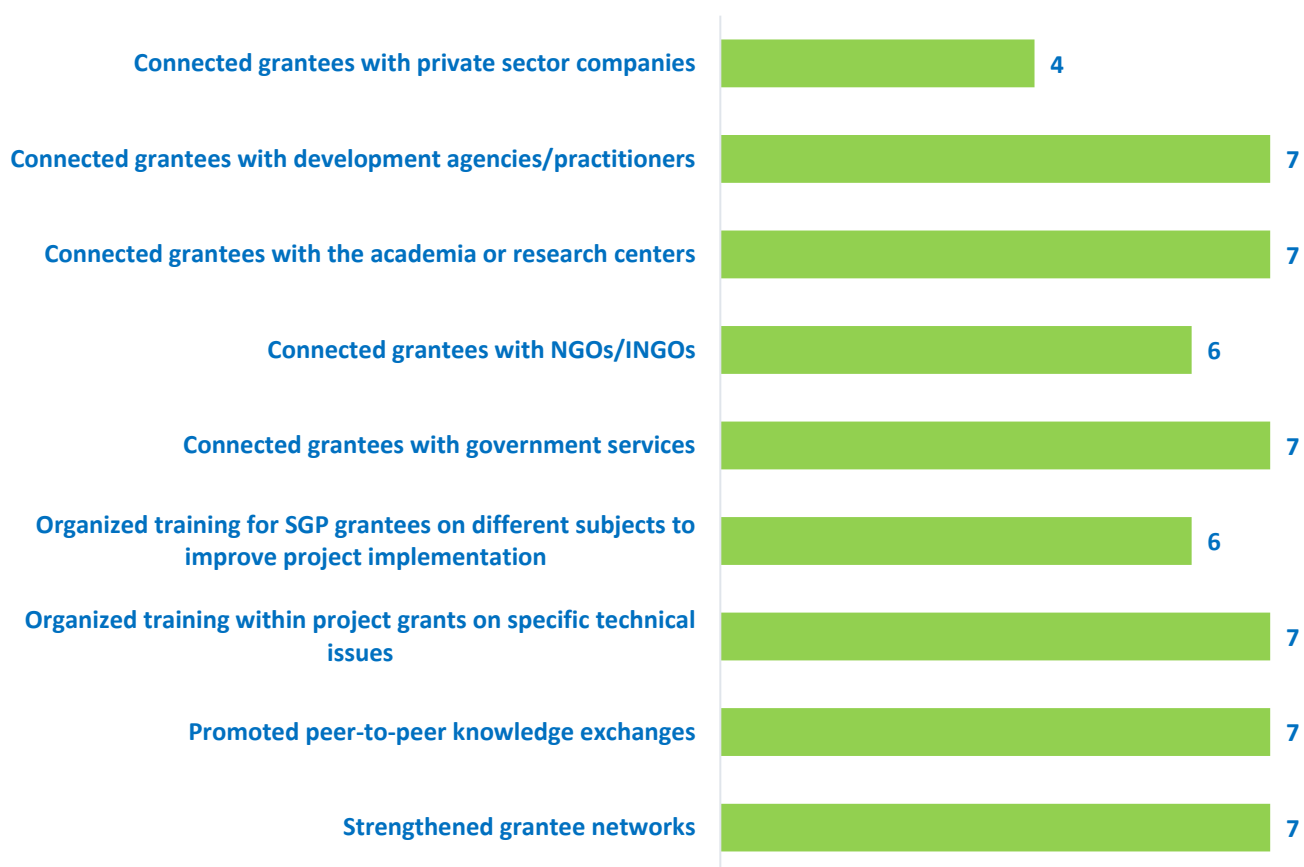
	July 2016 - June 2017	July 2017 - June 2018	July 2018 - June 2019	July 2019 - June 2020	July 2020 - June 2021	July 2021 - June 2022	July 2022 - June 2023	Total Value 2016 - 2023 **
Gender								
Number of gender responsive completed projects	14	-	2	-	-	21	-	37
Number of completed projects led by women	2	-	2	-	-	7	-	11
Programme Management: NSC gender focal point (yes/no)	Yes	Yes	Yes	Yes	Yes	Yes	Yes	7
Indigenous Peoples								
Number of indigenous leaders with improved capacities	-	-	-	3	-	-	3	6
Programme Management: NSC IP focal point (yes/no)	-	Yes	-	Yes	-	Yes	Yes	4
Ways to encourage IP projects								
Proposals accepted in local languages (yes/no)	-	-	-	-	Yes	-	-	1
Proposals accepted using participatory video (yes/no)	-	-	-	-	Yes	-	Yes	2
Enhanced outreach and networking with indigenous people's groups (yes/no)	-	-	-	Yes	Yes	Yes	Yes	4
Youth								
Number of completed projects that included youth	1	-	2	-	-	21	-	24
Number of youth organizations	14	-	-	-	-	1	-	15
Programme Management: NSC youth focal point (yes/no)	-	Yes	-	Yes	Yes	-	Yes	4
Persons with Disability								
Number of disabled persons organizations	-	-	-	-	-	3	-	3
BROADER ADOPTION (Scaling up, Replication, Policy Influence, Improving Livelihoods)								
Projects replicated or scaled up	-	-	1	-	-	4	-	5
Projects with policy influence	1	-	1	-	-	1	-	3

	July 2016 - June 2017	July 2017 - June 2018	July 2018 - June 2019	July 2019 - June 2020	July 2020 - June 2021	July 2021 - June 2022	July 2022 - June 2023	Total Value 2016 - 2023 **
Projects improving livelihoods of communities	14	-	3	-	-	20	-	37
PROGRAMME EFFECTIVENESS								
Peer-to-peer exchanges conducted	-	-	-	-	5	4	-	9
Community-level trainings conducted	3	-	-	-	13	16	-	32
Number of projects monitored through field visits	14	20	19	15	21	21	17	127
PROGRAMME MANAGEMENT								
National Steering Committee								
Number of NSC meetings occurred during the reporting period	1	1	3	1	-	1	1	8
Average number of NSC members that participated in each NSC meeting	12	7	8	10	-	14	11	10

GRAPHICAL REPRESENTATION OF KEY RESULTS

Interpreting the Green Bars in Graphs: The presence of green bars indicates the number of years that the country programme has achieved specific results. If a green bar is absent, it signifies that while the associated result is not observed in the country programme, it is still evident in the overall aggregated SGP portfolio.

Number of Years Country Programme Deployed Capacity Development Strategies (Over 7-year reporting period from 2017-2023)



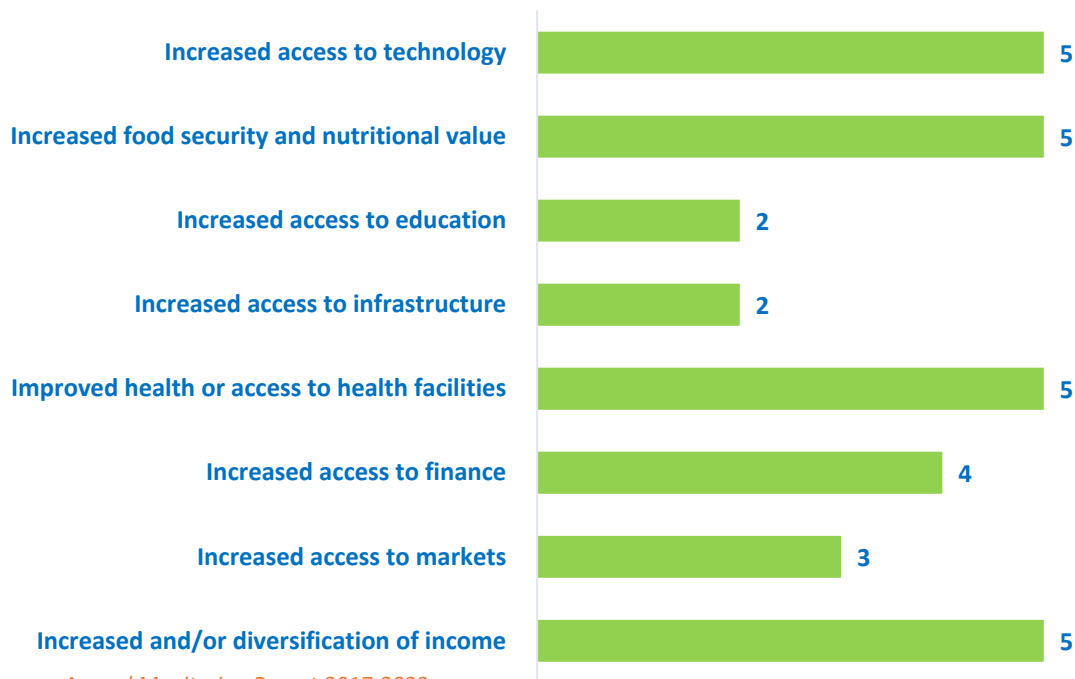
Source: Annual Monitoring Report 2017-2023

**Number of Years Country Programme Deployed Gender Mainsreaming Strategies
(Over 7-year reporting period from 2017-2023)**



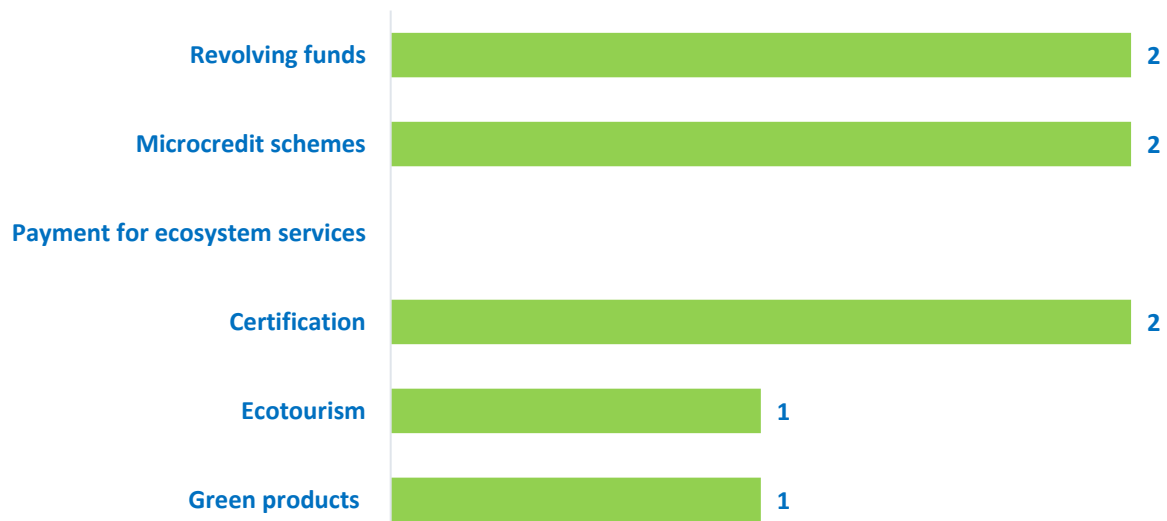
Source: Annual Monitoring Report 2017-2023

**Number of Years Country Programme Deployed Strategies to Improve Community Livelihoods and Quality of Life
(Over 7-year reporting period from 2017-2023)**



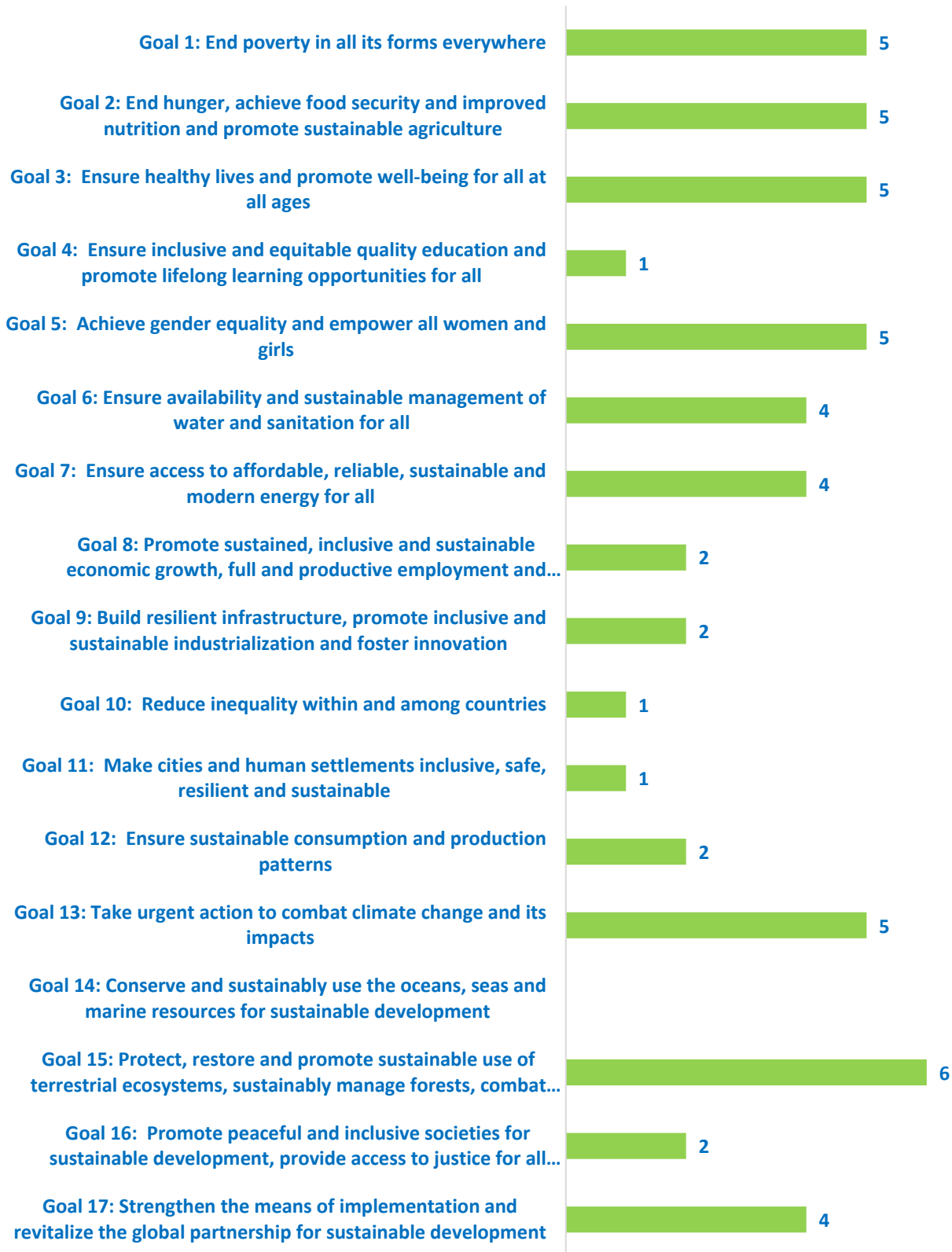
Source: Annual Monitoring Report 2017-2023

**Number of Years Country Programme Deployed Market-based and Financial Mechanisms to Improve Community Livelihoods
(Over 7-year reporting period from 2017-2023)**



Source: Annual Monitoring Report 2017-2023

**Number of Years Country Programme Addressed Sustainable Development Goals
(Over 7-year reporting period from 2017-2023)**



Source: Annual Monitoring Report 2017-2023

EXAMPLES OF PROJECT RESULTS

Climate Change

In **Uganda**, SGP supported grantee *Community Centre Health Foundation* in a community-based climate change resilience project that aimed to increase the adaptive capacity of the local communities by strengthening their knowledge of climate change and enhancing their capacity for planning and local governance. To this end, the project utilized participatory approaches to empower communities on climate-related issues and thereby increase awareness and promote attitude changes in the communities themselves. The grantee conducted climate change educational talks, organizing meetings in schools, seminars and video shows. As a result, the communities are now making informed decisions in regard to the environment, because they have changed perceptions towards Climate change. Furthermore, using participatory approaches to empower communities on climate-related issues, the project was able to improve the utilization of land, water and biodiversity resources, improve adaptation to climate change due to appropriate coping mechanisms and indigenous knowledge and reduce vulnerability to climate change risks such as landslides, storms, heat waves, droughts, floods, erosion, as well as improving agricultural productivity in terms of farm yield, food and income. **(Source: Annual Monitoring Report, 2018-2019)**

Land Degradation

In **Uganda**, SGP supported grantee *Rakai Orphans Development Initiatives* in a Rodi smart agriculture project that aimed to build the capacity of the local communities in Rakai district in smart agriculture, creating alternative sources of income and ecosystem management by improving their capacity to produce food and have alternative incomes. This led to a general improvement in the health and welfare of the people while at the same time contributing to the conservation of marginal lands. To this end, this project focused on environmentally friendly and sustainable farming practices involving the integration of crop farming, animal husbandry, poultry, and local artisanship. Agro-ecological practices provided viable and sustainable sources of income for the farming communities on small pieces of land thereby mitigating against the tendency to encroach on marginal lands, such as forests, woodlands and swamps, to produce enough for consumption and sale. Thus, the project has directly contributed to poverty reduction, relieved pressure on marginal lands and increased output from land. **(Source: Annual Monitoring Report, 2016-2017)**

Chemicals and Waste

In **Uganda**, the Uganda National Association of Community and Occupational Health implemented a project reducing artisanal miners' exposure to mercury and its release to the environment in Amudat District by strengthening the capacities of stakeholders in the Artisanal Small-scale Gold Mining (ASGM) industry. At the beginning of the project, a baseline survey was carried out on environmental pollution caused by mercury. The results indicated that 58% of the study samples were contaminated by mercury. During the project, communication materials were developed and shared to disseminate information on mercury toxicology, occupational hazards resulting from use of mercury, as well as alternative and safer processes of gold extraction. Two mercury-free gold processing demonstration sites were constructed and fully equipped to train both male and female miners in the gravity concentration method -- a safe, time saving and cheaper method for gold extraction. As results, 41 district leaders, 25 local leaders, and 6 ASGM groups were trained on the negative effects of mercury, benefits of the gravity concentration method, sound mining practices, health and safety, etc. **(Source: Annual Monitoring Report, 2021-2022)**

Scaling up, Replication and Policy Influence

In Uganda and Panama, broader adoption of SGP interventions have materialized through partnerships with the local government and other donor programs. OPS6 draft report notes that SGP grantees in **Uganda** worked with the local governments to introduce and implement waste management programs. Such participation represented a radical behavioral change in communities that previously considered waste management to be the responsibility of government—and it directly helped attract additional investment, including from the World Bank. Broader adoption through the SGP occurred at the national level as well. In Panama,

the Inter-American Development Bank is planning a larger follow-up project to an SGP grant in the Darien region (Canglon village) which demonstrated the sustainable extraction of oil from coconuts. The Agency intends to continue working with the communities involved in implementing the SGP grant. **(Source: Annual Monitoring Report, 2016-2017)**

In **Uganda**, SGP supported NGOs to develop a policy brief for the implementation of multilateral environmental agreements (MEAs). The CSO-Government Dialogue initiative aimed to build a strategic framework for civil society and government collaboration to implement the MEAs at the country level and to be integrated into national decision-making frameworks. The implementation of MEAs also fosters innovative partnerships, engaging private sector under the UN Global Compact on Local Network of Uganda. The policy brief has been instrumental in highlighting identified challenges and policy recommendations to address bottlenecks for implementation of MEAs at the country level. Further, SGP contributed to the review of the Environment bill of the Government and provision for an Environmental Trust Fund. The Act serves to avail grant support to local NGOs for environment management activities and supports research in environment-related areas. **(Source: Annual Monitoring Report, 2018-2019)**

Recovery from COVID-19

In **Uganda**, SGP in partnership with The Lion's Share Fund, supported *Enjojo Wildlife Foundation* to support communities dependent on wildlife-based tourism – an industry that generated significant local employment, but has been devastated by COVID-19 travel restrictions impacting not just economic lifelines of local communities but also conservation activities. The grant was directed to carry out beekeeping projects in local communities around the Queen Elizabeth National Park. As a biodiversity hotspot, Queen Elizabeth National Park is famous for its elephants, chimpanzees, and tree-climbing lions and following the onset of the COVID-19 pandemic, there has been a sharp increase in poaching and unsustainable natural resource use. The project supported much-needed employment with installation of over 100 beehives, procurement of equipment (bee-protection gear and harvesting tools), and training on beekeeping as an alternative income source. It also provided an entryway to raise awareness and train community members on the importance of conservation and sustainable natural capital. This approach has increased community resilience by improving livelihood at the challenging time, while at the same time incentivizing local communities to protect wildlife and their habitats and continue to serve as guardians of nature at the frontlines of conservation. **(Source: Annual Monitoring Report, 2020-2021)**

ALIGNMENT OF OP7 COUNTRY PROGRAMME STRATEGY WITH NATIONAL PRIORITIES

GEF STAR 7 funding of USD 738,464 from the GEF Operational focal point of Uganda will be used to finance the national priorities in OP7.

The SDGs recognize that the health of the global commons—the planet’s finite environmental resources, from land and forests to oceans and the atmosphere—is essential for a thriving world. Rooted in its role as a financial mechanism for the Rio Conventions and other multilateral environmental agreements, the GEF is uniquely placed to help buttress Earth’s life support systems. GEF recognizes the importance of tackling complex interdependent local and global challenges in an integrated manner. Its financing, holistic approach and wide network of partners help catalyze innovation and transformational change to provide the stable conditions on Earth. GEF supports multi-stakeholder alliances to take action to preserve threatened ecosystems, boost food security, promote clean energy and help lay the foundation of a more prosperous, climate-resilient world (GEF, 2020).

The OP7 Uganda Country Programme Strategy is based on the aspirations of GEF SGP stakeholders and intricately linked with the United Nations Sustainable Development Goals (SDGs) as it focuses on building local and global partnerships to address global environmental challenges including reducing poverty (SDG 1), achieving food and nutrition security (SDG 2), improving livelihoods (SDG3), sharing lessons learnt and best practices (SDG 4), promoting gender equity by empowering women and vulnerable groups (SDG 5), sustainable management of international waters (SDG 6), ensuring access to environmentally friendly forms of energy (SDG7), sustainably harnessing environmental and biological resources for inclusive economic growth (SDG 8), supporting innovative and impactful community-led projects (SDG 9), harmonizing human settlements with fragile landscapes (SDG 11), ensuring sustainable consumption of biological resources (SDG 12), supporting community-based actions for mitigation and adaptation to climate change impacts (SDG13), conserving and using water resources for sustainable development (SDG 14), promoting sustainable use of terrestrial ecosystems to halt and degradation and reverse biodiversity loss (SDG 15), building capacity of CBOS and NGOs for spurring sustainable development at the grassroots (SDG 16) and strengthening global partnership for sustainable development (SDG 17).

The GEF’s mission to safeguard the global environment by supporting countries in meeting their commitments under multilateral environmental conventions through national, regional and global partnerships is closely aligned with the SDGs and consistent with convention guidance to seek synergies with the implementation of the 2030 Agenda, in particular SDG 13, 14 and 15. In addition, GEF interventions provide important co-benefits that can help countries achieve other SDGs in areas like clean water, gender equality, energy, sustainable cities and responsible consumption and production (GEF, 2017).

GEF has a unique ability to promote complementarity and synergy across the conventions it serves. Therefore, the implementation of OP7 has been aligned with implementation of international conventions such as CBD, UNFCCC, POPs, UNCCD, Minamata Convention and others (Table 2). In addition, OP7 CPS takes cognizance of the fact that Uganda is currently experiencing rapid depletion of environmental resources, which, in addition to ecological challenges, is leading to conflicts in some parts of the country. In response, Uganda government has formulated policies and laws to regulate natural resources use and impacts on the environment to which OP7 CPS is aligned. In order to compliment Uganda’s development efforts, OP7 CPS is aligned to Uganda’s National Development Plan III (National Planning Authority, 2020) and the supporting national polices such as Climate Change Policy 2015, National Environment Management Policy 2015, Forest Policy 2001, Wildlife Policy 2014, Water Policy 1999 that aim to stop and reverse the degradation of environment and natural resources as well as mitigate the effects of climate change on economic growth and livelihood security. The CPS is also linked to Uganda Vision 2040 which calls for development of appropriate adaptation and mitigation strategies on climate change to ensure that the country is sufficiently cushioned from the adverse impact of climate change. At the regional level, The EAC Vision 2050, pillar 3.4 emphasizes sustainable utilization of natural resources, environment management and conservation with enhanced value addition. At the continental level, Aspiration 1, Goal 7 of Africa Union Agenda 2063 calls for measures to sustainably manage biodiversity, forests, land and waters using adaptive measures to address climate change risks. A list of the dates of the country ratification of the relevant Conventions and relevant national planning frameworks is provided in the table below.

List of relevant conventions and national/regional plans or programmes:

Conventions + national planning frameworks	Date of ratification / completion
GEF-7 National Dialogues	
Convention on Biological Diversity (CBD)	June 12, 1992 and September 3, 1993
CBD National Biodiversity Strategy and Action Plan (NBSAP) II	2002, October, 2016
Nagoya Protocol on Access and Benefit-Sharing (ABS)	June 25, 2014
UN Framework Convention on Climate Change (UNFCCC)	September 08, 1993
UNFCCC National Communications (1 st , 2 nd , 3 rd)	October 26, 2002; October 2014
UNFCCC Nationally Appropriate Mitigation Actions (NAMA)	
UNFCCC National Adaptation Plans of Action (NAPA)	May 2015
Nationally Determined Contributions (NDCs) for Paris Accord	October 14 2015
UN Convention to Combat Desertification (UNCCD)	June 25, 1997
UNCCD National Action Programmes (NAP)	2000
Stockholm Convention (SC) on Persistent Organic Pollutants (POPs)	July 20, 2004
SC National Implementation Plan (NIP)	January 13, 2001
Minamata Convention (MC) on Mercury	October 10, 2013
UN 2030 Sustainable Development Goals (SDGs)	September 2015
Voluntary National Reviews (VNRs) for the UN SDGs	July 19, 2016
Strategic Action Programmes (SAPs) for shared international water-bodies (IW): (i) Nile Basin Initiative (ii) Lake Victoria Environment Management Project (iii) Lake Victoria Basin Commission (iv) Lake Victoria Fisheries Organization	February, 1999 August 05, 1994 Signed November 29, 2003 and ratified December 2004 June 30, 1994 and came into force May 24, 1996
National Development Plan I (NDPI)	2010
National Development Plan II (NDPII)	2015
National Development Plan III (NDPIII)	2020
Ramsar Convention	July 04, 1988
Nile Basin Initiative	May 2010

UNDP-implemented Small Grants Programme is delivering integrated results at the country level supporting local level capacities aligned with multiple Multilateral Environmental Conventions. This includes support to work for CBD National Biodiversity Strategy and Action Plan (NBSAP), UNFCCC Nationally Determined Contributions (NDCs), Nationally Appropriate Mitigation Actions (NAMA) and National Adaptation Plans of Action (NAPA), UNCCD National Action Programmes (NAP), and localization of Sustainable Development Goals, amongst many others.

METHODOLOGICAL BASIS OF COUNTRY REPORT

- Results aggregations over time are only for completed projects.
- With SGP's rolling modality, results reflect all ongoing operational phases during the indicated period. Please refer to the total projects completed on the first page for information in this regard.
- The source of reported results is the annual monitoring process, which is part of the annual monitoring requirements for each country programme. Additionally, evaluative evidence sources have also been leveraged, if available for the country programme.
- This results report benefits from extensive quality assurance. All information across all countries in the portfolio is harmonized, verified, and evidenced before being reported. Several layers of this quality assurance have been implemented in the generation of this report and there are no result duplications across years. This point is important not only for a specific unit of measurement (i.e., indicator selected) but also for results aggregation across years in a given operational phase. Reported results include both direct and indirect global-environmental and socio-economic benefits. This is due to SGP's work in two key areas:
 - SGP works towards behavioural change at individual, organizational, and community levels. Social determinants that shape human interaction with the environment play an important role, especially at the community level, as sustainability and the continuation of environmental gains often depend on them. These factors include positive shifts in knowledge, attitudes, practices, social and cultural norms, and conventions. Such interventions shape not only demand but also communication between community leaders and other influencers in promoting the adoption of environmentally friendly behaviours and practices. Often, SGP projects have ripple effects that go well beyond the direct scope of the project, emphasizing the importance of measuring indirect impact.
 - Encouraging Community Action for Environmental Change. For many years, SGP has focused on promoting and supporting local community groups to bring about broader and sustainable environmental change. This approach is a key aspect of SGP's work and recognizes the power of motivated community groups to create significant impact and drive positive transformation. Community group action refers to informal gatherings of individuals and organizations in the community who share a common belief and purpose. It involves taking practical steps over time to address environmental and socioeconomic challenges and creating positive change. This grassroots-level approach relies on the active involvement and empowerment of the community, with the initial efforts acting as a catalyst for further mobilization. By encouraging self-governance and involving those most affected by the issues, community action can extend its influence to more people in the community, underscoring the importance of measuring indirect impact.