



SMALL GRANTS PROGRAMME RESULTS REPORT (FY 2017-2023)

ETHIOPIA



COUNTRY REPORT CARD

FY 2017-2023

PORTFOLIO PROFILE SINCE INCEPTION			
Country Programme Name	Ethiopia		
Year Started	2006		
	GEF	Non-GEF	Total
Number of projects	243	26	269
Grant amount committed	6,823,442	726,250	7,549,692
Project level co-financing in cash	1,211,957	362,354	1,574,311
Project level co-financing in kind	4,482,652	306,980	4,789,632
Total co-financing *	7,090,193		
Source: SGP database as of 2023			
* Total co-financing = Total project level co-financing (in cash and in kind) + Non-GEF grant amount committed			

	July 2016 - June 2017	July 2017 - June 2018	July 2019 - June 2020	July 2020 - June 2021	July 2021 - June 2022	July 2022 - June 2023	Total Value 2016 - 2023
Focal Area Distribution (by completed projects)							
Biodiversity	4	-	-	-	-	-	4
Climate Change	1	-	-	4	1	1	7
Land Degradation	31	3	3	4	1	5	47
Sustainable Forest Management	-	-	7	-	-	-	7
Capacity Development	-	-	-	2	-	-	2
Chemicals and Waste	-	-	-	-	-	2	2
Total Projects Completed	36	3	10	10	2	8	69

Source: Reporting by Country Programme as part of Annual Monitoring Process (2016-2023)

	July 2016 - June 2017	July 2017 - June 2018	July 2018 - June 2019	July 2019 - June 2020	July 2020 - June 2021	July 2021 - June 2022	July 2022 - June 2023	Total Value 2016 - 2023 **
** Kindly note the total values 2016-2023 have undergone comprehensive quality assurance that supports aggregation of results over time. This includes removal of duplicative data over time and/or inclusion of more results based on verification by SGP country teams.								
PROGRESS TOWARDS FOCAL AREA OBJECTIVES								
Biodiversity								
Number of biodiversity projects completed	4	-	-	-	-	-	-	4
Number of Protected Areas (PAs) positively influenced	1	-	-	-	-	-	-	1
Hectares of PAs	105	-	-	-	-	-	-	105
Number of biodiversity-based products sustainably produced	2	-	-	-	-	-	-	2
Number of significant species conserved	3	-	-	-	-	-	-	3
Number of target landscapes/seascapes under improved community conservation and sustainable use	1	-	-	-	-	1	-	2
Hectares of target landscapes/seascapes under improved community conservation and sustainable use	105	-	-	-	-	200	-	305
Climate Change								
Number of climate change projects completed	1	-	-	-	4	1	1	7
Did the country programme address community-level barriers to deployment of low-GHG technologies? (yes/no)	Yes	-	-	-	Yes	-	-	2
Hectares of forests and non-forest lands with restoration and enhancement of carbon stocks initiated through completed projects	15	-	-	-	919	-	-	934
Number of typologies of community-oriented, locally adapted energy access solutions with successful demonstrations or scaling up and replication	1	-	-	-	2	-	-	3

	July 2016 - June 2017	July 2017 - June 2018	July 2018 - June 2019	July 2019 - June 2020	July 2020 - June 2021	July 2021 - June 2022	July 2022 - June 2023	Total Value 2016 - 2023 **
Number of households achieving energy access co-benefits (ecosystem effects, income, health and others)	150	-	-	-	360	-	-	510
Breakdown of projects								
Conservation and enhancement of carbon stocks projects	1	-	-	-	4	-	-	5
Land Degradation								
Number of land degradation projects completed	31	3	-	3	4	1	5	47
Number of community members with improved actions and practices that reduce negative impacts on land uses	9,731	754	-	502	886	2,662	-	14,535
Number of community members demonstrating sustainable land and forest management practices	9,731	754	-	502	886	2,662	-	14,535
Hectares of land brought under improved management practices	5,635	790	-	990	821	200	-	8,436
Number of farmer leaders involved in successful demonstrations of agro-ecological practices	875	21	-	-	-	-	45	941
Number of farmer organizations, groups or networks disseminating climate-smart agroecological practices	12	3	-	-	-	2	-	17
Sustainable Forest Management								
Number of sustainable forest management projects completed	-	-	-	7	-	-	-	7
Hectares restored through improved forest management practices	-	-	-	489	-	-	-	489
Chemicals and Waste								
Number of chemicals and waste projects completed	-	-	-	-	-	-	2	2
Solid Waste avoided from open burning (kg)	-	-	-	-	-	-	2,000	2,000

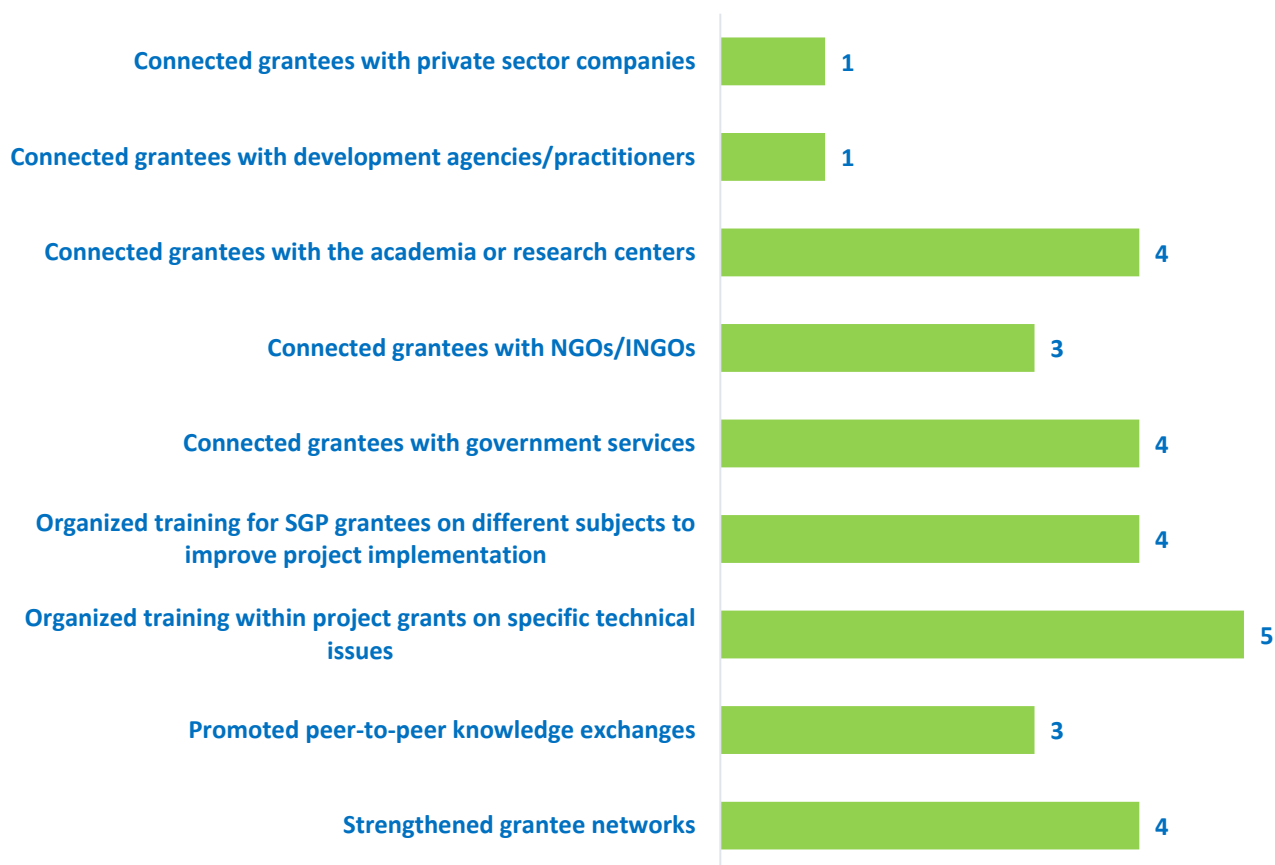
	July 2016 - June 2017	July 2017 - June 2018	July 2018 - June 2019	July 2019 - June 2020	July 2020 - June 2021	July 2021 - June 2022	July 2022 - June 2023	Total Value 2016 - 2023 **
Number of national coalitions and networks on chemicals and waste management established or strengthened	-	-	-	-	-	-	1	1
Community-Based Tools/Approaches Deployed as Part of the Portfolio								
Organic farming	-	-	-	-	-	-	Yes	1
Solid waste management (reduce, reuse, and recycle)	-	-	-	-	-	-	Yes	1
Awareness raising and capacity development	-	-	-	-	Yes	-	Yes	2
Capacity Development								
Number of capacity development projects completed	-	-	-	-	2	-	-	2
Number of people with improved capacities to address global environmental issues at the community level	-	-	-	-	2,500	-	-	2,500
GRANTMAKER PLUS								
CSO-Government Dialogue								
Number of CSO-government dialogues supported	-	-	-	-	3	-	-	3
Number of CSO/CBO representatives involved in the dialogues	-	-	-	-	30	-	-	30
Gender								
Number of gender responsive completed projects	36	3	-	8	10	2	8	67
Number of completed projects led by women	4	-	-	-	-	1	3	8
Programme Management: NSC gender focal point (yes/no)	Yes	Yes	Yes	Yes	Yes	Yes	Yes	7
Youth								
Number of completed projects that included youth	36	3	-	7	4	1	-	51
Number of youth organizations	4	-	-	-	-	-	-	4

	July 2016 - June 2017	July 2017 - June 2018	July 2018 - June 2019	July 2019 - June 2020	July 2020 - June 2021	July 2021 - June 2022	July 2022 - June 2023	Total Value 2016 - 2023 **
Programme Management: NSC youth focal point (yes/no)	Yes	Yes	-	Yes	Yes	-	-	4
BROADER ADOPTION (Scaling up, Replication, Policy Influence, Improving Livelihoods)								
Projects improving livelihoods of communities	36	-	-	8	10	2	8	64
PROGRAMME EFFECTIVENESS								
Peer-to-peer exchanges conducted	7	2	-	-	2	-	-	11
Community-level trainings conducted	5	2	-	-	-	-	2	9
Number of projects monitored through field visits	51	15	23	35	25	18	31	198
PROGRAMME MANAGEMENT								
National Steering Committee								
Number of NSC meetings occurred during the reporting period	4	2	4	6	4	4	4	28
Average number of NSC members that participated in each NSC meeting	85	6	7	7	7	7	7	18

GRAPHICAL REPRESENTATION OF KEY RESULTS

Interpreting the Green Bars in Graphs: The presence of green bars indicates the number of years that the country programme has achieved specific results. If a green bar is absent, it signifies that while the associated result is not observed in the country programme, it is still evident in the overall aggregated SGP portfolio.

Number of Years Country Programme Deployed Capacity Development Strategies (Over 7-year reporting period from 2017-2023)



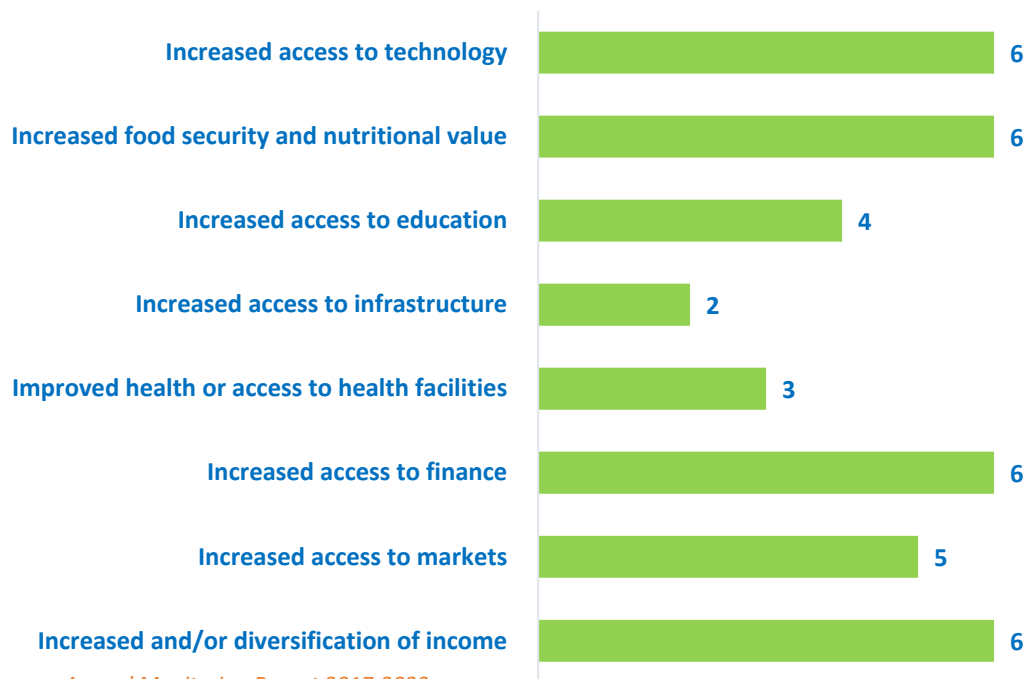
Source: Annual Monitoring Report 2017-2023

**Number of Years Country Programme Deployed Gender Mainsreaming Strategies
(Over 7-year reporting period from 2017-2023)**



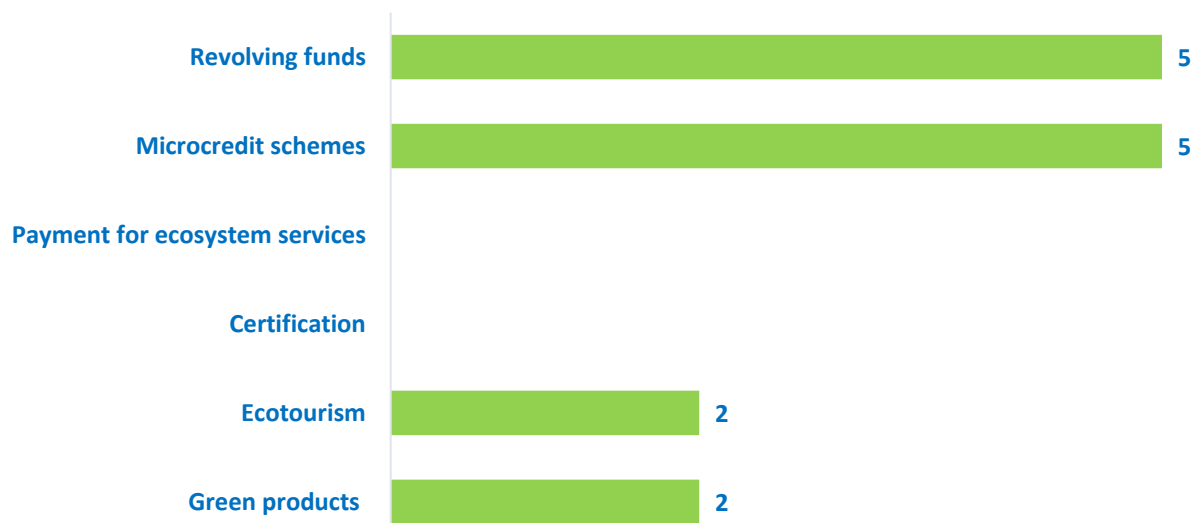
Source: Annual Monitoring Report 2017-2023

**Number of Years Country Programme Deployed Strategies to Improve Community Livelihoods and Quality of Life
(Over 7-year reporting period from 2017-2023)**



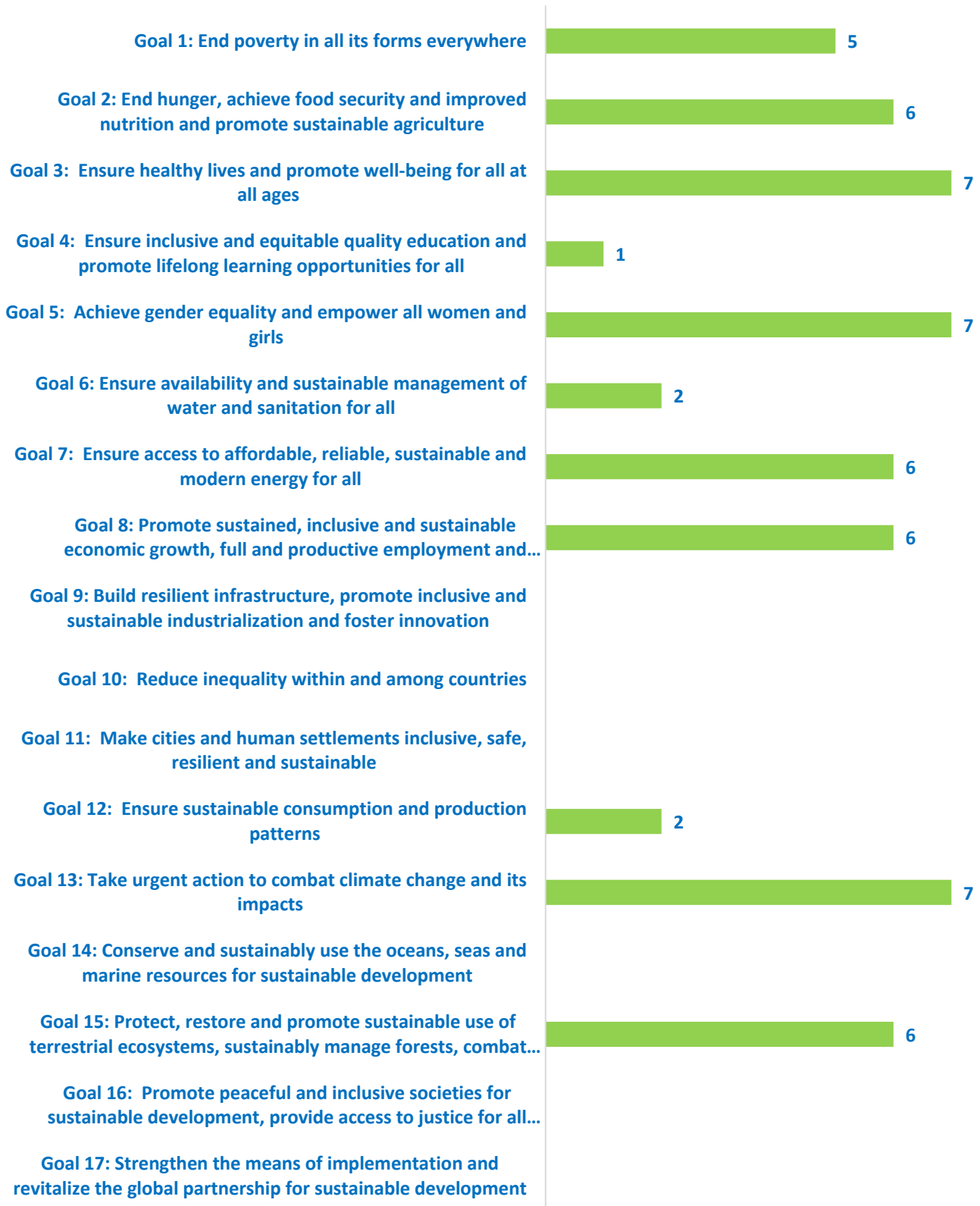
Source: Annual Monitoring Report 2017-2023

**Number of Years Country Programme Deployed Market-based and Financial Mechanisms to Improve Community Livelihoods
(Over 7-year reporting period from 2017-2023)**



Source: Annual Monitoring Report 2017-2023

**Number of Years Country Programme Addressed Sustainable Development Goals
(Over 7-year reporting period from 2017-2023)**



Source: Annual Monitoring Report 2017-2023

EXAMPLES OF PROJECT RESULTS

Climate Change

In **Ethiopia**, SGP supported grantee *Garsana Siso Arenguade Limate Cooperative* in a project intended to promote climate-smart agroecology practices that ensure farmers' resilience to climate change shocks at the household level. Farmers in the country are highly affected by droughts, rainfall variability, and extreme heat that cause loss of farmland productivity, food insecurity, and loss of soil fertility. To this end, this initiative focused on poultry management, water harvesting technology, irrigation systems, and climate proven crop seed production and management to boost farmers' resilience to climate change shocks. As a result, the livelihoods of 225 farmers have been improved and the community has rehabilitated 445.5 ha of degraded land through integrated land management activities. 1,900 M3 Gabion Check dam, 1,211 M3 Sandbag check dam, and 11 km Soil bund were also constructed to protect the land from erosion. In addition, fuel-efficient cooking stoves were produced, reducing the pressure on the forest due to firewood consumption. **(Source: Annual Monitoring Report, 2020-2021)**

Land Degradation

In **Ethiopia**, SGP supported the communities of Gendeguda, which are extremely prone to natural disasters and food insecurity, in the rehabilitation and conservation of the forests and the associated biodiversity. These groups are located in the Bishanbehe Rural Kebele of Dire Dawa Administration an area at 29 Km from Dire Dawa town in the Eastern part of Ethiopia. The forest vegetation of the project area has been decreasing recently, due to deforestation caused by grazing, agricultural cultivation and collection of wood for fuel. To this end, the initiative focused on reducing the current deforestation while also rehabilitating the forest and related carbon stocks by introducing sustainable forest management practices. The existing community owned nursery was expanded and improved to 630 sq/m to deliver a number of seedlings to the target groups; a total of 6250 trees & forage seedlings were required for the re-forestation; and a total of 6470 improved fruit, mostly Papaya and Coffee seedlings, were produced and distributed to generate income. Quarterly and regular monitoring and evaluation work was also undertaken by the community representatives and other key stakeholders. Furthermore, the project also strengthened and empowered the local communities in forest conservation and sustainable livelihood through capacity building and awareness training. **(Source: Annual Monitoring Report, 2017-2018)**

Capacity Development

In **Ethiopia**, with support from SGP, *Centre for Development and Capacity Building* designed a project that involved multi-level and multi-stakeholder partnerships to preserve the biodiversity of Lake Dembel, which has been threatened by pollution and over-abstraction of water. The ultimate objective was to decrease the chances of extinction of the endemic species through the introduction of holistic and integrated watershed management. Multi-stakeholder and multi-level dialogues between local community, local government and private sector were the key strategy applied to achieve the objective. In addition, a youth group undertook integrated watershed management by engaging in income-generating activities, business plan development and natural resource management. To this end, 570 people (240 females and 330 males) took part in a capacity building training to learn about the impact of local land use practice to the Lake and its biodiversity. This increasing interest in natural resource conservation on both a regional and national level represents a great opportunity to integrate this intervention with the buffer zone development and managements. **(Source: Annual Monitoring Report, 2020-2021)**

ALIGNMENT OF OP7 COUNTRY PROGRAMME STRATEGY WITH NATIONAL PRIORITIES

The GEF SGP has been supporting projects of CBOs and CSOs designed to improve the livelihood of the community and contribute positively to the local and global environment through local actions. The projects were designed to fully align with the national priorities. The implementation of the projects with high community acceptance and replicability shows that the projects have high local, national and global significance. Among others, conservation of landraces through farmers' seed multiplication activities increases agro biodiversity, which is the core objective of the Ethiopian Biodiversity Institute (EBI) as part of its commitment of implementing Conservation on Biological Diversity (CBD). The rehabilitation of degraded lands through area closures and establishment of nursery sites for seedling production enhanced landscape greening for carbon sequestration and environmental co-benefits. Sustainable forest management is one of the priorities that contributes to the restoration of bio diversities and GHG emission reduction in the country / landscapes and contributes to the global impacts.

These interventions are complementary to the REDD+ initiatives supported by the World Bank and UNDP (WB REDD+ and UN-REDD), and the government initiatives that have been recognized in the CRGE strategy and Nationally Determined Contribution (NDC).

Ethiopia submitted its NDC to the UNFCCC as a contribution to its commitment to mitigate adverse climate change impacts. SGP has supported projects on Climate Smart Agro- ecological practices which significantly contributes to and aligned with NDC and GTP II of the country. Multi-sectorial interventions for livelihood improvement such as bee keeping, poultry production small ruminant animal management and oxen fattening combined with area closure are complementary to the Government programmes that intended to enhance livelihood improvements and climate change mitigations.

List of relevant conventions and national/regional plans or programmes:

Conventions + national planning frameworks	Date of ratification / completion
GEF-7 National Dialogues	Convened in April 2019
Convention on Biological Diversity (CBD)	Ethiopia signed in 1993, ratified it in May 1994 (proc. 98/1994. CBD Signed 5 June 1992, parties 196; signatories 168; effective as of 29 Dec 1993
CBD National Biodiversity Strategy and Action Plan (NBSAP)	Ethiopian NBSAP December 2005, Addis Ababa, Ethiopia.
Nagoya Protocol on Access and Benefit-Sharing (ABS)	Adopted on 29 Oct 2010, Interred into force on 12 Oct 2014
UN Framework Convention on Climate Change (UNFCCC)	Opened for signature on May 1992, entered in to force on 21 March 1994, as of March 2014 has 196 parties.
UNFCCC National Communications (1 st , 2 nd , 3 rd)	second national communication 2015.
UNFCCC Nationally Appropriate Mitigation Actions (NAMA)	Negotiations pursuant to the Bali action plan concluded at cop 18 in Doha
UNFCCC National Adaptation Plans of Action (NAPA)	As of Dec 2008, UNFCCC secretariat received NAPAS from all LDC; Ethiopia's NAPA received on June 2008
Nationally Determined Contributions (NDCs) for Paris Accord	Submitted to the UNFCC in 2015
UN Convention to Combat Désertification (UNCCD)	Parties 196; drafted 17 June 1994; signed 14 October 1994; effective 26 December 1996.
UNCCD National Action Programmes (NAP)	Ethiopia developed the National Action Programme to Combat desertification in 1998
Stockholm Convention (SC) on Persistent Organic Pollutants (POPs)	Signed in 2001; effective from May 2004
SC National Implémentation Plan (NIP)	Eth declare for transmission of NIP on 17 may 2006; transmitted nip on 9 mar 2007
Minamata Convention (MC) on Mercury	Opened for signature at Kumamoto 10 and 11 October 2013 and thereafter at the United Nations Headquarters in New York until 9 October 2014. Ethiopia singed on 10/10/2013. But subject to ratification
UN 2030 Sustainable Development Goals (SDGs)	Adopted by all United Nations Member States in 2015 with 17 goals.
Voluntary National Reviews (VNRs) for the UN SDGs	Ethiopia has submitted the VNR report to HLPF in 2017
Strategic Action Programmes (SAPs) for shared international waterbodies (IW) ³	In 1995, the GEF Council-approved Operational Strategy (strategic action programmes, SAPs) for shared international waterbodies.
Intended Nationally Determined Contributions (INDC)	Submitted to the UNFCC in 2015
National Adaptation Plan of Ethiopia (NAP-E)	Prepared in 2017

UNDP-implemented Small Grants Programme is delivering integrated results at the country level supporting local level capacities aligned with multiple Multilateral Environmental Conventions. This includes support to work for CBD National Biodiversity Strategy and Action Plan (NBSAP), UNFCCC Nationally Determined Contributions (NDCs), Nationally Appropriate Mitigation Actions (NAMA) and National Adaptation Plans of Action (NAPA), UNCCD National Action Programmes (NAP), and localization of Sustainable Development Goals, amongst many others.

METHODOLOGICAL BASIS OF COUNTRY REPORT

- Results aggregations over time are only for completed projects.
- With SGP's rolling modality, results reflect all ongoing operational phases during the indicated period. Please refer to the total projects completed on the first page for information in this regard.
- The source of reported results is the annual monitoring process, which is part of the annual monitoring requirements for each country programme. Additionally, evaluative evidence sources have also been leveraged, if available for the country programme.
- This results report benefits from extensive quality assurance. All information across all countries in the portfolio is harmonized, verified, and evidenced before being reported. Several layers of this quality assurance have been implemented in the generation of this report and there are no result duplications across years. This point is important not only for a specific unit of measurement (i.e., indicator selected) but also for results aggregation across years in a given operational phase. Reported results include both direct and indirect global-environmental and socio-economic benefits. This is due to SGP's work in two key areas:
 - SGP works towards behavioural change at individual, organizational, and community levels. Social determinants that shape human interaction with the environment play an important role, especially at the community level, as sustainability and the continuation of environmental gains often depend on them. These factors include positive shifts in knowledge, attitudes, practices, social and cultural norms, and conventions. Such interventions shape not only demand but also communication between community leaders and other influencers in promoting the adoption of environmentally friendly behaviours and practices. Often, SGP projects have ripple effects that go well beyond the direct scope of the project, emphasizing the importance of measuring indirect impact.
 - Encouraging Community Action for Environmental Change. For many years, SGP has focused on promoting and supporting local community groups to bring about broader and sustainable environmental change. This approach is a key aspect of SGP's work and recognizes the power of motivated community groups to create significant impact and drive positive transformation. Community group action refers to informal gatherings of individuals and organizations in the community who share a common belief and purpose. It involves taking practical steps over time to address environmental and socioeconomic challenges and creating positive change. This grassroots-level approach relies on the active involvement and empowerment of the community, with the initial efforts acting as a catalyst for further mobilization. By encouraging self-governance and involving those most affected by the issues, community action can extend its influence to more people in the community, underscoring the importance of measuring indirect impact.