



# SMALL GRANTS PROGRAMME RESULTS REPORT (FY 2017-2023)

---

KYRGYZSTAN



# COUNTRY REPORT CARD

## FY 2017-2023

PORTFOLIO PROFILE SINCE INCEPTION			
Country Programme Name	Kyrgyzstan		
Year Started	2002		
	<b>GEF</b>	<b>Non-GEF</b>	<b>Total</b>
Number of projects	290	34	<b>324</b>
Grant amount committed	4,570,549	879,289	<b>5,449,838</b>
Project level co-financing in cash	1,955,816	681,319	<b>2,637,135</b>
Project level co-financing in kind	2,882,716	155,440	<b>3,038,156</b>
Total co-financing *	<b>6,554,580</b>		
Source: SGP database as of 2023			
* Total co-financing = Total project level co-financing (in cash and in kind) + Non-GEF grant amount committed			

	July 2020 - June 2021	July 2021 - June 2022	Total Value 2016 - 2023
<b>Focal Area Distribution (by completed projects)</b>			
Biodiversity	1	8	9
Climate Change	-	1	1
Capacity Development	-	1	1
<b>Total Projects Completed</b>	<b>1</b>	<b>10</b>	<b>11</b>

Source: Reporting by Country Programme as part of Annual Monitoring Process (2016-2023)

	July 2018 - June 2019	July 2019 - June 2020	July 2020 - June 2021	July 2021 - June 2022	July 2022 - June 2023	Total Value 2016 - 2023 **
** Kindly note the total values 2016-2023 have undergone comprehensive quality assurance that supports aggregation of results over time. This includes removal of duplicative data over time and/or inclusion of more results based on verification by SGP country teams.						
<b>PROGRESS TOWARDS FOCAL AREA OBJECTIVES</b>						
<b>Biodiversity</b>						
Number of biodiversity projects completed	-	-	1	8	-	9
Number of Protected Areas (PAs) positively influenced	-	-	1	4	-	5
Hectares of PAs	-	-	4,314,400	73,554	-	4,387,954
Number of biodiversity-based products sustainably produced	-	-	-	2	-	2
Number of significant species conserved	-	-	1	3	-	4
Number of target landscapes/seascapes under improved community conservation and sustainable use	-	-	-	1	-	1
Hectares of target landscapes/seascapes under improved community conservation and sustainable use	-	-	-	7	-	7
<b>Climate Change</b>						
Number of climate change projects completed	-	-	-	1	-	1
Hectares of forests and non-forest lands with restoration and enhancement of carbon stocks initiated through completed projects	-	-	-	10	-	10
<b>Breakdown of projects</b>						
Low carbon technology and renewable energy projects	-	-	-	4	-	4
Energy efficiency solutions projects	-	-	-	1	-	1

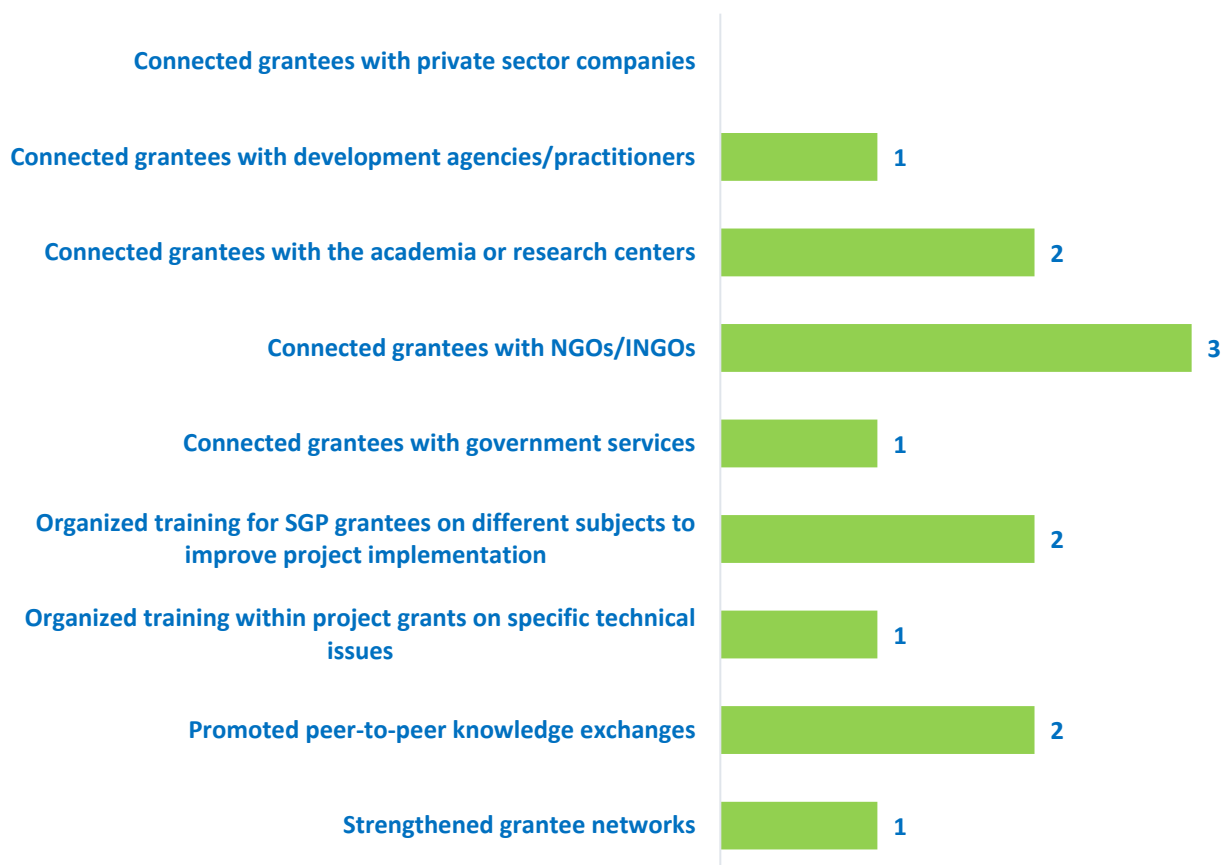
	July 2018 - June 2019	July 2019 - June 2020	July 2020 - June 2021	July 2021 - June 2022	July 2022 - June 2023	Total Value 2016 - 2023 **
<b>Land Degradation</b>						
Number of community members with improved actions and practices that reduce negative impacts on land uses	-	-	-	123	-	123
Number of community members demonstrating sustainable land and forest management practices	-	-	-	123	-	123
Hectares of land brought under improved management practices	-	-	-	7	-	7
Number of farmer leaders involved in successful demonstrations of agro-ecological practices	-	-	-	5	-	5
<b>Capacity Development</b>						
Number of capacity development projects completed	-	-	-	1	-	1
<b>GRANTMAKER PLUS</b>						
<b>CSO-Government Dialogue</b>						
Number of CSO-government dialogues supported	-	-	-	1	-	1
Number of CSO/CBO representatives involved in the dialogues	-	-	-	37	-	37
<b>Gender</b>						
Number of gender responsive completed projects	-	-	-	7	-	7
Number of completed projects led by women	-	-	-	4	-	4
Programme Management: NSC gender focal point (yes/no)	-	Yes	Yes	Yes	Yes	4
<b>Indigenous Peoples</b>						
Programme Management: NSC IP focal point (yes/no)	-	-	-	Yes	-	1

	July 2018 - June 2019	July 2019 - June 2020	July 2020 - June 2021	July 2021 - June 2022	July 2022 - June 2023	Total Value 2016 - 2023 **
<b>Youth</b>						
Number of completed projects that included youth	-	-	1	3	-	4
Number of youth organizations	-	-	1	5	-	6
Programme Management: NSC youth focal point (yes/no)	-	Yes	Yes	Yes	Yes	4
<b>BROADER ADOPTION (Scaling up, Replication, Policy Influence, Improving Livelihoods)</b>						
Projects with policy influence	-	-	-	1	-	1
Projects improving livelihoods of communities	-	-	-	6	-	6
<b>PROGRAMME EFFECTIVENESS</b>						
Peer-to-peer exchanges conducted	-	-	-	-	6	6
Community-level trainings conducted	-	-	-	-	21	21
Number of projects monitored through field visits	1	10	11	10	14	46
<b>PROGRAMME MANAGEMENT</b>						
<b>National Steering Committee</b>						
Number of NSC meetings occurred during the reporting period	-	3	3	2	2	10
Average number of NSC members that participated in each NSC meeting	-	9	8	7	7	8

## GRAPHICAL REPRESENTATION OF KEY RESULTS

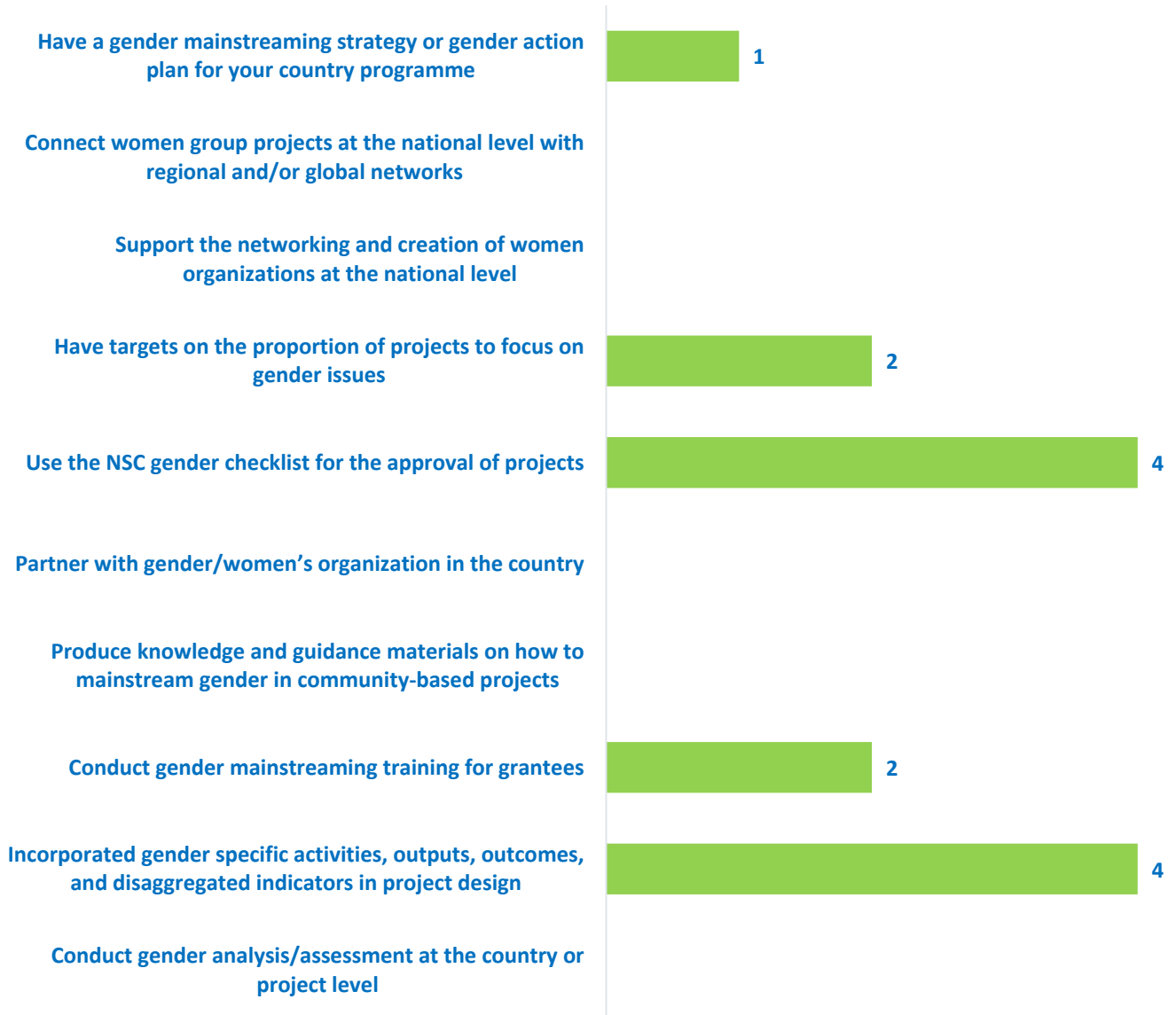
Interpreting the Green Bars in Graphs: The presence of green bars indicates the number of years that the country programme has achieved specific results. If a green bar is absent, it signifies that while the associated result is not observed in the country programme, it is still evident in the overall aggregated SGP portfolio.

### Number of Years Country Programme Deployed Capacity Development Strategies (Over 7-year reporting period from 2017-2023)



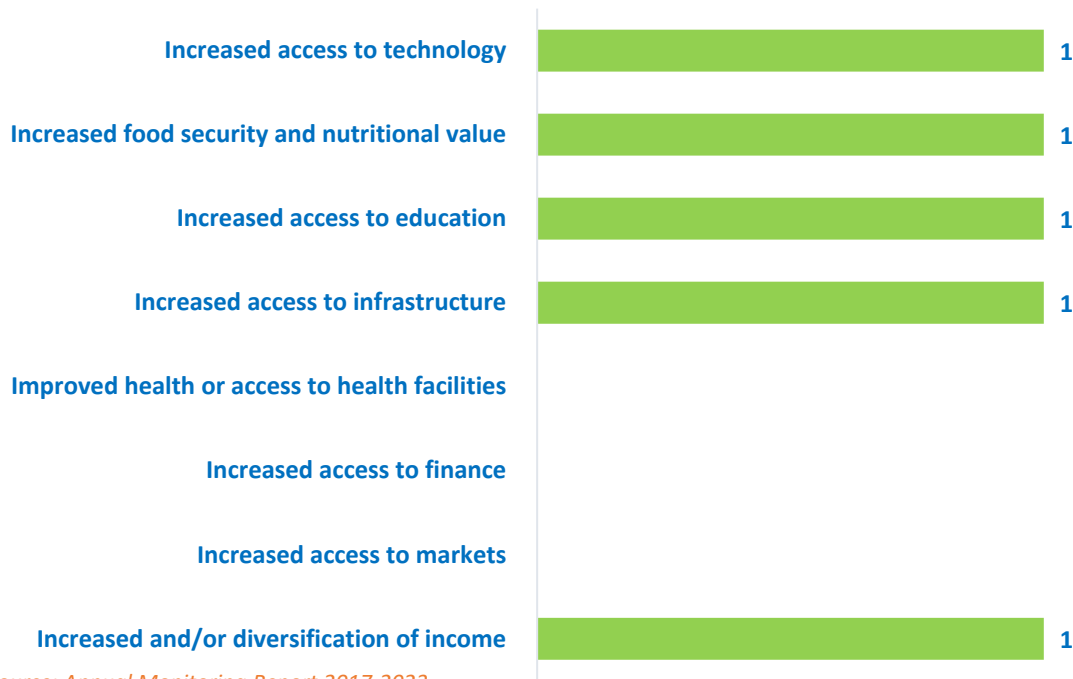
Source: Annual Monitoring Report 2017-2023

**Number of Years Country Programme Deployed Gender Mainsreaming Strategies  
(Over 7-year reporting period from 2017-2023)**



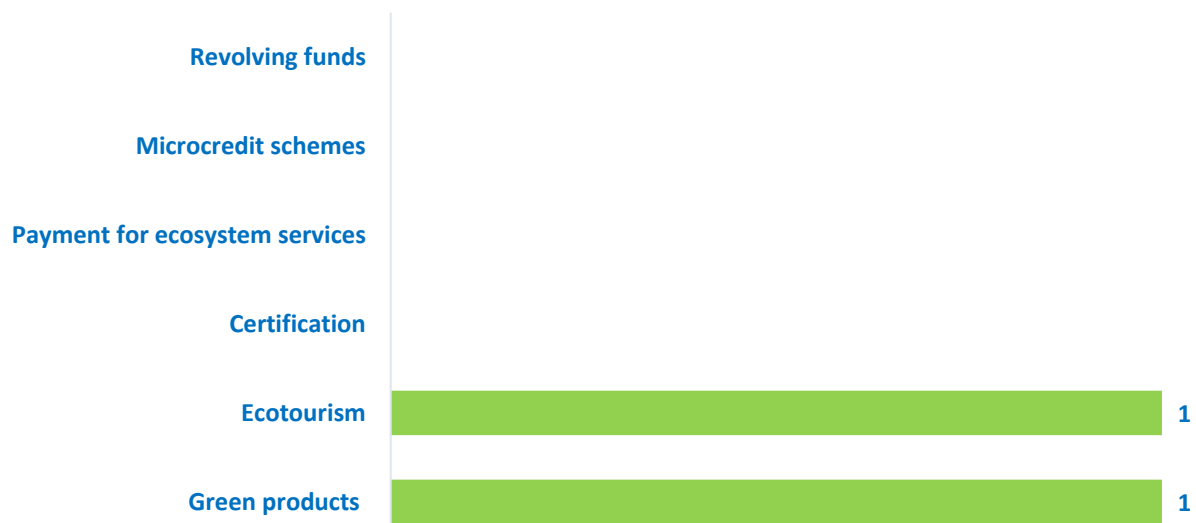
Source: Annual Monitoring Report 2017-2023

**Number of Years Country Programme Deployed Strategies to Improve Community Livelihoods and Quality of Life  
(Over 7-year reporting period from 2017-2023)**



Source: Annual Monitoring Report 2017-2023

**Number of Years Country Programme Deployed Market-based and Financial Mechanisms to Improve Community Livelihoods  
(Over 7-year reporting period from 2017-2023)**



Source: Annual Monitoring Report 2017-2023



**Number of Years Country Programme Addressed Sustainable Development Goals  
(Over 7-year reporting period from 2017-2023)**



Source: Annual Monitoring Report 2017-2023

## EXAMPLES OF PROJECT RESULTS

### Biodiversity

In **Kyrgyzstan**, SGP supported grantee *Public Association “Issyk-Kul Pond” (PA IKP)*, in a project aimed at saving the population of endemic Issyk-Kul fishes, chebak and chebachock, through practical research on artificial and semi-artificial reproduction to reforest the fishes’ population in the lake. In order to fully implement this study, equipment was purchased and installed at the facilities of the grantee, and literature reviews and interviews were conducted to analyze previous attempts to create a successful reproduction method. As the study developed, PA IKP produced about 100 000 hatchlings of Issyk-Kul chebak and released them into the lake. A campaign on increasing awareness of people on protecting fish in Issyk-Kul Lake also helped to attract the interest of more than 500 young people to biodiversity conservation. The success of this project has been highly determined by the dedication and experience of the grantee in fish breeding and fish farmers’ needs, as well as the support received from the Biology Institute of the National academy of science and local government administrations. **(Source: Annual Monitoring Report, 2020-2021)**

### Climate Change

In 2021, **Kyrgyzstan** submitted its Nationally Determined Contribution (NDC) report with updated commitments to climate change mitigation. In order to mobilize civil society and make their voices heard throughout the development of the NDC report, the *Aarhus Center* implemented a project that helped consolidate inputs from civil society. Over 4,000 people, the majority of whom were women and youth, attended meetings and round table discussions on the NDC and its specific sections across three provinces and the nation’s capital. As a result, experts collected over 100 recommendations that were presented to the NDC Work Force under the Government of the Kyrgyz Republic. 33 civil society representatives received training on monitoring, reporting, and verifying climate change mitigation. This would allow civil society to continue participating in further dialogues with the government on matters relating to climate change mitigation and adaptation. In addition, a video was produced and made available to the public in Kyrgyz and Russian, as well as posters and flyers. As a result, the public increased their knowledge in updating the NDCs, the goals and key provisions of the Paris Agreement, as well as the basic climate indicators of the country. The general public was made aware of the country’s commitments reflected in the updated NDCs that were submitted to the United Nations Framework Convention on Climate Change (UNFCCC) Secretariat, as well as about the actions that the civil society could take to support the implementation of the NDCs. **(Source: Annual Monitoring Report, 2021-2022)**

## ALIGNMENT OF OP7 COUNTRY PROGRAMME STRATEGY WITH NATIONAL PRIORITIES

List of relevant conventions and national/regional plans or programmes:

Conventions + national planning frameworks	Date of ratification / completion
GEF-7 National Dialogues	
UN Convention on Biological Diversity (CBD)	Law of the Kyrgyz Republic #40, 26.07.1996
Priorities on biodiversity conservation in the Kyrgyz Republic until 2024 and the Action plan for implementing Priorities on biodiversity conservation in the Kyrgyz Republic for the period of 2014-2020.	Decree of the Government of the Kyrgyz Republic #131, 17 March 2014.
Nagoya Protocol on Access and Benefit-Sharing (ABS)	Law of the Kyrgyz Republic on joining of the country to the Nagoya Protocol and Access and Benefit-Sharing, 05.02.2015
UN Framework Convention on Climate Change (UNFCCC)	Law of the Kyrgyz Republic #11, 14.01.2000
UNFCCC National Communications (1 <sup>st</sup> , 2 <sup>nd</sup> , 3 <sup>rd</sup> )	1 <sup>st</sup> National Communication - 2003, 2 <sup>nd</sup> National Communication - 2009, 3 <sup>rd</sup> National Communication - 2016
UNFCCC Nationally Appropriate Mitigation Actions (NAMA)	Decree of the Government of the Kyrgyz Republic #549, 02.10.2013
UNFCCC National Adaptation Plans of Action (NAPA) Climate Change Adaptation Programme and Action Plan for 2015-2017 for the Forest and Biodiversity Sector	These regulations are covered in the Decree of the Government of the Kyrgyz Republic #131, 17.03.2014, and The Programme on Sustainable Development of Kyrgyz Republic adopted by the Decree of the Government of the Kyrgyz Republic #218, 30.04.2013

Paris Agreement on global climate change action Nationally Determined Contributions (NDCs) for Paris Accord	Ratified by the Parliament of the Kyrgyz Republic, Law # 125, 11.11.2019
UN Convention to Combat Desertification (UNCCD)	Law of the Kyrgyz Republic #85, 21.07.1999
UNCCD National Action Programmes (NAP)	The first UNCCD NAP was adopted by the Ministry of Agriculture and Melioration of the Kyrgyz Republic on 08.12.2000 The second UNCCD NAP for 2015-2020 was adopted by the Ministry of Agriculture and Melioration of Kyrgyz Republic in 2014
Stockholm Convention (SC) on Persistent Organic Pollutants (POPs)	Law of the Kyrgyz Republic #114 from 19.07.2006
SC National Implementation Plan (NIP)	Decree of the Government of the Kyrgyz Republic #371-p, 03.07.2006
Minamata Convention (MC) on Mercury	(has not been ratified yet)
UN 2030 Sustainable Development Goals (SDGs)	Decree of the Government of the Kyrgyz Republic #867 on Coordination Committee on adaptation, implementation and monitoring of SDGs from 22.12.2015 with editions #475 from 02.09.2016
	Decree of the President of Kyrgyz Republic #221 on National sustainable development strategy for 2018-2040 from 31.10.2018
Voluntary National Reviews (VNRs) for the UN SDGs	Developed and presented in July 2020 by the Ministry of Economy of the Kyrgyz Republic
Strategic Action Programmes (SAPs) for shared international waterbodies (IW) <sup>3</sup>	Law of Kyrgyz Republic #76 on Interstate use of water bodies from 23.07.2001 Code of Kyrgyz Republic #8 Water Code from 12.01.2005 Decree of Government of Kyrgyz Republic #369-p On Kyrgyz-Kazakh commission of on interstate water equipment use from 30.06.2006

Aarhus Convention on access to information, public participation in decision making and access to justice in environmental matters	Law of Kyrgyz Republic #5 from 12.01.2001
Bonn convention on the conservation of migratory species of wild animals	Law of Kyrgyz Republic #205 from 22.11.2013
Vienna Convention for the protection of ozone layer	Law of Kyrgyz Republic #16 from 15.01.2000
Ramsar Convention on wetlands of international importance	Law of Kyrgyz Republic #54 from 10.04.2002
The Cartagena Protocol on Biosafety	Law of Kyrgyz Republic #140 from 06.08.2005
Basel Convention on the Control of Transboundary Movements of Hazardous Wastes and Their Disposal	Decree of the Parliament of Kyrgyz Republic #304-1 from 18.01.1996
Rotterdam Convention on the Prior Informed Consent Procedure for Certain Hazardous Chemicals and Pesticides in International Trade	Law of Kyrgyz Republic #15 from 15.01.2000
Convention on International Trade in Endangered Species of Wild Fauna and Flora (CITES)	Law of Kyrgyz Republic #192 from 30.11.2006
Convention on Environmental Impact Assessment in a Transboundary Context (UNECE)	Law of Kyrgyz Republic #6 from 12.01.2001
Convention on Long-Range Transboundary Air Pollution	Law of Kyrgyz Republic #11 from 14.01.2000
National Strategy of Snow Leopard Conservation in Kyrgyz Republic for 2013-2023	Decree of Government of Kyrgyz Republic #732 from 19.10.1012
Concept of Environmental Safety of Kyrgyz Republic	Decree of President of Kyrgyz Republic #506 from 23.11.2007

UNDP-implemented Small Grants Programme is delivering integrated results at the country level supporting local level capacities aligned with multiple Multilateral Environmental Conventions. This includes support to work for CBD National Biodiversity Strategy and Action Plan (NBSAP), UNFCCC Nationally Determined Contributions (NDCs), Nationally Appropriate Mitigation Actions (NAMA) and National Adaptation Plans of Action (NAPA), UNCCD National Action Programmes (NAP), and localization of Sustainable Development Goals, amongst many others.

## METHODOLOGICAL BASIS OF COUNTRY REPORT

- Results aggregations over time are only for completed projects.
- With SGP's rolling modality, results reflect all ongoing operational phases during the indicated period. Please refer to the total projects completed on the first page for information in this regard.
- The source of reported results is the annual monitoring process, which is part of the annual monitoring requirements for each country programme. Additionally, evaluative evidence sources have also been leveraged, if available for the country programme.
- This results report benefits from extensive quality assurance. All information across all countries in the portfolio is harmonized, verified, and evidenced before being reported. Several layers of this quality assurance have been implemented in the generation of this report and there are no result duplications across years. This point is important not only for a specific unit of measurement (i.e., indicator selected) but also for results aggregation across years in a given operational phase. Reported results include both direct and indirect global-environmental and socio-economic benefits. This is due to SGP's work in two key areas:
  - SGP works towards behavioural change at individual, organizational, and community levels. Social determinants that shape human interaction with the environment play an important role, especially at the community level, as sustainability and the continuation of environmental gains often depend on them. These factors include positive shifts in knowledge, attitudes, practices, social and cultural norms, and conventions. Such interventions shape not only demand but also communication between community leaders and other influencers in promoting the adoption of environmentally friendly behaviours and practices. Often, SGP projects have ripple effects that go well beyond the direct scope of the project, emphasizing the importance of measuring indirect impact.
  - Encouraging Community Action for Environmental Change. For many years, SGP has focused on promoting and supporting local community groups to bring about broader and sustainable environmental change. This approach is a key aspect of SGP's work and recognizes the power of motivated community groups to create significant impact and drive positive transformation. Community group action refers to informal gatherings of individuals and organizations in the community who share a common belief and purpose. It involves taking practical steps over time to address environmental and socioeconomic challenges and creating positive change. This grassroots-level approach relies on the active involvement and empowerment of the community, with the initial efforts acting as a catalyst for further mobilization. By encouraging self-governance and involving those most affected by the issues, community action can extend its influence to more people in the community, underscoring the importance of measuring indirect impact.