



**SGP** The GEF  
Small Grants  
Programme



# SMALL GRANTS PROGRAMME RESULTS REPORT (FY 2017-2023)

---

**FIJI**



# COUNTRY REPORT CARD

## FY 2017-2023

PORTFOLIO PROFILE SINCE INCEPTION			
Country Programme Name	Fiji		
Year Started	2005		
	<b>GEF</b>	<b>Non-GEF</b>	<b>Total</b>
Number of projects	164	46	<b>210</b>
Grant amount committed	5,107,800	1,322,936	<b>6,430,736</b>
Project level co-financing in cash	853,752	135,829	<b>989,581</b>
Project level co-financing in kind	2,701,683	585,722	<b>3,287,405</b>
Total co-financing *	<b>5,599,922</b>		
Source: SGP database as of 2023			
* Total co-financing = Total project level co-financing (in cash and in kind) + non-GEF grant amount committed			

	July 2017 - June 2018	July 2018 - June 2019	July 2019 - June 2020	July 2020 - June 2021	July 2021 - June 2022	July 2022 - June 2023	Total Value 2016 - 2023
<b>Focal Area Distribution (by completed projects)</b>							
Biodiversity	2	-	1	1	1	-	5
Climate Change	2	-	-	-	-	-	2
Land Degradation	-	1	1	3	-	4	9
Capacity Development	-	1	1	1	-	2	5
International Waters	-	-	-	1	-	-	1
Chemicals and Waste	-	-	-	1	1	-	2
<b>Total Projects Completed</b>	<b>4</b>	<b>2</b>	<b>3</b>	<b>7</b>	<b>2</b>	<b>6</b>	<b>24</b>

Source: Reporting by Country Programme as part of Annual Monitoring Process (2016-2023)

	July 2017 - June 2018	July 2018 - June 2019	July 2019 - June 2020	July 2020 - June 2021	July 2021 - June 2022	July 2022 - June 2023	Total Value 2016 - 2023 **
** Kindly note figures in column "Total Value 2016-2023" have undergone comprehensive quality assurance that supports aggregation of results over time. This includes removal of duplicative data over time and/or inclusion of more results based on verification by SGP country teams.							
<b>PROGRESS TOWARDS FOCAL AREA OBJECTIVES</b>							
<b>Biodiversity</b>							
Number of biodiversity projects completed	2	-	1	1	1	-	5
Number of Protected Areas (PAs) positively influenced	-	-	-	-	1	-	1
Hectares of PAs	-	-	-	-	2	-	2
Number of target landscapes/seascapes under improved community conservation and sustainable use	-	-	-	1	1	-	2
Hectares of target landscapes/seascapes under improved community conservation and sustainable use	-	-	-	4	2	-	6
<b>Climate Change</b>							
Number of climate change projects completed	2	-	-	-	-	-	2
Number of typologies of community-oriented, locally adapted energy access solutions with successful demonstrations or scaling up and replication	1	-	-	-	-	-	1
Number of households achieving energy access co-benefits (ecosystem effects, income, health and others)	35	-	-	-	-	-	35
<b>Breakdown of projects</b>							
Energy efficiency solutions projects	1	-	-	-	-	-	1
Conservation and enhancement of carbon stocks projects	1	-	-	-	-	-	1

	July 2017 - June 2018	July 2018 - June 2019	July 2019 - June 2020	July 2020 - June 2021	July 2021 - June 2022	July 2022 - June 2023	Total Value 2016 - 2023 **
<b>Land Degradation</b>							
Number of land degradation projects completed	-	1	1	3	-	4	9
Number of community members with improved actions and practices that reduce negative impacts on land uses	-	231	62	243	-	200	736
Number of community members demonstrating sustainable land and forest management practices	-	231	-	15	-	200	446
Hectares of land brought under improved management practices	-	990	-	-	-	2	992
Number of farmer leaders involved in successful demonstrations of agro-ecological practices	255	111	62	7	-	2	437
Number of farmer organizations, groups or networks disseminating climate-smart agroecological practices	18	3	1	4	-	1	27
<b>International Waters</b>							
Number of international waters projects completed	-	-	-	1	-	-	1
Number of seascapes/inland freshwater landscapes	-	-	-	-	-	1	1
Land based pollution reduced (tons)	-	-	-	40	-	-	40
Hectares of marine/coastal areas of fishing grounds brought under sustainable management	-	-	-	5	-	2	7
Hectares of seascapes covered under improved community conservation and sustainable use management systems	-	-	-	1	-	2	3
<b>Chemicals and Waste</b>							
Number of chemicals and waste projects completed	-	-	-	1	1	-	2
Solid Waste avoided from open burning (kg)	-	-	-	-	6,136	-	6,136

	July 2017 - June 2018	July 2018 - June 2019	July 2019 - June 2020	July 2020 - June 2021	July 2021 - June 2022	July 2022 - June 2023	Total Value 2016 - 2023 **
Number of national coalitions and networks on chemicals and waste management established or strengthened	-	-	-	1	3	-	4
<b>Community-Based Tools/Approaches Deployed as Part of the Portfolio</b>							
Organic farming	-	-	-	Yes	-	-	1
Solid waste management (reduce, reuse, and recycle)	-	-	-	Yes	Yes	-	2
Development of alternatives to chemicals	-	-	-	Yes	-	-	1
Awareness raising and capacity development	-	-	-	Yes	-	-	1
<b>Capacity Development</b>							
Number of capacity development projects completed	-	1	1	1	-	2	5
Number of civil society organizations with strengthened capacities	-	1	8	-	-	-	9
Number of community-based organizations with strengthened capacities	-	-	7	7	-	2	16
Number of people with improved capacities to address global environmental issues at the community level	-	227	27	230	-	119	603
<b>GRANTMAKER PLUS</b>							
<b>CSO-Government Dialogue</b>							
Number of CSO-government dialogues supported	-	-	-	1	1	-	2
Number of CSO/CBO representatives involved in the dialogues	-	-	-	12	8	-	20
<b>South-South Exchange</b>							
Number of South-South exchanges supported	-	-	-	-	-	1	1


	July 2017 - June 2018	July 2018 - June 2019	July 2019 - June 2020	July 2020 - June 2021	July 2021 - June 2022	July 2022 - June 2023	Total Value 2016 - 2023 **
<b>Gender</b>							
Number of gender responsive completed projects	4	2	3	7	2	4	22
Number of completed projects led by women	1	2	2	2	2	2	11
Programme Management: NSC gender focal point (yes/no)	-	-	-	-	-	Yes	1
<b>Indigenous Peoples</b>							
Number of completed projects that included indigenous peoples	3	2	2	7	2	4	20
Number of indigenous leaders with improved capacities	1	4	10	5	4	13	37
Programme Management: NSC IP focal point (yes/no)	Yes	Yes	Yes	Yes	Yes	Yes	6
<b>Ways to encourage IP projects</b>							
Involved indigenous peoples in NSC and/or TAG (yes/no)	Yes	Yes	Yes	Yes	Yes	Yes	6
Enhanced outreach and networking with indigenous people's groups (yes/no)	-	Yes	Yes	Yes	Yes	Yes	5
<b>Youth</b>							
Number of completed projects that included youth	-	2	2	5	2	4	15
Number of youth organizations	-	-	1	6	-	4	11
Programme Management: NSC youth focal point (yes/no)	Yes	Yes	Yes	Yes	Yes	-	5
<b>BROADER ADOPTION (Scaling up, Replication, Policy Influence, Improving Livelihoods)</b>							
Projects replicated or scaled up	-	-	-	-	2	2	4
Projects with policy influence	-	1	-	1	2	1	5
Projects improving livelihoods of communities	3	2	-	6	2	3	16

	July 2017 - June 2018	July 2018 - June 2019	July 2019 - June 2020	July 2020 - June 2021	July 2021 - June 2022	July 2022 - June 2023	Total Value 2016 - 2023 **
<b>PROGRAMME EFFECTIVENESS</b>							
Peer-to-peer exchanges conducted	-	2	-	-	-	-	2
Community-level trainings conducted	-	4	-	-	-	2	6
Number of projects monitored through field visits	18	21	21	-	5	10	75
<b>PROGRAMME MANAGEMENT</b>							
<b>National Steering Committee</b>							
Number of NSC meetings occurred during the reporting period	2	3	3	6	1	1	16
Average number of NSC members that participated in each NSC meeting	9	7	6	6	5	4	6

## GRAPHICAL REPRESENTATION OF KEY RESULTS

Interpreting the Green Bars in Graphs: The presence of green bars indicates the number of years that the country programme has achieved specific results. If a green bar is absent, it signifies that while the associated result is not observed in the country programme, it is still evident in the overall aggregated SGP portfolio.

### Number of Years Country Programme Deployed Capacity Development Strategies (Over 7-year reporting period from 2017-2023)



Source: Annual Monitoring Report 2017-2023

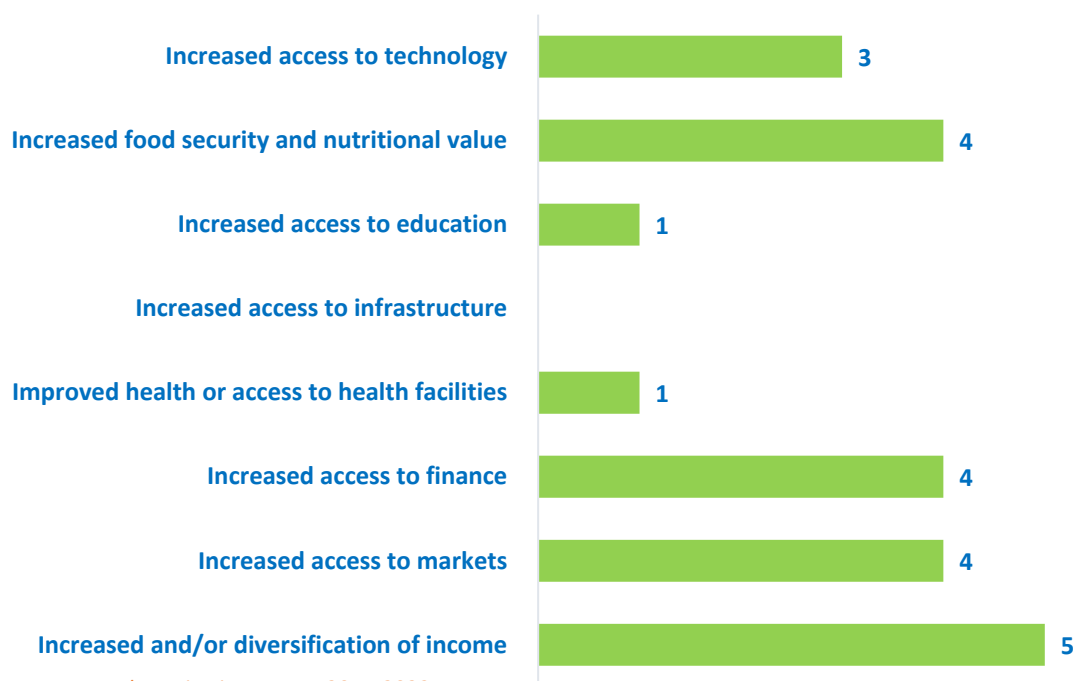


**Number of Years Country Programme Deployed Gender Mainsreaming Strategies  
(Over 7-year reporting period from 2017-2023)**



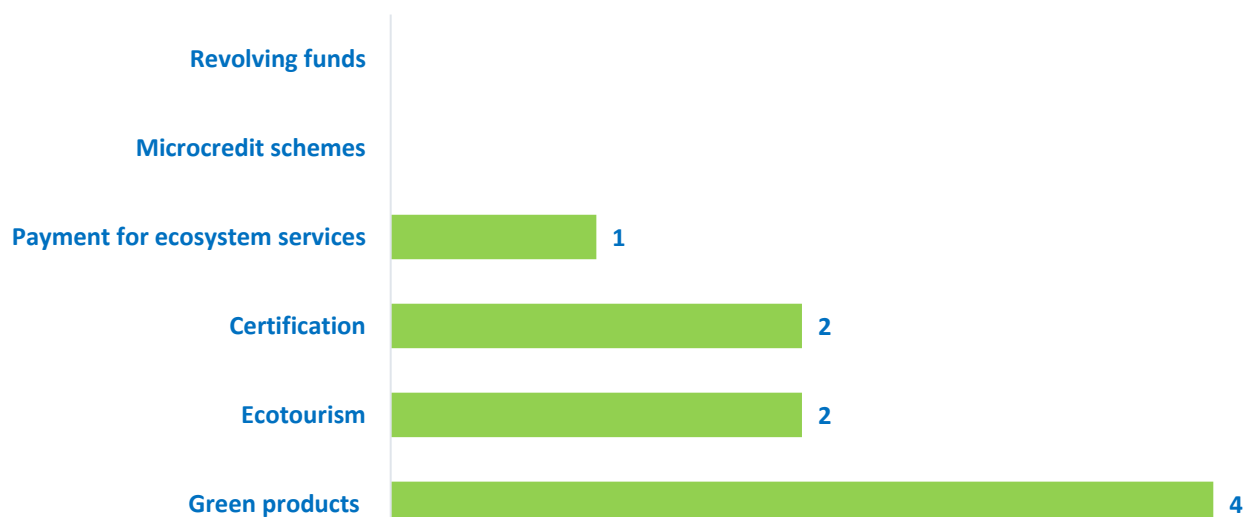
Source: Annual Monitoring Report 2017-2023

**Number of Years Country Programme Deployed Strategies to Improve Community Livelihoods and Quality of Life  
(Over 7-year reporting period from 2017-2023)**



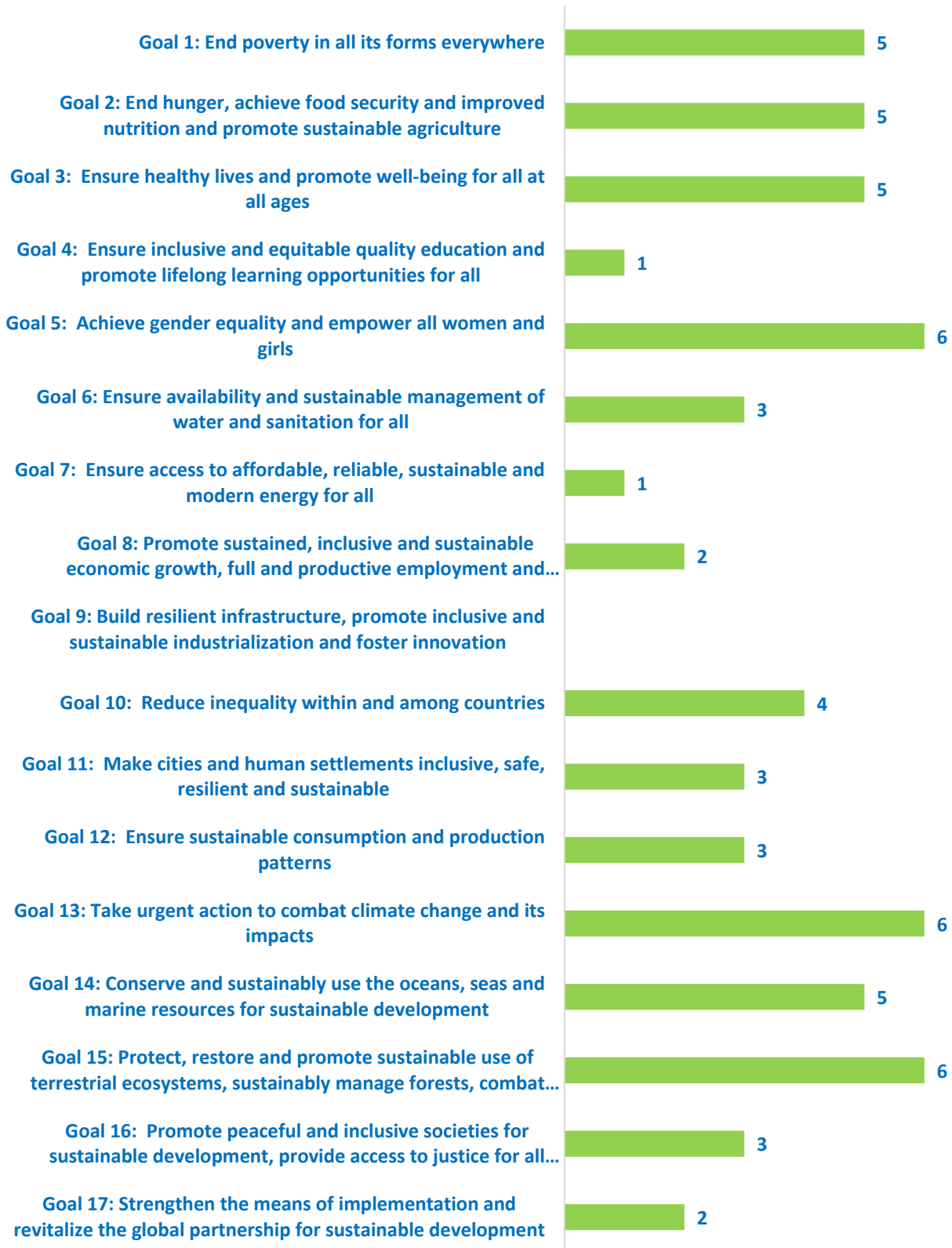
Source: Annual Monitoring Report 2017-2023

**Number of Years Country Programme Deployed Market-based and Financial Mechanisms to Improve Community Livelihoods  
(Over 7-year reporting period from 2017-2023)**



Source: Annual Monitoring Report 2017-2023

**Number of Years Country Programme Addressed Sustainable Development Goals  
(Over 7-year reporting period from 2017-2023)**



Source: Annual Monitoring Report 2017-2023

## EXAMPLES OF PROJECT RESULTS

### Climate Change

In **Fiji**, SGP supported a project working with the women of *Kalekana* settlement to construct and install 30 units of energy-efficient smokeless cookstoves as the pilot model. The community held training on safety and proper usage of the cookstoves as well as sessions on tree planting with volunteer members and the REDD+ Initiative team of the Department of Forests who promoted new woodlots for planting trees. More than 500 hundred plants were planted to replace the wood that would be used for efficient stoves. The new stoves led to a need for less fuel wood, which also meant less time taken to collect wood. The project also supported community learning about the importance of smokeless stoves for a hygienic area. Women have benefitted the most from this project. They spend less time collecting firewood to cook and there is a reduction in their unpaid work. The improved design of the stoves also enabled women to be less exposed to smoke, hence decreasing their health risks. **(Source: Annual Monitoring Report, 2017-2018)**

### Sustainable Land Management

In **Fiji**, the *Nabuna Youth Club* completed a project focused on capacity-building and ecological restoration in the *Nabuna* Community. The project targeted approximately 200 community members, empowering them with knowledge on climate change, natural disasters, ecosystem-based management, and ecological connectivity. To support restoration efforts, the project established two nurseries to raise seedlings, facilitating the planting of native trees and vetiver grass in the buffer zones and coastal areas. A total of 0.73 hectares of buffer zones were replanted with native trees and vetiver grass, enhancing the coastal landscape's resilience. An additional 0.37 hectares of coastline were restored by replanting native coastal vegetation, and 0.37 hectares were covered with mangrove restoration, contributing to improved ecosystem health and biodiversity conservation. Furthermore, 13 benches were thoughtfully placed around the village boundary, with an additional 11 benches within the village and one in each sub-settlement, providing recreational spaces for the elders to support their well-being and health.

Notably, the project also focused on preserving cultural heritage and community spaces. For instance, 0.42 hectares of the village boundary were declared as burial grounds by the village elders, signifying the importance of cultural preservation. To protect these sacred areas from animals, a steel fence was installed. Additionally, beautification efforts were undertaken through the planting of vetiver grass, native trees, and flowers, enhancing the overall aesthetics and restoring the ecological balance. **(Source: Annual Monitoring Report, 2022-2023)**

### Social Inclusion – Indigenous Peoples

In **Fiji**, SGP supported the *Vakabula Vanua* workshop (literally translating to 'Saving our Land') organized by the *Nasama Youth Group* and facilitated by the *Fiji Local Marine Management Area (FLMMA)* in *Nasama* village in the province of *Nadroga*. The objective of the workshop was to strengthen the capacities and capabilities of the community to sustainably manage their natural resources. It also encouraged discussions on identifying challenges faced by the community members and speaking about them without hesitation and fear. The workshop ended with the collation of the 10-year *Nasama Strategic Development Plan 2020-2030*) and empowered the *Nasama* community members on their role in managing their natural resources. **(Source: Annual Monitoring Report, 2019-2020)**

## ALIGNMENT OF OP7 COUNTRY PROGRAMME STRATEGY WITH NATIONAL PRIORITIES

The SGP OP7 will contribute to Fiji's commitment and obligations to environmental protection and the conservation of its terrestrial and marine biodiversity, which is reflected through the ratification of key international agreements/ treaties. Fiji has ratified the United Nations Convention on Biological Diversity, Nagoya Protocol on Access and Benefit-Sharing, UN Framework Convention on Climate Change, UN Convention to Combat Desertification, Stockholm Convention on Persistent Organic Pollutants, Convention on International Trade of Endangered Species, and more recently the adoption of the UN 2030 Sustainable Development Goals. Fiji has translated these international commitments and obligations into national laws, policies, strategies and action plans as listed in Table 6, which are also aligned to regional priorities in the UN Pacific Strategy 2018-2022, Pacific Regional Waste and Pollution Management Strategy 2016-2025 and SAMOA Pathway.

List of relevant conventions and national/regional plans or programmes:

<b>International Conventions</b>	<b>Date of ratification</b>
United Nations Convention on Biological Diversity (CBD), 1992	1993
Nagoya Protocol on Access and Benefit-Sharing (ABS)	2010
UN Framework Convention on Climate Change (UNFCCC)	1992
Kyoto Protocol to UNFCCC	1997
UN Convention to Combat Desertification (UNCCD)	1998
Stockholm Convention on Persistent Organic Pollutants (POPs)	2001
UN 2030 Sustainable Development Goals (SDGs)	2015
Convention on International Trade of Endangered Species (CITES)	1997
Convention on Wetlands of International Importance, Especially as Waterfowl Habitats (RAMSAR), 1971	2006
Vienna Convention for the Protection of the Ozone Layer, 1985	1989
International Covenant on Economic, Social and Cultural Rights (ICESCR), 1976	2018

<b>National Policies and Strategic Plans</b>	<b>Date endorsed</b>
National Biodiversity Strategy and Action Plan (NBSAP) for Fiji, 2020 - 2025	2020
Implementation Framework 2010 -2014 for the Fiji NBSAP 2007	2007
Action Plan for Implementing the Convention on Biological Diversity's POW on Protected Areas	2011
5-Year & 20-Year National Development Plan: Transforming Fiji	2017
GEF-7 National Dialogue	2018
UNFCCC National Communications	2005 (1) & 2013 (2)
Republic of Fiji National Adaptation Plan: A pathway towards climate resilience	2018
Fiji NDC Implementation Roadmap 2017-2030: Setting a Pathway for emissions reduction target under the Paris Agreement	2017
Green Growth Framework for Fiji: Restoring the Balance in Development that is Sustainable for Our Future	2014
National Plan for Implementation of the Stockholm Convention on Persistent OrganicPollutants	2006
Fiji Voluntary National Review (VNR) for the UN SDGs	2019
Fiji National Climate Change Policy	2018
Fiji Clean Development Mechanism (CDM) Policy Guidelines	2012
Fiji Low Emission Development Strategy (LEDS) 2018-2050	2018
Fiji 2020 Agriculture Sector Policy Agenda	2014
Fiji REDD-Plus Policy: Reducing emissions from deforestation and forest degradation in Fiji	2011
Fiji Forest Policy	2007
Fiji National Energy Policy 2013 - 2020	2013
Fiji National Solid Waste Strategy and Action Plan, 2006-2010	2006
Rural Land Use Policy for Fiji	2002
<b>Regional Frameworks and Programmes</b>	<b>Date endorsed</b>
SIDS Accelerated Modalities of Action (SAMOA) Pathway	2014
The Framework for Pacific Regionalism	2014
United Nations Pacific Strategy 2018 – 2022	2018
Cleaner Pacific 2025: Pacific Regional Waste and Pollution Management Strategy 2016-2025	2015
Strategic Action Programme for the Sustainable Management of Living Oceanic Resources by the Small Island Developing States of the Western and Central Pacific	2018
Pacific Roadmap for Sustainable Development	2018

UNDP-implemented Small Grants Programme is delivering integrated results at the country level supporting local level capacities aligned with multiple Multilateral Environmental Conventions. This includes support to work for CBD National Biodiversity Strategy and Action Plan (NBSAP), UNFCCC Nationally Determined Contributions (NDCs), Nationally Appropriate Mitigation Actions (NAMA) and National Adaptation Plans of Action (NAPA), UNCCD National Action Programmes (NAP), and localization of Sustainable Development Goals, amongst many others.

## METHODOLOGICAL BASIS OF COUNTRY REPORT

- Results aggregations over time are only for completed projects.
- With SGP's rolling modality, results reflect all ongoing operational phases during the indicated period. Please refer to the total projects completed on the first page for information in this regard.
- The source of reported results is the annual monitoring process, which is part of the annual monitoring requirements for each country programme. Additionally, evaluative evidence sources have also been leveraged, if available for the country programme.
- This results report benefits from extensive quality assurance. All information across all countries in the portfolio is harmonized, verified, and evidenced before being reported. Several layers of this quality assurance have been implemented in the generation of this report and there are no result duplications across years. This point is important not only for a specific unit of measurement (i.e., indicator selected) but also for results aggregation across years in a given operational phase. Reported results include both direct and indirect global-environmental and socio-economic benefits. This is due to SGP's work in two key areas:
  - SGP works towards behavioural change at individual, organizational, and community levels. Social determinants that shape human interaction with the environment play an important role, especially at the community level, as sustainability and the continuation of environmental gains often depend on them. These factors include positive shifts in knowledge, attitudes, practices, social and cultural norms, and conventions. Such interventions shape not only demand but also communication between community leaders and other influencers in promoting the adoption of environmentally friendly behaviours and practices. Often, SGP projects have ripple effects that go well beyond the direct scope of the project, emphasizing the importance of measuring indirect impact.
  - Encouraging Community Action for Environmental Change. For many years, SGP has focused on promoting and supporting local community groups to bring about broader and sustainable environmental change. This approach is a key aspect of SGP's work and recognizes the power of motivated community groups to create significant impact and drive positive transformation. Community group action refers to informal gatherings of individuals and organizations in the community who share a common belief and purpose. It involves taking practical steps over time to address environmental and socioeconomic challenges and creating positive change. This grassroots-level approach relies on the active involvement and empowerment of the community, with the initial efforts acting as a catalyst for further mobilization. By encouraging self-governance and involving those most affected by the issues, community action can extend its influence to more people in the community, underscoring the importance of measuring indirect impact.