



SGP The GEF
Small Grants
Programme



SMALL GRANTS PROGRAMME RESULTS REPORT (FY 2017-2023)

SOUTH AFRICA



COUNTRY REPORT CARD

FY 2017-2023

PORTFOLIO PROFILE SINCE INCEPTION			
Country Programme Name	South Africa		
Year Started	2003		
	GEF	Non-GEF	Total
Number of projects	138	1	139
Grant amount committed	5,677,022	50,000	5,727,022
Project level co-financing in cash	7,346,910	47,000	7,393,910
Project level co-financing in kind	2,213,982	-	2,213,982
Total co-financing *	9,657,891		
Source: SGP database as of 2023			
* Total co-financing = Total project level co-financing (in cash and in kind) + Non-GEF grant amount committed			

	July 2016 - June 2017	July 2017 - June 2018	July 2018 - June 2019	July 2019 - June 2020	July 2020 - June 2021	July 2021 - June 2022	Total Value 2016 - 2023
Focal Area Distribution (by completed projects)							
Biodiversity	2	2	4	1	2	2	13
Climate Change	-	2	-	-	-	-	2
Land Degradation	1	1	-	1	1	2	6
Capacity Development	1	-	1	-	-	1	3
Chemicals and Waste	-	1	-	-	-	-	1
Total Projects Completed	4	6	5	2	3	5	25

Source: Reporting by Country Programme as part of Annual Monitoring Process (2016-2023)

	July 2016 - June 2017	July 2017 - June 2018	July 2018 - June 2019	July 2019 - June 2020	July 2020 - June 2021	July 2021 - June 2022	July 2022 - June 2023	Total Value 2016 - 2023 **
** Kindly note the total values 2016-2023 have undergone comprehensive quality assurance that supports aggregation of results over time. This includes removal of duplicative data over time and/or inclusion of more results based on verification by SGP country teams.								
PROGRESS TOWARDS FOCAL AREA OBJECTIVES								
Biodiversity								
Number of biodiversity projects completed	2	2	4	1	2	2	-	13
Number of Protected Areas (PAs) positively influenced	-	-	2	-	4	1	-	7
Hectares of PAs	-	-	40,000	3,000	99,000	100,000	-	242,000
Number of Indigenous and Community Conserved Areas and Territories (ICCAs) positively influenced	1	2	-	-	-	-	-	2
Hectares of ICCAs	12,000	12,200	-	-	-	-	-	12,000
Number of biodiversity-based products sustainably produced	8	4	6	-	-	26	-	44
Number of significant species conserved	1	2	1	34	1	2	-	41
Number of target landscapes/seascapes under improved community conservation and sustainable use	-	2	-	1	2	5	-	10
Hectares of target landscapes/seascapes under improved community conservation and sustainable use	-	509	-	300,000	100,000	387,893	-	788,402
Climate Change								
Number of climate change projects completed	-	2	-	-	-	-	-	2
Did the country programme address community-level barriers to deployment of low-GHG technologies? (yes/no)	-	Yes	-	-	-	-	-	1
Number of typologies of community-oriented, locally adapted energy access solutions with	-	2	-	-	-	-	-	2

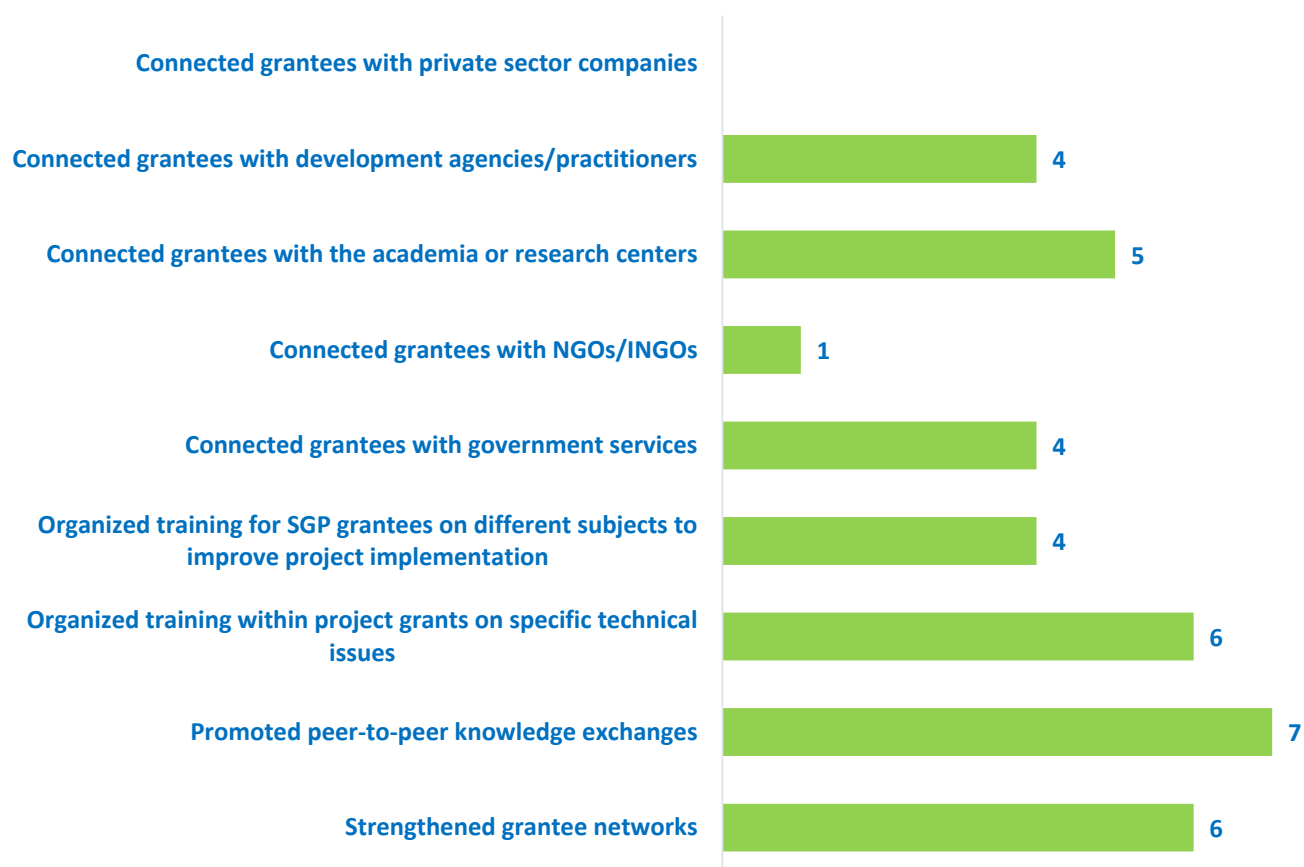
	July 2016 - June 2017	July 2017 - June 2018	July 2018 - June 2019	July 2019 - June 2020	July 2020 - June 2021	July 2021 - June 2022	July 2022 - June 2023	Total Value 2016 - 2023 **
successful demonstrations or scaling up and replication								
Number of households achieving energy access co-benefits (ecosystem effects, income, health and others)	-	30	-	-	-	-	-	30
Breakdown of projects								
Low carbon technology and renewable energy projects	-	2	-	-	-	-	-	2
Land Degradation								
Number of land degradation projects completed	1	1	-	1	1	2	-	6
Number of community members with improved actions and practices that reduce negative impacts on land uses	409	23	336	9	61	36	-	874
Number of community members demonstrating sustainable land and forest management practices	409	23	336	9	61	36	-	874
Hectares of land brought under improved management practices	-	109	-	27	183	1	-	320
Number of farmer leaders involved in successful demonstrations of agro-ecological practices	659	9	336	9	3	11	-	1,027
Number of farmer organizations, groups or networks disseminating climate-smart agroecological practices	6	2	19	2	1	4	-	34
Chemicals and Waste								
Number of chemicals and waste projects completed	-	1	-	-	-	-	-	1
Solid Waste avoided from open burning (kg)	-	9,000	-	-	-	-	-	9,000
Community-Based Tools/Approaches Deployed as Part of the Portfolio								
Sustainable pesticide management	-	-	Yes	-	-	-	-	1

	July 2016 - June 2017	July 2017 - June 2018	July 2018 - June 2019	July 2019 - June 2020	July 2020 - June 2021	July 2021 - June 2022	July 2022 - June 2023	Total Value 2016 - 2023 **
Youth								
Number of completed projects that included youth	1	5	2	1	2	2	-	13
Number of youth organizations	1	-	1	-	-	1	-	5
Programme Management: NSC youth focal point (yes/no)	-	Yes	Yes	Yes	Yes	Yes	Yes	6
Persons with Disability								
Number of disabled persons organizations	-	-	1	-	-	-	-	1
BROADER ADOPTION (Scaling up, Replication, Policy Influence, Improving Livelihoods)								
Projects replicated or scaled up	1	3	2	1	1	2	1	11
Projects with policy influence	-	2	1	-	-	1	-	4
Projects improving livelihoods of communities	3	5	4	2	3	4	-	21
PROGRAMME EFFECTIVENESS								
Peer-to-peer exchanges conducted	3	1	2	1	-	1	1	9
Community-level trainings conducted	3	2	5	1	12	1	1	25
Number of projects monitored through field visits	10	8	6	5	2	15	12	58
PROGRAMME MANAGEMENT								
National Steering Committee								
Number of NSC meetings occurred during the reporting period	2	-	2	2	3	3	2	14
Average number of NSC members that participated in each NSC meeting	10	-	10	11	7	7	11	9

GRAPHICAL REPRESENTATION OF KEY RESULTS

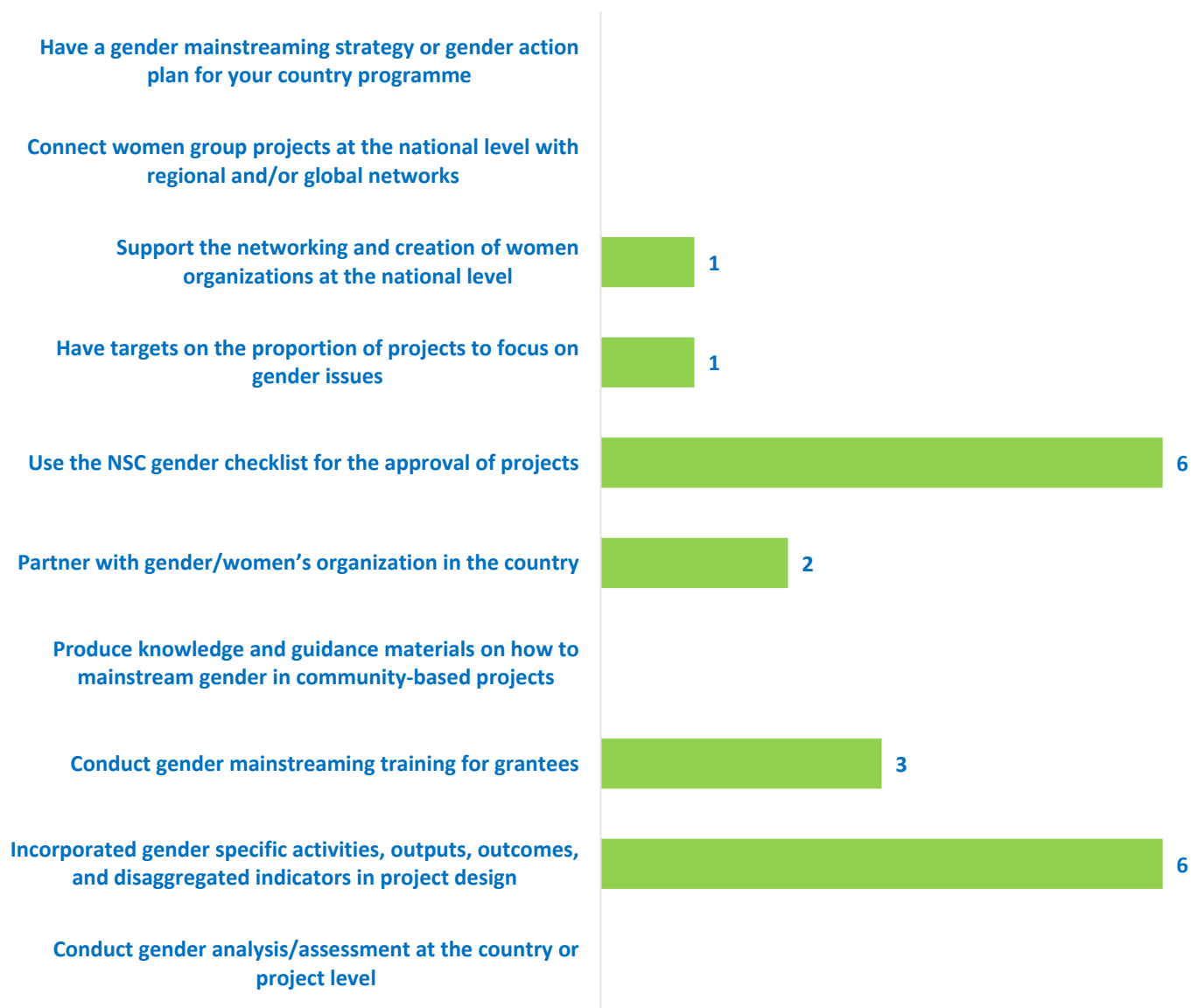
Interpreting the Green Bars in Graphs: The presence of green bars indicates the number of years that the country programme has achieved specific results. If a green bar is absent, it signifies that while the associated result is not observed in the country programme, it is still evident in the overall aggregated SGP portfolio.

Number of Years Country Programme Deployed Capacity Development Strategies (Over 7-year reporting period from 2017-2023)



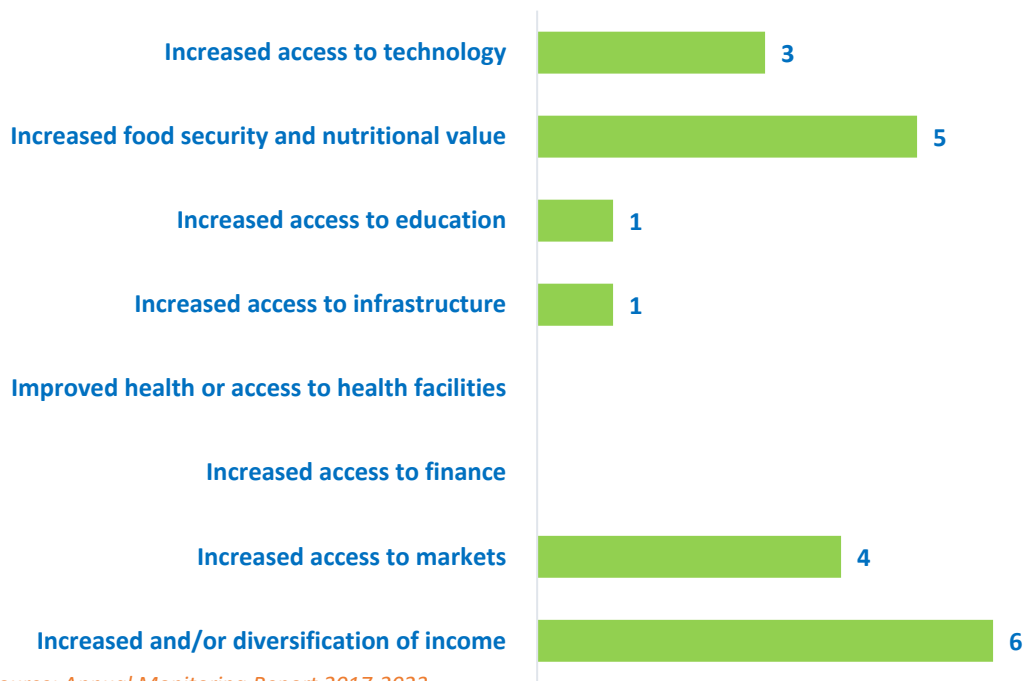
Source: Annual Monitoring Report 2017-2023

**Number of Years Country Programme Deployed Gender Mainsreaming Strategies
(Over 7-year reporting period from 2017-2023)**



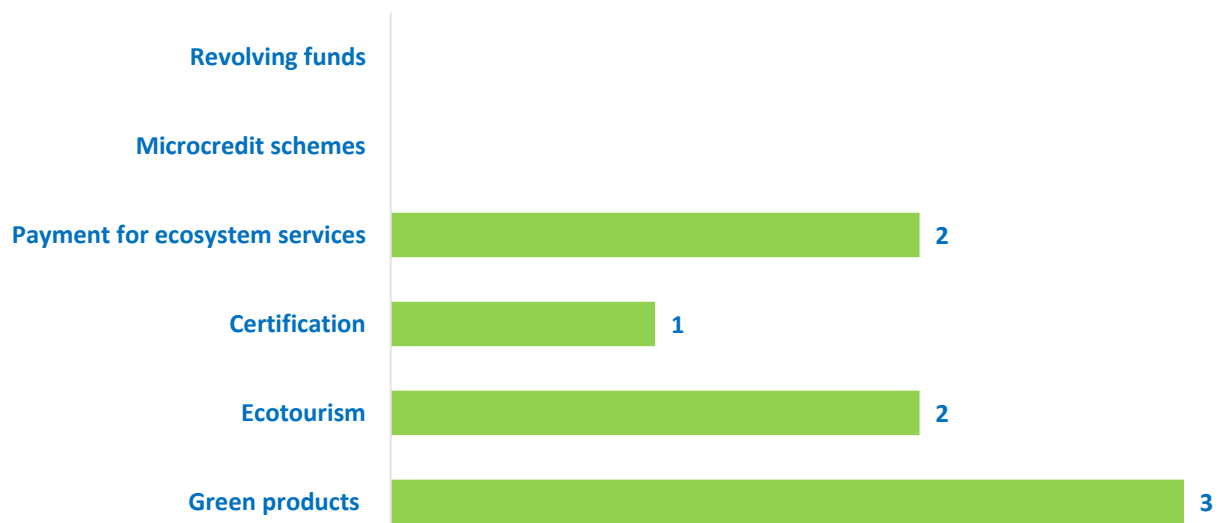
Source: Annual Monitoring Report 2017-2023

**Number of Years Country Programme Deployed Strategies to Improve Community Livelihoods and Quality of Life
(Over 7-year reporting period from 2017-2023)**



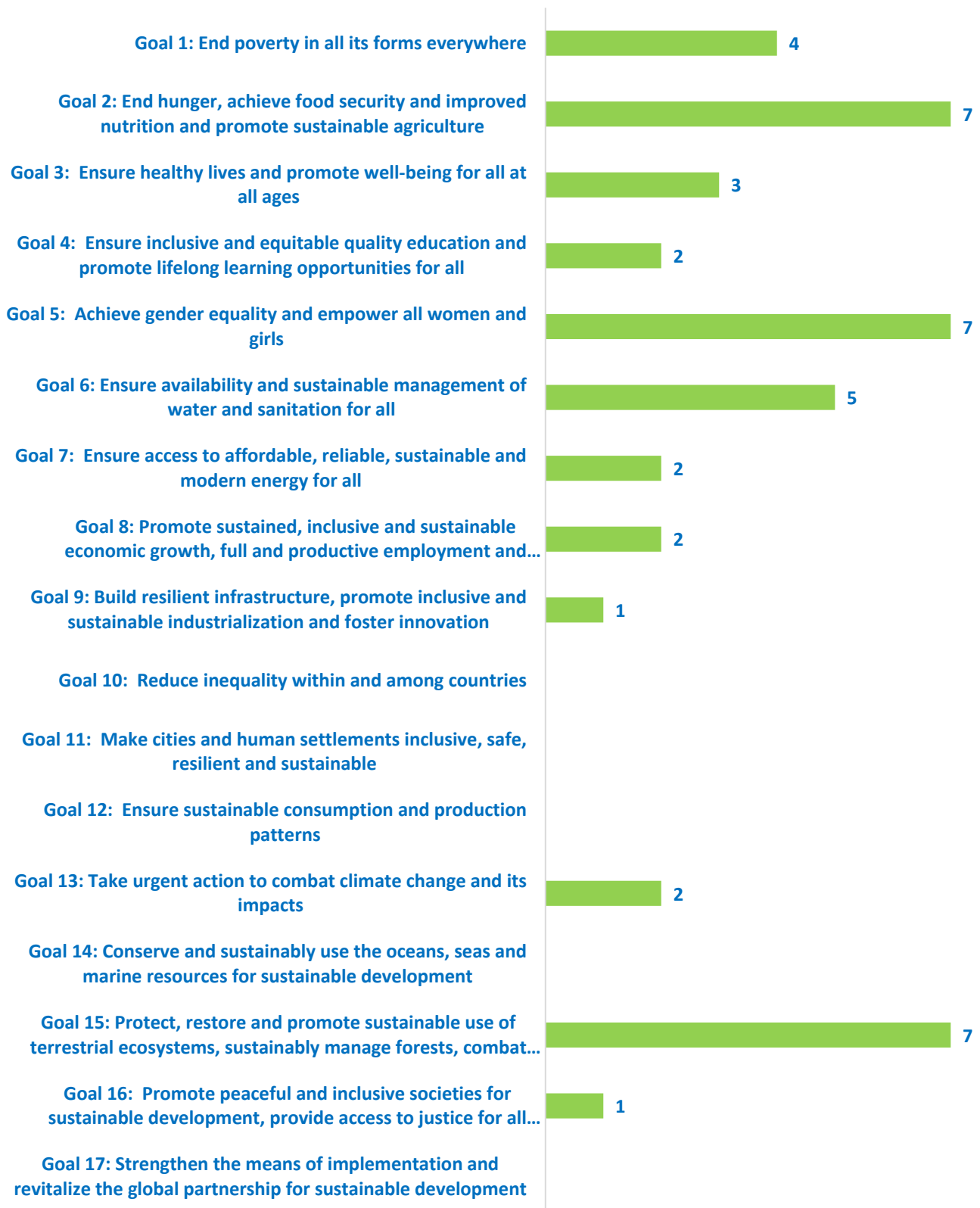
Source: Annual Monitoring Report 2017-2023

**Number of Years Country Programme Deployed Market-based and Financial Mechanisms to Improve Community Livelihoods
(Over 7-year reporting period from 2017-2023)**



Source: Annual Monitoring Report 2017-2023

**Number of Years Country Programme Addressed Sustainable Development Goals
(Over 7-year reporting period from 2017-2023)**



Source: Annual Monitoring Report 2017-2023

EVALUATIVE EVIDENCE

UNDP [Formative Evaluation of the Integration by UNDP of the principles of Leaving No One Behind, 2022](#)

- Projects funded through the SGP apply an ‘empower’ lens to LNOB and typically target predetermined ‘groups’, with limited prior gender or power analysis (but paying some attention to overlapping vulnerabilities). Examples are integrating indigenous biodiversity knowledge systems and facilitating intergenerational learning in South Africa; supporting sustainable land and forest management while promoting women’s rights and empowerment in Guatemala; and educating indigenous leaders on property rights and conflict resolution in Bolivia. In 2020, SGP launched a ‘Global Innovation Programme on Persons with Disabilities and Responsive Development’. Youth have led initiatives on ancestral knowledge and practices in Guatemala and Viet Nam; women’s empowerment in Morocco, and ocean pollution reduction in Seychelles and the Bahamas.

EXAMPLES OF PROJECT RESULTS

Biodiversity

In **South Africa**, SGP supported grantee, Dzomo la Mupo (Voice of Mother Earth), to integrate indigenous knowledge systems in biodiversity conservation. The CBO works to strengthen local communities in ecological governance by reviving indigenous seeds, facilitating and encouraging intergenerational learning, and rebuilding confidence in the value of indigenous knowledge systems in 12 villages. Through the SGP support, the CBO advocated for the protection status of 49 sacred natural sites, currently under tremendous threat from development, especially tourism development, mining and commercial plantations, to be recognized and protected by the provincial government through the Limpopo Heritage Resources Agency. The project aimed to scale up successful results of the former SGP supported project in 2015-16, when the organization won a court ruling against private developers to protect sacred Phiphidi waterfall in the area as well as Lake Fundudzi and Thathe Vondo sites. Women have been at the forefront as custodians of these sacred natural forests. They are working together with 11 clans and 12 communities as well as 12 schools in the area to map these sacred sites, integrating indigenous knowledge systems into school curriculum to educate young students on ecological calendar mapping and sharing information on progression of land use over time, facilitating knowledge preservation across generations. The project has also supported rehabilitation of sacred natural sites by replanting over 920 indigenous trees and selling over 3,000 tree seedlings. The project results and advocacy efforts have been featured widely in the media generating dialogue amongst key local stakeholders on the protection status of natural sacred sites and addressing threats from commercial development. **(Source: Annual Monitoring Report, 2019-2020)**

In **South Africa**, as part of the SGP Innovation Programme on Big Cats Conservation, SGP supported the *Landmark Foundation* to mitigate human-leopard conflict in the *Western* and *Eastern Cape* through genetic and habitat linkage between current populations, proactive range expansion, and rewilding efforts to secure leopard populations and persistence. The project established the commencement of methods that reduced persecution through Human-Wildlife Conflict (HWC) compensation schemes, evaluated the efficacy and functionality of currently available connectivity habitat corridors, and provided an assessment of active management methods to prevent leopard killings. Camera surveys were conducted to estimate the leopards’ habitats. In order to evaluate population linkage and gene flow, genetic polymorphism analysis was conducted on the current leopard population. To monitor their activities and assess their habitats, 48 leopards were fitted with GPS collars. An HWC manual was produced, including 100 printed copies and an online open-source web version. As a result of the assessment, the project proposed leopard management plans to the government that no translocation, hunting, or removal of females from populations. A compensation plan for livestock owners was developed with 24 claims relating to collared leopards, which prevented the killing of 12 leopards in 2021. The project also helped develop a voluntary wildlife-friendly produce brand (*Fair Game*) among farmers as the payment for ecosystem services scheme and conservation tool. **(Source: Annual Monitoring Report, 2021-2022)**

South-South Exchange

In **South Africa**, SGP supported an exchange with the *African Centre for Holistic Management (ACHM)* in Zimbabwe, wherein a group of trainers from ACHM visited the *Thlolego Centre in Rustenburg*, South Africa to share their knowledge on sustainable land practices. The methodology was based on managing livestock grazing to protect the local ecosystem, while maintaining and improving ecosystem productivity. The project's target areas were in the Northwest and Limpopo provinces which have been severely affected by land degradation due to overgrazing and agricultural mismanagement. The approach used livestock as a tool of land restoration by combining cattle, sheep and goats into large herds to harness the power of their hooves to break up hard ground so air and water can penetrate, and to trample down old grass such that soil is less prone to the drying effects of sun and wind. Their waste fertilizes the hoof-prepared soil, and grazing (which is timed to prevent overgrazing) keeps perennial grasses healthy, greatly minimizing the need to burn them and expose soil. This system is intended to mimic how grazers in the wild behave when part of a natural predator/prey dynamic- a pattern Grasslands Ecosystem is adapted to.

Over a week, trainers instructed local livestock owners, Government representatives, grantee staff, community members, and traditional leaders on integrated resource management, and how to implement sustainable grazing systems. Over 40 people participated in these sessions and the *Thlolego Centre* put aside a piece of land to demonstrate the applicability of these practices in arresting desertification and land degradation, and to establish a learning center in the near future. **(Source: Annual Monitoring Report, 2016-2017)**

Through joint funding from UNDP Lesotho TRAC funds and UNESCO World Heritage Centre and in collaboration with the Maloti Drakensberg Park World Heritage Site (MDPWHS) Management, Lesotho and **South Africa** exchanged knowledge to create COMPACT Site Strategies -- one for Lesotho and one for South Africa -- for co-managing the site. This consultative process culminated at the transboundary level where stakeholders from both countries converged for the validation and clearance of the three strategies for submission to UNESCO for review and approval to pave the way for full scale COMPACT implementation in the MDPWHS. The journey which brought together civil society organizations, local authorities and community conservation forums, government representatives at provincial, district, national and transboundary levels strengthened the cooperation between Lesotho and South Africa for conservation in the MDP; and has strengthened community involvement in the management of the WHS. The two sides met three times at Midmar in South Africa for review and alignment of baseline assessment reports for the two countries; for validation of country COMPACT site strategies; and for validation of the Joint Results framework and MDP COMPACT Site Strategy in readiness for submission to UNESCO for their review and approval for implementation. **(Source: Annual Monitoring Report, 2017-2018)**

Social Inclusion – Gender

In **South Africa**, SGP developed a project to support small-scale farmers in KwaZulu Natal province, one of the provinces hardest hit by droughts in 2016, to become more resilient to climate change and water scarcity, as well as provide more food nutritional security to women, through enhanced seed and food diversity, and the application of local knowledge systems. Gender sensitive training support focused on food plot design, seed plots, swales to harvest water, building soil fertility and using the “biodiversity wheel” - a participatory methodology which focusses on documenting the seed varieties grown and saved in a community, intercropping, crop rotation, and eco-calendar mapping. The project worked with 250 farmers, of whom 93% were women, in the 5 villages of northern KwaZulu Natal Province. The farmers were supported in (i) establishing household seed banks; (ii) deepening their agro-ecological practice; (iii) knowledge & seed exchanges; and (iv) undertaking farmer-to-farmer learning, seed fairs and rituals. The project also supported the initiation of a monitoring system for the agro-ecology farmers and 48 farmers pledged and were awarded certificates for complying with 8 criteria they set forth which included: saving at least 14 traditional seed varieties, no use of synthetic fertilizers, avoiding the use of genetically modified organisms (GMOs), and grey water harvesting. partnership with researchers from the Universities of KwaZulu Natal and Cape Town, further engaged policymakers to advocate for policy change in the [Plant Breeder's Rights Bill](#) with evidence from their fields, with some women attending Parliamentary hearings and providing their inputs. As a result of the SGP project, the agro-ecological demonstration sites are continuing to thrive and produce seeds and organic vegetables in areas previously declared by the provincial government as ‘non-agricultural’ sites, generating income from the sale of their organic vegetables to local retailers and strengthening the role of women in the communities. The women are now able to supplement

their social grants and send their children to school with the income generated. With financial support from the Swiss Agency for Development Cooperation (SDC) and Oxfam Australia, the project is now being scaled up by the grantee to Mpumalanga Province. **(Source: Annual Monitoring Report, 2016-2017)**

In **South Africa**, Elephants Alive worked in partnership with 22 all-female Black Mambas anti-poaching units (mainly single mothers) to empower local communities through alternative income-generating initiatives. The SGP project was also committed to harnessing the cultural integrity of Ndlopfu Gogos (Elephant Grandmothers) who reside near the Kruger National Park to disseminate the word about conservation as respected storytellers who preserve the oral history of their people. The majority of these old women had never visited any of the reserves, much less seen an elephant, despite having families that worked in the Protected Areas and even having the surname "Ndlopfu" which means "elephant" in the local dialect. They served as the heads of their families, much like the elephant matriarchs, and frequently went unnoticed in their communities as pillars of strength. The project provides opportunities for Gogos (grandmothers) to interact with elephants in order to enhance their stories and serve as a reminder to future generations that coexisting with elephants is an achievable goal. It brought back the grandmothers' pride in themselves as leaders and reintroduced them to the tradition of coexisting with nature. Elephants Alive organized a field day tracking elephants for the grandmothers and a three-day camp trip. The Black Mambas and all-female anti-poaching units were trained to employ ecosystem services to augment their income during the food shortage due to the COVID-19 pandemic. Consequently, these women developed into role models in their communities. The partnership also promoted beekeeping and adopted regenerative permaculture practices. **(Source: Annual Monitoring Report, 2021-2022)**

Social Inclusion – Youth

In **South Africa**, SGP supported a climate change awareness project driven by a youth group, *Future Leaders of Change (FLC)* based in Durban. The supported initiative included hosting a climate change summit with 300 youth in attendance and showcasing their work on climate change and greening initiatives; over 1,000 indigenous trees that were planted in 17 schools; supported communities and schools in organizing coastal area clean-up campaigns which assisted in removal of 1,020 illegal dumping sites; and 7 eco-warriors were identified in each school to drive environmental awareness initiatives in their communities. The youth group was also instrumental in mobilizing financial and non-financial resources, including use of government equipment. SGP also supported six small-scale conservation agriculture cooperatives and youth training on agriculture as part of this project. The cumulative results have contributed to policy debates in the province on environmental conservation. **(Source: Annual Monitoring Report, 2016-2017)**

In **South Africa**, a project was implemented by the Conservation Unit of Tshwane University of Technology (TUT). One of the key objectives of the project was to educate 25 TUT registered nature conservation students in research, environmental education, knowledge transfer to communities, as well as reserve management for a year and expose them to relevant careers. The bulk of the project was various indoor and outdoor educational activities involving 20 schools and 3 communities, implemented by university students, including taking children for educational game trips in the protected areas; teaching communities about alternative cooking methods to shorten hours of wood burning; organizing waste management and recycling initiatives, art competitions, clean-up campaigns, rhino anti-poaching educational sessions, tree-planting events; establishing vegetable gardens; and supporting the installation of water harvest tanks due to the drought that hit the area in 2016-2018. The 25 students also assisted the authority of the Ndumo Game Reserve in reserve management, law enforcement and patrolling. Two students with Bachelor of Technology degrees were full-time project team members and conducted their research on traditional beliefs and the water crisis in the area. The students were also trained in game counts (counting all or sample of the animals in a given area), soil erosion control, snare removal, vegetation monitoring, bird counts and culling. Two students are currently pursuing their diploma courses in Nature Conservation, and four students have completed their bachelor's degrees in Nature Conservation and were employed respectively by Ezemvelo and South African National Parks. **(Source: Annual Monitoring Report, 2018-2019)**

ALIGNMENT OF OP7 COUNTRY PROGRAMME STRATEGY WITH NATIONAL PRIORITIES

The South African National Government is committed to the global sustainable development and environmental conservation initiatives. The country is a signatory to and has ratified a number of Multilateral Environment Agreements (MEA), including the Convention on Biological Diversity (CBD), UN Framework Convention on Climate Change (UNFCCC), Convention to Combat Desertification (UNCCD), Madrid Action Plan for Biosphere Reserves and Ramsar. The. In addition to these, the government has developed numerous policies and strategies that address issues relating to environmental conservation and poverty reduction. The ratified agreements, national policies and frameworks relevant to the implementation of SGP OP7 are listed in the table below. The Country Program Strategy should ensure that the projects that are supported also contribute towards government priorities.

Various programmes support government's comprehensive poverty alleviation and job creation strategy to stimulate diversified and sustainable economic development for low-income households and communities. Their focus is on the implementation of activities relating to social infrastructure, community development, enterprise development, income-generating activities and educational assistance to empower communities through social upliftment. SGP can target specific components of such projects in order to complement and upscale these initiatives.

Civil society organizations play an active role in the implementation of government policies, and SGP projects may be described as 'policy in action', or 'testing ground level manifestation of policy'. These community projects can help to highlight benefits and challenges of national policies, as they often focus on critical areas that are addressed in policies, yet have still to be implemented, or are partially being implemented. Hence SGPs, by virtue of being implemented at ground level, can help generate lessons regarding the implementation of policies on the ground. As SGPs support environmental community-level projects for marginalized CBOs and NGOs, they can assist to bring the voices of such organizations into the policy discourse.

As part of the CPS update process, it was indicated that opportunities exist to partner with other donor and government funded programmes to share lessons learned on their environmental and adaptation projects implemented in Vhembe Biosphere Reserve, District and its Local Municipalities. The difficulties, failings, and benefits resulting from the implementation of projects could contribute in meaningful ways to amendments to the various policies concerned projects can also support organizations promoting civil-society dialogue or consultative processes during the development of a national, provincial or district level policy/strategy/plan. This can be done in consultation with the relevant government authorities. Other opportunities include supporting civil society consultative processes in preparation for and participation in international events such as the upcoming UNFCCC COPs, UNCBD COPs and UNCCD COPs.

List of relevant International Conventions and dates of ratification by South African Government:

Ramsar Convention	12 March 1975
Montreal Protocol	15 January 1990
Convention on Migratory Species	01 December 1991
Basel Convention on the Control of Transboundary Movements of Hazardous Wastes and their Disposal	05 May 1994
Convention on Biological Diversity (CBD)	02 November 1995
Madrid Action Plan for Biosphere Reserves	1995
UN Framework Convention on Climate Change (UNFCCC)	29 August 1997
UN Convention to Combat Desertification (UNCCD)	30 September 1997
Kyoto Protocol	31 July 2002
Stockholm Convention on Persistent Organic Pollutants (POP)s	4 September 2002
Cartagena Protocol on Biosafety to the Convention on Biological Biodiversity	14 August 2003
Nagoya Protocol	10 January 2013
UN Educational, Scientific and Cultural Organization (UNESCO)	29 January 2013
Paris Agreement	1 November 2016
Minamata Convention on Mercury	29 April 2019

List of National, Provincial and Provincial Plans and Frameworks:

National Biodiversity Economy Strategy - 2016
National Energy Efficiency Strategy for the Republic of South Africa- 2005
Vhembe District Municipality Spatial Development Framework - 2007
Comprehensive Rural Development Programme - 2009
South African National Climate Change Response Strategy -2011
Limpopo Conservation Plan - 2013
South African National Development Plan (NDP) 2030 - 2012
Limpopo Province Green Economy Plan - 2013
Limpopo Development Plan - 2015
Climate Change Adaptation Plans for South African Biomes -2015
South African National Rural Development and Land Reform Strategic Plan - 2015 -2020
South African National Strategic Plan for Agriculture, Forestry and Fisheries - 2015/16 – 2019/20
National Biodiversity Strategy and Action Plan (NBSAP) - 2015 - 2025
Vhembe District Municipality Rural Development Plan - 2016
Limpopo Provincial Climate Change Response Strategy - 2016 - 2020
Guidelines for Ecosystem-Based Adaptation (EbA) In South Africa- 2017
Vhembe District Bioregional Plan of December 2017

UNDP-implemented Small Grants Programme is delivering integrated results at the country level supporting local level capacities aligned with multiple Multilateral Environmental Conventions. This includes support to work for CBD National Biodiversity Strategy and Action Plan (NBSAP), UNFCCC Nationally Determined Contributions (NDCs), Nationally Appropriate Mitigation Actions (NAMA) and National Adaptation Plans of Action (NAPA), UNCCD National Action Programmes (NAP), and localization of Sustainable Development Goals, amongst many others.

METHODOLOGICAL BASIS OF COUNTRY REPORT

- Results aggregations over time are only for completed projects.
- With SGP's rolling modality, results reflect all ongoing operational phases during the indicated period. Please refer to the total projects completed on the first page for information in this regard.
- The source of reported results is the annual monitoring process, which is part of the annual monitoring requirements for each country programme. Additionally, evaluative evidence sources have also been leveraged, if available for the country programme.
- This results report benefits from extensive quality assurance. All information across all countries in the portfolio is harmonized, verified, and evidenced before being reported. Several layers of this quality assurance have been implemented in the generation of this report and there are no result duplications across years. This point is important not only for a specific unit of measurement (i.e., indicator selected) but also for results aggregation across years in a given operational phase. Reported results include both direct and indirect global-environmental and socio-economic benefits. This is due to SGP's work in two key areas:
 - SGP works towards behavioural change at individual, organizational, and community levels. Social determinants that shape human interaction with the environment play an important role, especially at the community level, as sustainability and the continuation of environmental gains often depend on them. These factors include positive shifts in knowledge, attitudes, practices, social and cultural norms, and conventions. Such interventions shape not only demand but also communication between community leaders and other influencers in promoting the adoption of environmentally friendly behaviours and practices. Often, SGP projects have ripple effects that go well beyond the direct scope of the project, emphasizing the importance of measuring indirect impact.
 - Encouraging Community Action for Environmental Change. For many years, SGP has focused on promoting and supporting local community groups to bring about broader and sustainable environmental change. This approach is a key aspect of SGP's work and recognizes the power of motivated community groups to create significant impact and drive positive transformation. Community group action refers to informal gatherings of individuals and organizations in the community who share a common belief and purpose. It involves taking practical steps over time to address environmental and socioeconomic challenges and creating positive change. This grassroots-level approach relies on the active involvement and empowerment of the community, with the initial efforts acting as a catalyst for further mobilization. By encouraging self-governance and involving those most affected by the issues, community action can extend its influence to more people in the community, underscoring the importance of measuring indirect impact.