



SGP The GEF
Small Grants
Programme



SMALL GRANTS PROGRAMME RESULTS REPORT (FY 2017-2023)

COTE D'IVOIRE



COUNTRY REPORT CARD

FY 2017-2023

PORTFOLIO PROFILE SINCE INCEPTION			
Country Programme Name	Cote d'Ivoire		
Year Started	1993		
	GEF	Non-GEF	Total
Number of projects	396	-	396
Grant amount committed	6,885,157	-	6,885,157
Project level co-financing in cash	3,664,761	-	3,664,761
Project level co-financing in kind	3,413,004	-	3,413,004
Total co-financing *	7,077,765		
Source: SGP database as of 2023			
* Total co-financing = Total project level co-financing (in cash and in kind) + Non-GEF grant amount committed			

	July 2016 - June 2017	July 2019 - June 2020	July 2020 - June 2021	Total Value 2016 - 2023
Focal Area Distribution (by completed projects)				
Biodiversity	-	1	2	3
Climate Change	8	-	15	23
Land Degradation	11	1	4	16
Chemicals and Waste	-	-	2	2
Total Projects Completed	19	2	23	44

Source: Reporting by Country Programme as part of Annual Monitoring Process (2016-2023)

	July 2016 - June 2017	July 2017 - June 2018	July 2018 - June 2019	July 2019 - June 2020	July 2020 - June 2021	July 2021 - June 2022	July 2022 - June 2023	Total Value 2016 - 2023 **
** Kindly note the total values 2016-2023 have undergone comprehensive quality assurance that supports aggregation of results over time. This includes removal of duplicative data over time and/or inclusion of more results based on verification by SGP country teams.								
PROGRESS TOWARDS FOCAL AREA OBJECTIVES								
Biodiversity								
Number of biodiversity projects completed	-	-	-	1	2	-	-	3
Number of Protected Areas (PAs) positively influenced	-	-	-	1	2	-	-	2
Hectares of PAs	-	-	-	5,092	1,166,690	-	-	1,166,690
Number of biodiversity-based products sustainably produced	-	-	-	1	1	-	-	2
Number of significant species conserved	-	-	-	-	4	-	-	4
Number of target landscapes/seascapes under improved community conservation and sustainable use	-	-	-	1	4	-	-	4
Hectares of target landscapes/seascapes under improved community conservation and sustainable use	-	-	-	4	3,246,190	-	-	3,246,194
Climate Change								
Number of climate change projects completed	8	-	-	-	15	-	-	23
Did the country programme address community-level barriers to deployment of low-GHG technologies? (yes/no)	Yes	-	-	-	Yes	-	-	2
Hectares of forests and non-forest lands with restoration and enhancement of carbon stocks initiated through completed projects	-	-	-	-	12	-	-	12
Number of typologies of community-oriented, locally adapted energy access solutions with successful demonstrations or scaling up and replication	1	-	-	-	1	-	-	2

	July 2016 - June 2017	July 2017 - June 2018	July 2018 - June 2019	July 2019 - June 2020	July 2020 - June 2021	July 2021 - June 2022	July 2022 - June 2023	Total Value 2016 - 2023 **
Number of households achieving energy access co-benefits (ecosystem effects, income, health and others)	85	-	-	-	813	-	-	898
Breakdown of projects								
Low carbon technology and renewable energy projects	8	-	-	-	12	-	-	20
Energy efficiency solutions projects	-	-	-	-	1	-	-	1
Conservation and enhancement of carbon stocks projects	-	-	-	-	2	-	-	2
Land Degradation								
Number of land degradation projects completed	11	-	-	1	4	-	-	16
Number of community members with improved actions and practices that reduce negative impacts on land uses	836	-	-	80	180	-	-	1,096
Number of community members demonstrating sustainable land and forest management practices	585	-	-	80	180	-	-	845
Hectares of land brought under improved management practices	156	-	-	2	13	-	-	171
Number of farmer leaders involved in successful demonstrations of agro-ecological practices	32	-	-	4	5	-	-	41
Number of farmer organizations, groups or networks disseminating climate-smart agroecological practices	14	-	-	4	5	-	-	23
Chemicals and Waste								
Number of chemicals and waste projects completed	-	-	-	-	2	-	-	2
Number of mercury management projects completed	-	-	-	-	2	-	-	2
Mercury avoided, reduced or sustainably managed (kg)	-	-	-	-	120	-	-	120

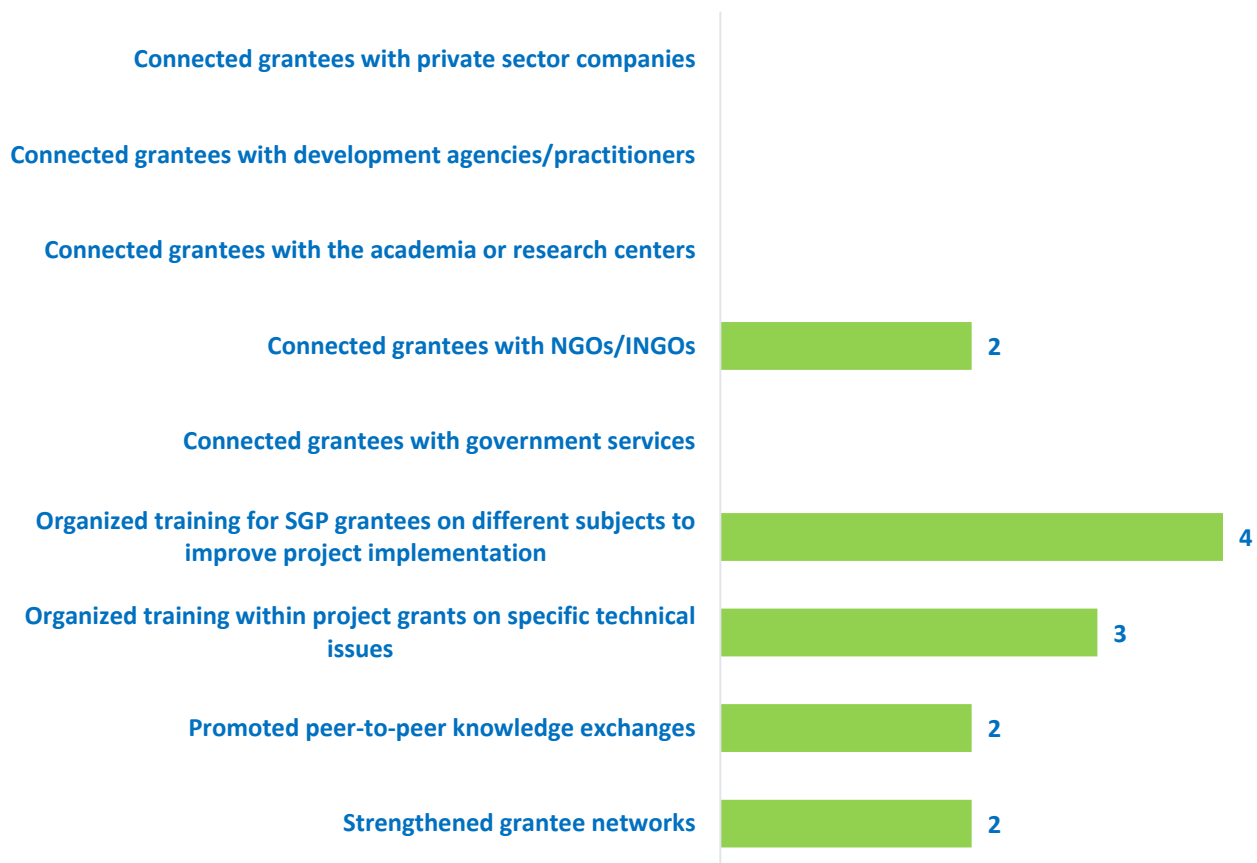
	July 2016 - June 2017	July 2017 - June 2018	July 2018 - June 2019	July 2019 - June 2020	July 2020 - June 2021	July 2021 - June 2022	July 2022 - June 2023	Total Value 2016 - 2023 **
Community-Based Tools/Approaches Deployed as Part of the Portfolio								
Organic farming	-	-	-	-	Yes	-	-	1
Development of alternatives to chemicals	-	-	-	-	Yes	-	-	1
Awareness raising and capacity development	-	-	-	-	Yes	-	-	1
GRANTMAKER PLUS								
Gender								
Number of gender responsive completed projects	19	-	-	2	23	-	-	44
Number of completed projects led by women	9	-	-	-	5	-	-	14
Programme Management: NSC gender focal point (yes/no)	Yes	Yes	Yes	Yes	Yes	Yes	Yes	7
Indigenous Peoples								
Programme Management: NSC IP focal point (yes/no)	Yes	-	-	-	-	Yes	-	2
Youth								
Number of completed projects that included youth	1	-	-	2	20	-	-	23
Number of youth organizations	1	-	-	-	-	-	-	5
Programme Management: NSC youth focal point (yes/no)	Yes	Yes	-	Yes	Yes	Yes	Yes	6
BROADER ADOPTION (Scaling up, Replication, Policy Influence, Improving Livelihoods)								
Projects improving livelihoods of communities	19	-	-	2	23	-	-	44
PROGRAMME EFFECTIVENESS								
Peer-to-peer exchanges conducted	-	-	-	2	-	-	-	2
Community-level trainings conducted	-	-	-	2	-	-	-	2

	July 2016 - June 2017	July 2017 - June 2018	July 2018 - June 2019	July 2019 - June 2020	July 2020 - June 2021	July 2021 - June 2022	July 2022 - June 2023	Total Value 2016 - 2023 **
Number of projects monitored through field visits	-	-	-	5	8	10	-	23
PROGRAMME MANAGEMENT								
National Steering Committee								
Number of NSC meetings occurred during the reporting period	6	1	3	2	-	1	3	16
Average number of NSC members that participated in each NSC meeting	4	7	7	8	-	10	8	7

GRAPHICAL REPRESENTATION OF KEY RESULTS

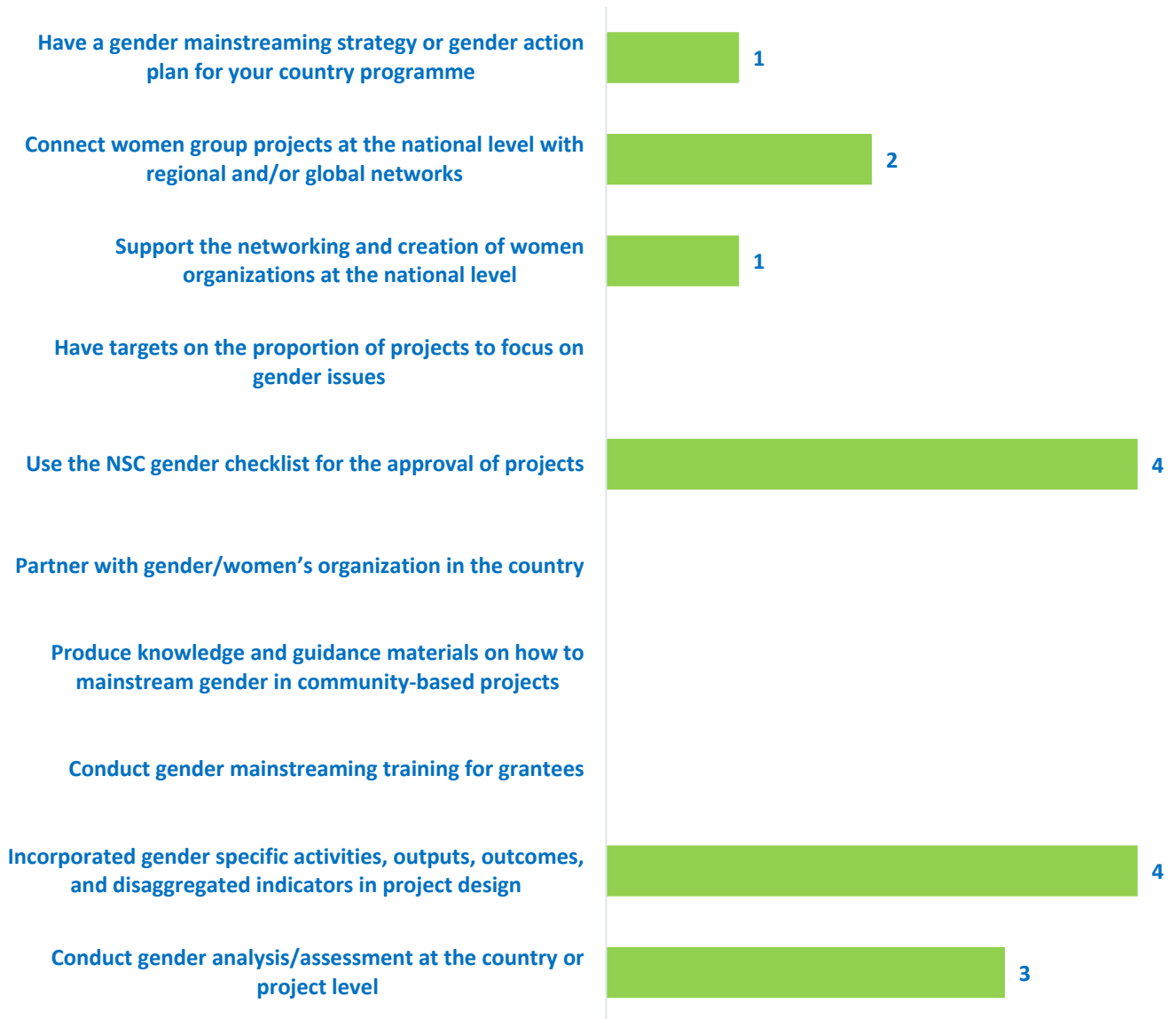
Interpreting the Green Bars in Graphs: The presence of green bars indicates the number of years that the country programme has achieved specific results. If a green bar is absent, it signifies that while the associated result is not observed in the country programme, it is still evident in the overall aggregated SGP portfolio.

Number of Years Country Programme Deployed Capacity Development Strategies (Over 7-year reporting period from 2017-2023)



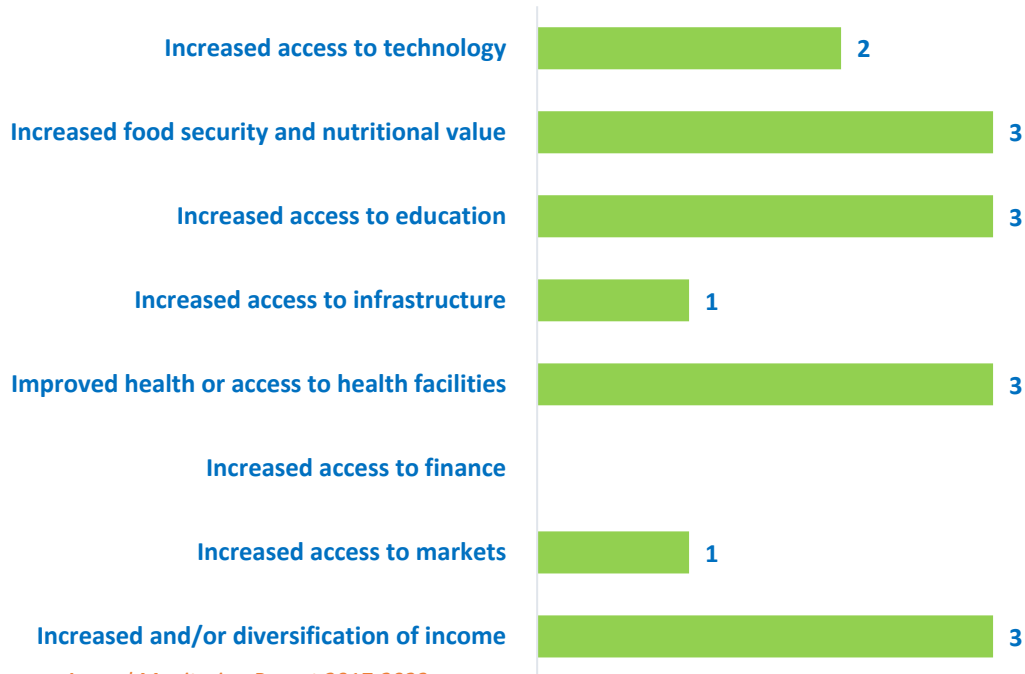
Source: Annual Monitoring Report 2017-2023

**Number of Years Country Programme Deployed Gender Mainsreaming Strategies
(Over 7-year reporting period from 2017-2023)**



Source: Annual Monitoring Report 2017-2023

Number of Years Country Programme Deployed Strategies to Improve Community Livelihoods and Quality of Life (Over 7-year reporting period from 2017-2023)



Source: Annual Monitoring Report 2017-2023

Number of Years Country Programme Deployed Market-based and Financial Mechanisms to Improve Community Livelihoods (Over 7-year reporting period from 2017-2023)



Source: Annual Monitoring Report 2017-2023

**Number of Years Country Programme Addressed Sustainable Development Goals
(Over 7-year reporting period from 2017-2023)**



Source: Annual Monitoring Report 2017-2023

EXAMPLES OF PROJECT RESULTS

Biodiversity

In **Cote d'Ivoire**, SGP supported grantee *Samaritain D'Afrique* in a project that aimed to protect farm *garcinia afzelii*, a wild plant that grows in the protected area of Mont Nimba. Community people, particularly the women living around this protected area, frequently entered the park to cut the plant for commercial purposes. To address this problem, the initiative created a 4 ha *garcinia afzelii* plantation for community use while also focusing on capacity development on protected areas conservation for the community members of four villages around Mont Nimba. 105 beneficiaries, including 28 women have also been trained and involved in best practices on agroecology and reforestation. The project will improve beneficiaries' income as the plants produced will be sold in the local market. **(Source: Annual Monitoring Report, 2019-2020)**

Land Degradation

In **Cote D'Ivoire**, SGP supported grantee *Mutuelle de Développement Economique et Social de Kissikro* in the reforestation of 10 ha of land in the village of Kissikro, Beoumi Department. The project focused on helping 20 farmers while creating a plantation of *acacia mangium* to address the issue of the lack of firewood that the community was facing.

As key results, 5 women and 15 men have been trained in sustainable agriculture practice, agroforestry, improved stove construction, and management of a CBO. 40 stoves have also been built, 2 ha *acacia mangium* has been planted and a local monitoring committee was created to promote good practices in agriculture. To allow the beneficiaries to have income during the maturation of the plants, the project also proposed the cultivation of groundnut, in association with *acacia mangium*. **(Source: Annual Monitoring Report, 2016-2017)**

Chemical and Waste Management

In **Cote d'Ivoire**, with support from SGP grantee, *Mutuelle pour le Développement de Kodougou* tackled the problem of illegal gold mining and the use of POPs in the Mont Djyenguélé landscape. *Mutuelle pour le Développement de Kodougou* is a grassroots community organization set up by the population of the village of Kodougou to protect the environment and to fight against illegal gold washing and the uncontrolled use of heavy metals. To reach this objective, the project has promoted the mobilization and participation of communities in agriculture, forestry, and beekeeping activities with the aim to provide a new source of income for former illegal gold panners. As key results, five former illegal miners were trained in modern beekeeping and seeds, equipment and hives were also provided to beneficiaries. In addition, the project built the capacity of 15 community members in new farming practices. **(Source: Annual Monitoring Report, 2020-2021)**

Social Inclusion – Gender

In **Cote d'Ivoire**, SGP supported two grantees on two projects to protect the landscape of Mount Nimba region of the country. The grantee, *Ecotourism Cote d'Ivoire*, introduced a new approach of cocoa farming in the forested Mount Nimba region, while grantee, *Samartain d'Afrique*, created a nursery with species of wood (*garcinia afzelii*) for oral hygiene, along with reforestation around four villages near Mount Nimba. The first project demonstrated successfully that cacao can be produced without forest destruction while the second one successfully demonstrated the farming of *garcinia afzelii*, a wild plant that grows in the reserve of Mt Nimba that served as generating income activities for women living around the reserve. Out of 310 beneficiaries who were involved in the implementation of the two projects, 89 were women. Both projects allowed strengthening of women's knowledge of natural resources and biodiversity preservation, particularly reserves and protected areas within their biodiversity. Furthermore, women in these projects served as environment ambassadors as they helped to strengthen advocacy towards the men (their husbands) who are generally cocoa farmers to adopt new and best practices in forest and land management. Finally, the two

projects promoted social inclusion because not only were the women involved in their design and implementation, but they also contributed towards women's empowerment and the improvement of their livelihoods. **(Source: Annual Monitoring Report, 2019-2020)**

In **Cote D'Ivoire**, SGP supported grantee, *Initiatives Pour le Développement des Communautés (IDC)*, in the introduction of upgraded stoves that can help with the production of sea salt in the villages of Ahua, Grand-Jack and Adjacoutié. The project targeted 35 women, traditional sea salt producers, who were increasingly challenged by the lack of wood energy, essential for their activity. To address this problem, women have been using copra and coconut plants as cooking energy, which is a source of disease and high CO2 emissions. This project aimed to introduce improved stoves in households as an alternative to preserve wood resources and to protect the health of women.

Thanks to the implementation of the project, 45 improved stoves and 9 smoking ovens were built and used in the villages of the project area, improving the working conditions of at least 30 women who started using energy efficient and less polluting technologies. 50 households abandoned traditional cooking technologies, reducing their expenses and improving their income, saving up to USD 48 a month. The amount of wood fuel used by the women beneficiaries was reduced by 30% and CO2 emission decreased by 70-80%.

Furthermore, this initiative also promoted and strengthened women's participation in local governance, particularly in the natural resource management process. As beneficiaries, the project enabled women to increase their income which strengthened their autonomy and social integration. In particular, income from marketing activities increased by 20-30% due to reduced energy costs. **(Source: Annual Monitoring Report, 2020-2021)**

South-South Exchange

From January 2021 to April 2022, a project of evaluation and sharing of innovative experiences was implemented in agroecology and green energies in 10 countries, eight of which were SGP countries including **Burkina Faso, Benin, Cameroon, Cote d'Ivoire, Senegal, Guinea, Niger, and Togo**. The objective of the project was to address deforestation and climate change by consolidating and scaling up good practices in the context of exchanges of South-South experiences. At the end of the project, several animations were created. One was about an African cluster on green coal, another introduced a virtual initiative sharing platform including 31 climate initiatives. The modernization of a production unit was supported in Cameroon, and an association was formed in Guinea. Training on the production of Biochar was held in Cote d'Ivoire in July 2021, with the participation of 25 people from 10 countries. An award ceremony was organized for winners from 14 countries. In October 2021, an animation of an African cluster on agroecology was created through the dissemination of the good practices of "peasant seeds for better resilience to climate change". In addition, experiments on traditional improved granaries (GTA) were continued. Bi-fertilizers and bio-protective recipes were developed. **(Source: Annual Monitoring Report, 2021-2022)**

ALIGNMENT OF OP7 COUNTRY PROGRAMME STRATEGY WITH NATIONAL PRIORITIES

National environmental priorities defined in the National Development Plan (PND) for the period 2016-2020, developed and implemented jointly by UNDP and the Government of Ivory Coast, are broken down into nine (9) priority initiatives as follows:

- 1) Strengthening the institutional and regulatory framework for water, forests and the environment through the development and adoption of the health code and the laws on waste and biological diversity, improve the monitoring-evaluation system for water and forest programs and projects, establish a sustainable financing mechanism for the forestry sector.
- 2) Raising awareness among populations regarding the protection of the environment and waters and forests through strengthening the capacities of environmental and sustainable development stakeholders and maintaining national foundations on the environment and sustainable development. It is also about raise awareness among populations regarding the protection of water and forests through capacity building operational aspects of the structures responsible for the management of forest, wildlife and water resources and through the popularization of regulatory texts.
- 3) Reconstruction of the forest heritage and stabilization of the cover to the international standard by the strengthening the conservation of national parks and nature reserves, extending the network protected areas, strengthening the protection of existing forest cover and taking control classified forests infiltrated by illegal immigrants.
- 4) Strengthening the preservation of biodiversity through the assessment of national wildlife potential and improving the management and monitoring of national parks and nature reserves.
- 5) Strengthening integrated water resources management by strengthening the Center's capacities Ivorian Antipollution (CIAPOL), the protection of water resources and the implementation of tools for regulation of access to these resources.
- 6) Strengthening the fight against coastal erosion and capacities for adaptation and mitigation of effects of climate change through, respectively, the effective and efficient implementation of the Plan strategy for the protection of coastal zones and the implementation of actions identified in the Intended Nationally Determined Contributions (INDC) and the Reduction Program greenhouse gas emissions as well as the POLLUMAR Plan.
- 7) Strengthening green and sustainable development sectors through skills development of actors in green sectors and technologies, the promotion of Social Responsibility of Organizations and sustainable public purchases that are more respectful of the environment, and the integration of young people in green environments.
- 8) Strengthening sustainable environmental protection through the construction and equipment of environmental management structures, the development of measurement and analysis stations of the quality of environmental matrices (water, air, soil), restoration of degraded ecosystems, sustainable management of pesticides and obsolete inputs, assessment and management of risks linked to chemical products, and the implementation of the Environmental Information System (EIS).
- 9) Reducing disaster risks by strengthening disaster risk management through the complete assessment and territorial mapping of natural risks, the development of national indicators of vulnerability to natural risks and their integration into programs, development projects and plans.

List of relevant conventions and national/regional plans or programmes:

Conventions + cadres de planification nationaux	Date de ratification / d'achèvement
Dialogues nationaux GEF-7	2019
Convention sur la diversité biologique (CDB)	1994
Stratégie et Plan d'action nationaux pour la biodiversité de la CDB (SPANB)	1994
Protocole de Nagoya sur l'accès et le partage des avantages (APA)	2013
Convention-cadre des Nations Unies sur les changements climatiques (CCNUCC)	1994
Communications nationales à la CCNUCC (1 ^{ère} , 2 ^{ème} , 3 ^{ème})	2001-2010-2017
Mesures d'atténuation appropriées au niveau national (NAMA) de la CCNUCC	2014/2030
Plans d'action nationaux d'adaptation (PANA) de la CCNUCC	2012
Contributions déterminées au niveau national (CDN) pour l'Accord de Paris	2016
Convention des Nations Unies sur la lutte contre la désertification (CNULD)	1997
Programmes d'action nationaux au titre de la CCNUCC (PAN)	2012
Convention de Stockholm (CS) sur les polluants organiques persistants (POP)	2003
Plan national de mise en œuvre (PNMO) de la CS	2012
Convention de Minamata (CM) sur le mercure	2013
Objectifs de développement durable (ODD) - Agenda 2030 de l'ONU	2012
Examens nationaux volontaires (VNR) pour les ODD des Nations Unies	2012
Programmes d'action stratégique (PAS) pour les masses d'eau internationales partagées (IW) ³	
Autres (énumérer) selon le cas	
Convention de Stockholm sur les Polluants Organiques Persistants	2003
Convention relative aux zones humides d'importance internationale, particulièrement comme habitat de la sauvagine	1993

Convention sur le Commerce international des espèces de la faune et de la flore sauvages menacées d'extinction	1993
Convention relative à la coopération en matière de protection et de mise en valeur du milieu marin et des zones côtières de la région de l'Afrique de l'Ouest et du Centre	1982
Convention africaine sur la conservation de la nature et des ressources naturelles	1969
Protocole de Montréal relatif à des substances qui appauvrissent la couche d'ozone	1992
Protocole de Cartagena sur la prévention des risques biotechnologiques	1994
Code de l'Environnement	1996
Code de l'Eau	1998
Code forestier	2015
Stratégie Nationale de conservation et d'utilisation durables de la diversité biologique	2002
Stratégie nationale de mise en œuvre de la Convention-Cadre des Nations Unies sur les Changements Climatiques, MERF	1995

UNDP-implemented Small Grants Programme is delivering integrated results at the country level supporting local level capacities aligned with multiple Multilateral Environmental Conventions. This includes support to work for CBD National Biodiversity Strategy and Action Plan (NBSAP), UNFCCC Nationally Determined Contributions (NDCs), Nationally Appropriate Mitigation Actions (NAMA) and National Adaptation Plans of Action (NAPA), UNCCD National Action Programmes (NAP), and localization of Sustainable Development Goals, amongst many others.

METHODOLOGICAL BASIS OF COUNTRY REPORT

- Results aggregations over time are only for completed projects.
- With SGP's rolling modality, results reflect all ongoing operational phases during the indicated period. Please refer to the total projects completed on the first page for information in this regard.
- The source of reported results is the annual monitoring process, which is part of the annual monitoring requirements for each country programme. Additionally, evaluative evidence sources have also been leveraged, if available for the country programme.
- This results report benefits from extensive quality assurance. All information across all countries in the portfolio is harmonized, verified, and evidenced before being reported. Several layers of this quality assurance have been implemented in the generation of this report and there are no result duplications across years. This point is important not only for a specific unit of measurement (i.e., indicator selected) but also for results aggregation across years in a given operational phase. Reported results include both direct and indirect global-environmental and socio-economic benefits. This is due to SGP's work in two key areas:
 - SGP works towards behavioural change at individual, organizational, and community levels. Social determinants that shape human interaction with the environment play an important role, especially at the community level, as sustainability and the continuation of environmental gains often depend on them. These factors include positive shifts in knowledge, attitudes, practices, social and cultural norms, and conventions. Such interventions shape not only demand but also communication between community leaders and other influencers in promoting the adoption of environmentally friendly behaviours and practices. Often, SGP projects have ripple effects that go well beyond the direct scope of the project, emphasizing the importance of measuring indirect impact.
 - Encouraging Community Action for Environmental Change. For many years, SGP has focused on promoting and supporting local community groups to bring about broader and sustainable environmental change. This approach is a key aspect of SGP's work and recognizes the power of motivated community groups to create significant impact and drive positive transformation. Community group action refers to informal gatherings of individuals and organizations in the community who share a common belief and purpose. It involves taking practical steps over time to address environmental and socioeconomic challenges and creating positive change. This grassroots-level approach relies on the active involvement and empowerment of the community, with the initial efforts acting as a catalyst for further mobilization. By encouraging self-governance and involving those most affected by the issues, community action can extend its influence to more people in the community, underscoring the importance of measuring indirect impact.