



SGP The GEF
Small Grants
Programme



SMALL GRANTS PROGRAMME RESULTS REPORT (FY 2017-2023)

GRENADA



COUNTRY REPORT CARD

FY 2017-2023

PORTFOLIO PROFILE SINCE INCEPTION			
Country Programme Name	Grenada		
Year Started	2013		
	GEF	Non-GEF	Total
Number of projects	51	5	56
Grant amount committed	2,511,273	140,989	2,652,263
Project level co-financing in cash	514,031	17,267	531,298
Project level co-financing in kind	1,063,504	18,361	1,081,866
Total co-financing *	1,754,153		
Source: SGP database as of 2023			
* Total co-financing = Total project level co-financing (in cash and in kind) + Non-GEF grant amount committed			

	July 2016 - June 2017	July 2017 - June 2018	July 2018 - June 2019	July 2019 - June 2020	July 2020 - June 2021	July 2021 - June 2022	July 2022 - June 2023	Total Value 2016 - 2023
Focal Area Distribution (by completed projects)								
Biodiversity	4	1	-	-	-	-	-	5
Climate Change	-	3	-	3	-	9	1	16
Land Degradation	-	2	-	1	-	-	-	3
Capacity Development	1	3	-	-	-	-	-	4
International Waters	-	-	-	-	-	1	-	1
Total Projects Completed	5	9	-	4	-	10	1	29

Source: Reporting by Country Programme as part of Annual Monitoring Process (2016-2023)

	July 2016 - June 2017	July 2017 - June 2018	July 2018 - June 2019	July 2019 - June 2020	July 2020 - June 2021	July 2021 - June 2022	July 2022 - June 2023	Total Value 2016 - 2023 **
** Kindly note the total values 2016-2023 have undergone comprehensive quality assurance that supports aggregation of results over time. This includes removal of duplicative data over time and/or inclusion of more results based on verification by SGP country teams.								
PROGRESS TOWARDS FOCAL AREA OBJECTIVES								
Biodiversity								
Number of biodiversity projects completed	4	1	-	-	-	-	-	5
Number of target landscapes/seascapes under improved community conservation and sustainable use	-	1	-	-	-	-	-	1
Climate Change								
Number of climate change projects completed	-	3	-	3	-	9	1	16
Did the country programme address community-level barriers to deployment of low-GHG technologies? (yes/no)	-	Yes	-	-	-	-	-	1
Number of typologies of community-oriented, locally adapted energy access solutions with successful demonstrations or scaling up and replication	-	2	-	1	-	-	-	3
Breakdown of projects								
Low carbon technology and renewable energy projects	-	3	-	2	-	-	-	5
Energy efficiency solutions projects	-	-	-	1	-	-	-	1
Land Degradation								
Number of land degradation projects completed	-	2	-	1	-	-	-	3
Number of community members with improved actions and practices that reduce negative impacts on land uses	-	-	-	21	-	25	-	46
Number of farmer leaders involved in successful demonstrations of agro-ecological practices	-	8	-	1	-	1	-	10

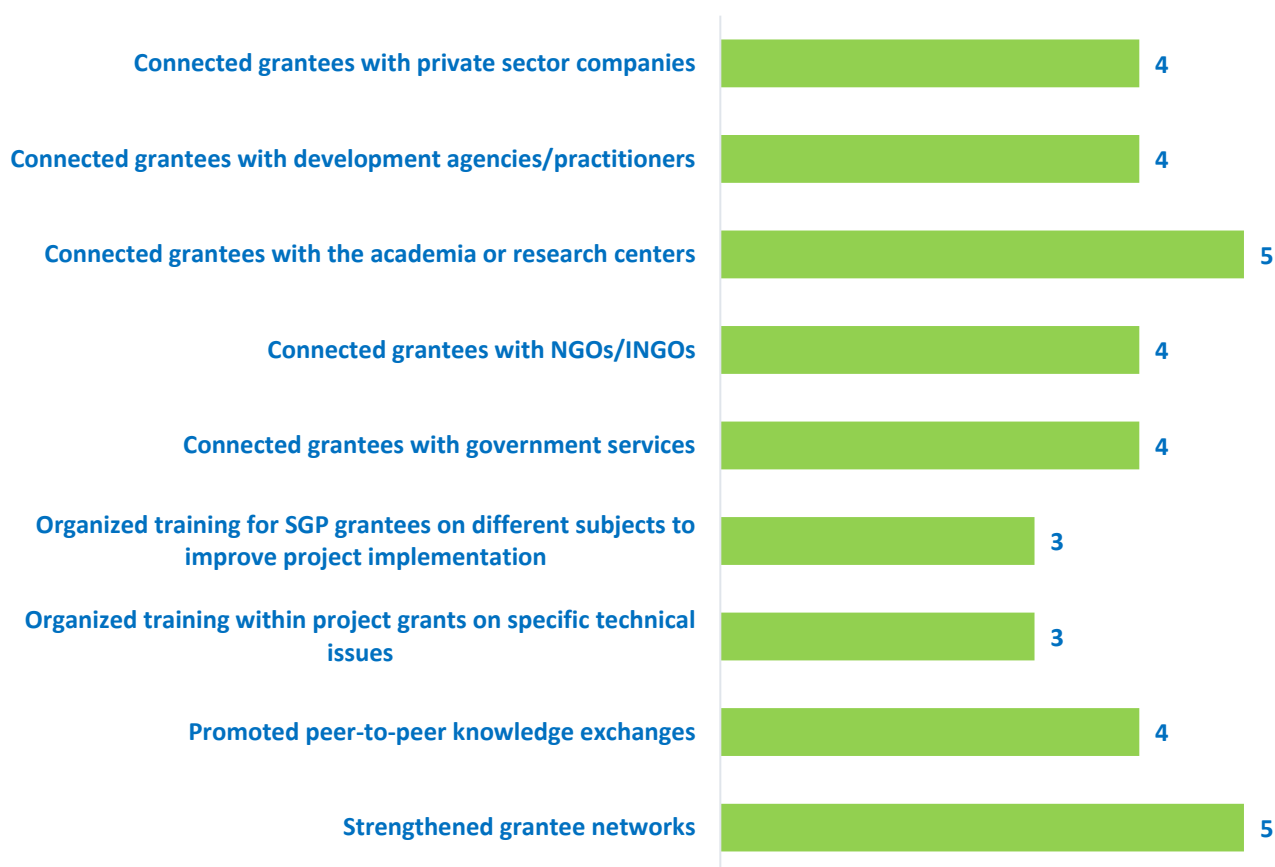
	July 2016 - June 2017	July 2017 - June 2018	July 2018 - June 2019	July 2019 - June 2020	July 2020 - June 2021	July 2021 - June 2022	July 2022 - June 2023	Total Value 2016 - 2023 **
Number of farmer organizations, groups or networks disseminating climate-smart agroecological practices	-	4	-	1	-	1	-	6
International Waters								
Number of international waters projects completed	-	-	-	-	-	1	-	1
Hectares of river and lake basins converted	-	1	-	-	-	-	-	1
Community-Based Tools/Approaches Deployed as Part of the Portfolio								
Organic farming	-	Yes	-	-	-	-	-	1
Capacity Development								
Number of capacity development projects completed	1	3	-	-	-	-	-	4
Number of civil society organizations with strengthened capacities	-	-	-	-	-	4	-	4
Number of community-based organizations with strengthened capacities	-	10	-	-	-	1	-	11
Number of people with improved capacities to address global environmental issues at the community level	-	65	-	-	-	25	-	90
GRANTMAKER PLUS								
South-South Exchange								
Number of South-South exchanges supported	-	-	-	-	-	1	-	1
Gender								
Number of gender responsive completed projects	3	9	-	4	-	4	-	20
Number of completed projects led by women	1	6	-	1	-	3	-	11
Programme Management: NSC gender focal point (yes/no)	Yes	Yes	-	-	-	Yes	Yes	4

	July 2016 - June 2017	July 2017 - June 2018	July 2018 - June 2019	July 2019 - June 2020	July 2020 - June 2021	July 2021 - June 2022	July 2022 - June 2023	Total Value 2016 - 2023 **
Youth								
Number of completed projects that included youth	-	9	-	3	-	-	-	12
Programme Management: NSC youth focal point (yes/no)	Yes	Yes	-	Yes	-	Yes	Yes	5
BROADER ADOPTION (Scaling up, Replication, Policy Influence, Improving Livelihoods)								
Projects replicated or scaled up	-	4	-	-	-	-	1	5
Projects improving livelihoods of communities	1	9	-	3	-	2	-	15
PROGRAMME EFFECTIVENESS								
Community-level trainings conducted	-	4	-	-	-	-	-	4
Number of projects monitored through field visits	14	20	-	19	-	17	7	77
PROGRAMME MANAGEMENT								
National Steering Committee								
Number of NSC meetings occurred during the reporting period	4	5	-	7	-	2	5	23
Average number of NSC members that participated in each NSC meeting	6	6	-	6	-	7	6	6

GRAPHICAL REPRESENTATION OF KEY RESULTS

Interpreting the Green Bars in Graphs: The presence of green bars indicates the number of years that the country programme has achieved specific results. If a green bar is absent, it signifies that while the associated result is not observed in the country programme, it is still evident in the overall aggregated SGP portfolio.

Number of Years Country Programme Deployed Capacity Development Strategies (Over 7-year reporting period from 2017-2023)



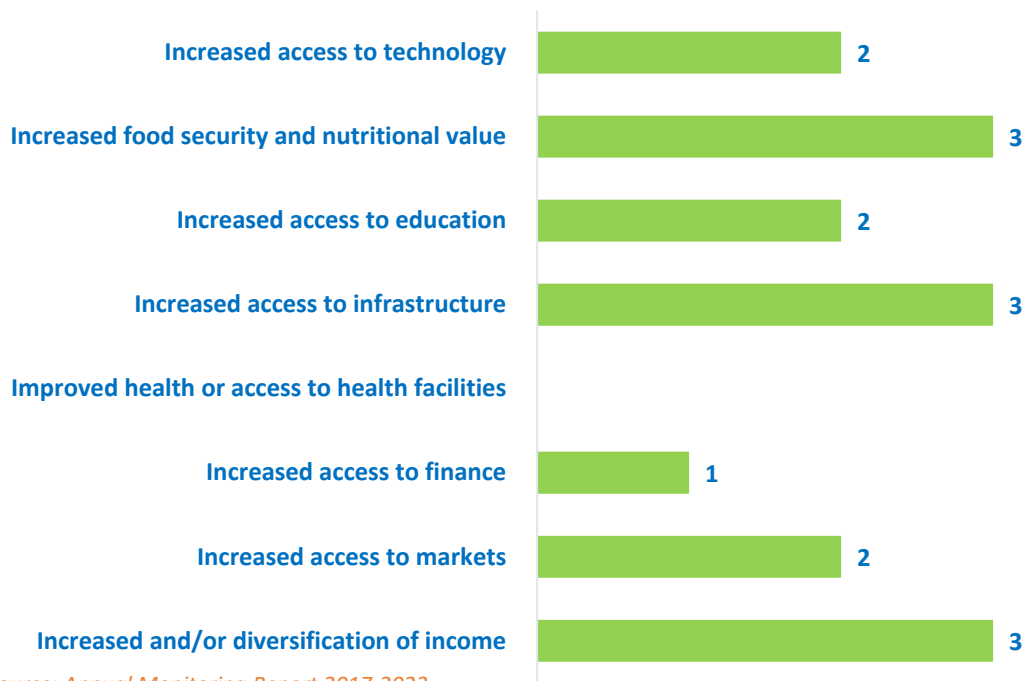
Source: Annual Monitoring Report 2017-2023

**Number of Years Country Programme Deployed Gender Mainsreaming Strategies
(Over 7-year reporting period from 2017-2023)**



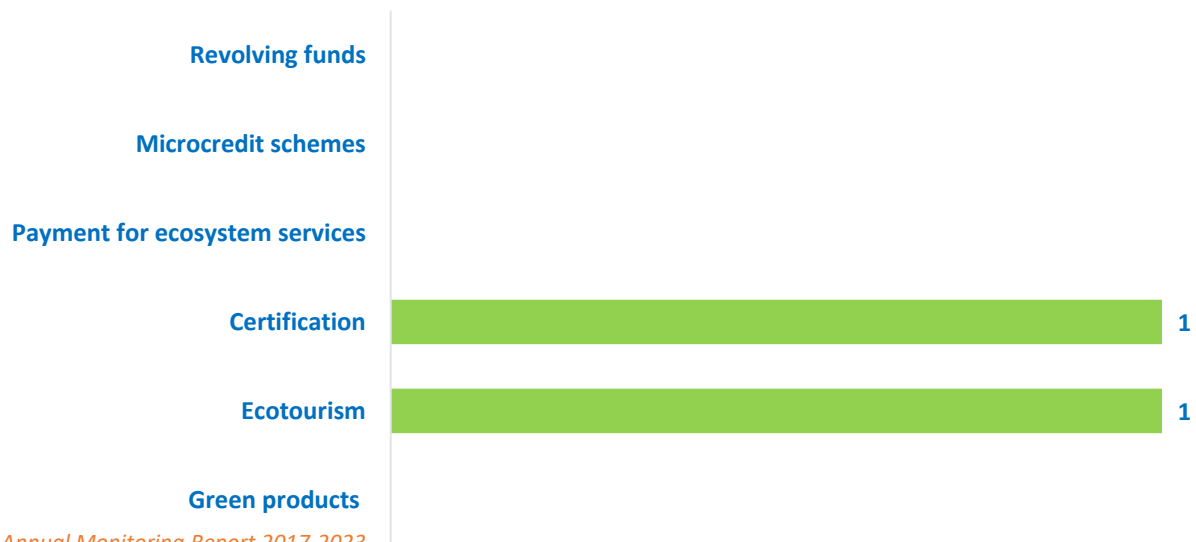
Source: Annual Monitoring Report 2017-2023

**Number of Years Country Programme Deployed Strategies to Improve Community Livelihoods and Quality of Life
(Over 7-year reporting period from 2017-2023)**



Source: Annual Monitoring Report 2017-2023

**Number of Years Country Programme Deployed Market-based and Financial Mechanisms to Improve Community Livelihoods
(Over 7-year reporting period from 2017-2023)**



Source: Annual Monitoring Report 2017-2023

**Number of Years Country Programme Addressed Sustainable Development Goals
(Over 7-year reporting period from 2017-2023)**



Source: Annual Monitoring Report 2017-2023

EXAMPLES OF PROJECT RESULTS

Land Degradation

In **Grenada**, SGP supported grantee *Petite Martinique Women in Action Inc.* in the introduction of Aquaponics for sustainable food crop production by women in the community of Madam Pierre, Petite Martinique. The latter is the smallest of the three islands of the country, and it is challenged by many environmental issues. Residents rely solely on rainwater harvesting for their consumption needs and food crops are grown only on a small scale because of the limited water resources and harsh temperatures that destroy the young plants. To this end, the project proposed the establishment of Aquaponics, a modern method of farming that combines Greenhouse Farming, Hydroponics, and Aquaculture. In this way, farmers can produce food year-round in any climate and particularly in areas with scarce water resources. As key results of this initiative, the grantee established a functional aquaponics system, it improved the availability of fresh food items, and it built the capacity of women to operate an aquaponics system. The project also reported a significant reduction in the use of water and synthetic fertilizers. **(Source: Annual Monitoring Report, 2019-2020)**

CSO-Government Dialogue

In Afghanistan, China, **Grenada**, Marshall Islands, Turkey, the dialogues were initiated by SGP programming activities such as discussion of country programme strategy, project evaluation workshops, knowledge management and capacity building activities. These meetings in a specific context and discussion of common goals and issues helped build trust and partnership between the respective Governments and CSOs laying a foundation for joint work and sustained exchange. **(Source: Annual Monitoring Report, 2016-2017)**

South-South Exchange

An ongoing project in **Saint Lucia** allowed the country programme and its partner *Iyanola Apiculture Collective (IAC)* to integrate a scientific approach into apiculture development. Based on the lessons learned, SGP Saint Lucia and IAC designed a strategic project involving **Saint Kitts and Nevis, Dominica, Saint Vincent and the Grenadines, Grenada, Trinidad and Tobago**, and **Samoa**. A 17-module Information and Communication Technologies (ICT) apiculture training programme was designed which trained over 140 people within and outside the Caribbean region. All participating countries as well as Antigua and Barbuda attended the online beekeeping course. Beekeeping associations in the participating countries were strengthened by training new beekeepers, increasing the number of hives for more honey production, establishing new queen rear facilities, and using mobile units for honey collection in remote areas. Materials and equipment have been ordered for six of the countries. Another cohort of 100 people has started another course on apiculture. The conceptual architectural designs for the Mankote Apiculture Research and Learning Institute (first of its kind) have been completed and presented to the development control authority for review. **(Source: Annual Monitoring Report, 2021-2022)**

Social Inclusion – Youth

In **Grenada**, SGP supported three projects with youth as its focus group and were between the ages of 15-35 years. These projects ensured the engagement with the youth as Grenada's unemployment rate is amongst the highest within the Caribbean. The project on energy efficiency in lighting assembly aimed at increasing the availability and technical knowledge of energy efficient lighting in rural communities. The youth were trained in the design, assembling and installation of energy efficient LED bulbs. In another project, aquaponics was introduced in the community of Madam Pierre for sustainable food crop production. This project built the capacities of the youth on aquaponics, who can fully operate the only aquaponics project in Petite Martinique. This acted as the sole provider of fresh produce to the residents of the island, during the mandatory Covid-19 lockdown. In addition, the Beausejour playing field lighting project had youth as the main

beneficiaries, as the playing field could now be used to accommodate a number of activities at night, thus enhancing opportunities for the youth in the community.
(Source: Annual Monitoring Report, 2019-2020)

Scaling up, Replication and Policy Influence

In **Grenada**, SGP supported a 'Lionfish containment program' involving the training of local marine protected areas (MPA) rangers to assist with data collection, structured culling practices, promotion of lionfish consumption, and jewelry production. The Lionfish containment training for MPA rangers and local fishermen included safe-handling procedures and safety protocols. As a result, a total of almost 7,000 lbs. of lionfish has been removed and consumed by the 'lionfish hunters'.
(Source: Annual Monitoring Report, 2016-2017)

ALIGNMENT OF OP7 COUNTRY PROGRAMME STRATEGY WITH NATIONAL PRIORITIES

List of relevant conventions and national/regional plans or programmes:

Rio Conventions + national planning frameworks	Date of ratification / completion
GEF-7 National Dialogues	January, 2020
Convention on Biological Diversity (CBD)	Ratified on August 11, 1994
CBD National Biodiversity Strategy and Action Plan (NBSAP) (2016-2020)	Completed June 30, 2016
Nagoya Protocol on Access and Benefit-Sharing (ABS)	Nearing completion
UN Framework Convention on Climate Change (UNFCCC)	Ratified 11 August 1994
Grenada National Climate Change Policy and Action Plan	Completed 2007
Kyoto Protocol	6 August 2002
Paris Agreement	Ratified 22 April 2016
Nationally Determined Contributions (NDCs) for Paris Accord	Completed 2016
UN Convention to Combat Desertification (UNCCD)	Ratified 27th May, 1997
UNCCD National Action Programmes (NAP) (Aligned)	Completed May 2015
Stockholm Convention (SC) on Persistent Organic Pollutants (POPs)	Under consideration
SC National Implementation Plan (NIP)	Under consideration

UNDP-implemented Small Grants Programme is delivering integrated results at the country level supporting local level capacities aligned with multiple Multilateral Environmental Conventions. This includes support to work for CBD National Biodiversity Strategy and Action Plan (NBSAP), UNFCCC Nationally Determined Contributions (NDCs), Nationally Appropriate Mitigation Actions (NAMA) and National Adaptation Plans of Action (NAPA), UNCCD National Action Programmes (NAP), and localization of Sustainable Development Goals, amongst many others.

METHODOLOGICAL BASIS OF COUNTRY REPORT

- Results aggregations over time are only for completed projects.
- With SGP's rolling modality, results reflect all ongoing operational phases during the indicated period. Please refer to the total projects completed on the first page for information in this regard.
- The source of reported results is the annual monitoring process, which is part of the annual monitoring requirements for each country programme. Additionally, evaluative evidence sources have also been leveraged, if available for the country programme.
- This results report benefits from extensive quality assurance. All information across all countries in the portfolio is harmonized, verified, and evidenced before being reported. Several layers of this quality assurance have been implemented in the generation of this report and there are no result duplications across years. This point is important not only for a specific unit of measurement (i.e., indicator selected) but also for results aggregation across years in a given operational phase. Reported results include both direct and indirect global-environmental and socio-economic benefits. This is due to SGP's work in two key areas:
 - SGP works towards behavioural change at individual, organizational, and community levels. Social determinants that shape human interaction with the environment play an important role, especially at the community level, as sustainability and the continuation of environmental gains often depend on them. These factors include positive shifts in knowledge, attitudes, practices, social and cultural norms, and conventions. Such interventions shape not only demand but also communication between community leaders and other influencers in promoting the adoption of environmentally friendly behaviours and practices. Often, SGP projects have ripple effects that go well beyond the direct scope of the project, emphasizing the importance of measuring indirect impact.
 - Encouraging Community Action for Environmental Change. For many years, SGP has focused on promoting and supporting local community groups to bring about broader and sustainable environmental change. This approach is a key aspect of SGP's work and recognizes the power of motivated community groups to create significant impact and drive positive transformation. Community group action refers to informal gatherings of individuals and organizations in the community who share a common belief and purpose. It involves taking practical steps over time to address environmental and socioeconomic challenges and creating positive change. This grassroots-level approach relies on the active involvement and empowerment of the community, with the initial efforts acting as a catalyst for further mobilization. By encouraging self-governance and involving those most affected by the issues, community action can extend its influence to more people in the community, underscoring the importance of measuring indirect impact.