



SGP The GEF
Small Grants
Programme



SMALL GRANTS PROGRAMME RESULTS REPORT (FY 2017-2023)

INDONESIA



COUNTRY REPORT CARD

FY 2017-2023

PORTFOLIO PROFILE SINCE INCEPTION			
Country Programme Name	Indonesia		
Year Started	1993		
	GEF	Non-GEF	Total
Number of projects	571	73	644
Grant amount committed	11,843,284	1,696,000	13,539,284
Project level co-financing in cash	2,498,958	17,576	2,516,534
Project level co-financing in kind	12,204,229	1,563,511	13,767,740
Total co-financing *	17,980,274		
Source: SGP database as of 2023			
* Total co-financing = Total project level co-financing (in cash and in kind) + non-GEF grant amount committed			

	July 2018 - June 2019	July 2019 - June 2020	July 2020 - June 2021	July 2021 - June 2022	Total Value 2016 - 2023
Focal Area Distribution (by completed projects)					
Biodiversity	13	4	42	9	68
Climate Change	-	1	8	2	11
Land Degradation	-	1	2	-	3
Capacity Development	-	1	-	10	11
Total Projects Completed	13	7	52	21	93

Source: Reporting by Country Programme as part of Annual Monitoring Process (2016-2023)

	July 2016 - June 2017	July 2017 - June 2018	July 2018 - June 2019	July 2019 - June 2020	July 2020 - June 2021	July 2021 - June 2022	July 2022 - June 2023	Total Value 2016 - 2023 **
** Kindly note the total values 2016-2023 have undergone comprehensive quality assurance that supports aggregation of results over time. This includes removal of duplicative data over time and/or inclusion of more results based on verification by SGP country teams.								
PROGRESS TOWARDS FOCAL AREA OBJECTIVES								
Biodiversity								
Number of biodiversity projects completed	-	-	13	4	42	9	-	68
Number of Protected Areas (PAs) positively influenced	-	-	-	-	2	-	-	2
Hectares of PAs	-	-	-	-	226,098	-	-	226,098
Number of Indigenous and Community Conserved Areas and Territories (ICCAs) positively influenced	-	8	-	-	7	-	-	15
Hectares of ICCAs	-	132,897	-	-	4,175	-	-	137,072
Number of biodiversity-based products sustainably produced	-	-	10	3	5	8	-	26
Number of significant species conserved	-	125	-	20	56	20	-	201
Number of target landscapes/seascapes under improved community conservation and sustainable use	-	9	-	-	5	2	-	16
Hectares of target landscapes/seascapes under improved community conservation and sustainable use	-	-	-	125,285	50	49,926	-	175,261
Climate Change								
Number of climate change projects completed	-	-	-	1	8	2	-	11
Did the country programme address community-level barriers to deployment of low-GHG technologies? (yes/no)	-	No	No	Yes	Yes	Yes	-	3
Hectares of forests and non-forest lands with restoration and enhancement of carbon stocks initiated through completed projects	-	-	-	41,609	-	-	-	41,609

	July 2016 - June 2017	July 2017 - June 2018	July 2018 - June 2019	July 2019 - June 2020	July 2020 - June 2021	July 2021 - June 2022	July 2022 - June 2023	Total Value 2016 - 2023 **
Number of typologies of community-oriented, locally adapted energy access solutions with successful demonstrations or scaling up and replication	-	-	-	2	3	1	-	6
Number of households achieving energy access co-benefits (ecosystem effects, income, health and others)	-	-	-	344	718	5	-	1,067
Breakdown of projects								
Low carbon technology and renewable energy projects	-	-	-	-	4	2	-	6
Energy efficiency solutions projects	-	-	-	6	8	1	-	15
Land Degradation								
Number of land degradation projects completed	-	-	-	1	2	-	-	3
Number of community members with improved actions and practices that reduce negative impacts on land uses	-	-	-	20	40	402	-	462
Number of community members demonstrating sustainable land and forest management practices	-	-	-	75	160	142	-	377
Hectares of land brought under improved management practices	-	-	-	42,464	707	388	-	43,559
Number of farmer leaders involved in successful demonstrations of agro-ecological practices	-	-	-	45	40	12	-	97
Number of farmer organizations, groups or networks disseminating climate-smart agroecological practices	-	-	-	5	2	12	-	19
Community-Based Tools/Approaches Deployed as Part of the Portfolio								
Organic farming	No	Yes	No	No	No	No	-	1
Capacity Development								
Number of capacity development projects completed	-	-	-	1	-	10	-	11

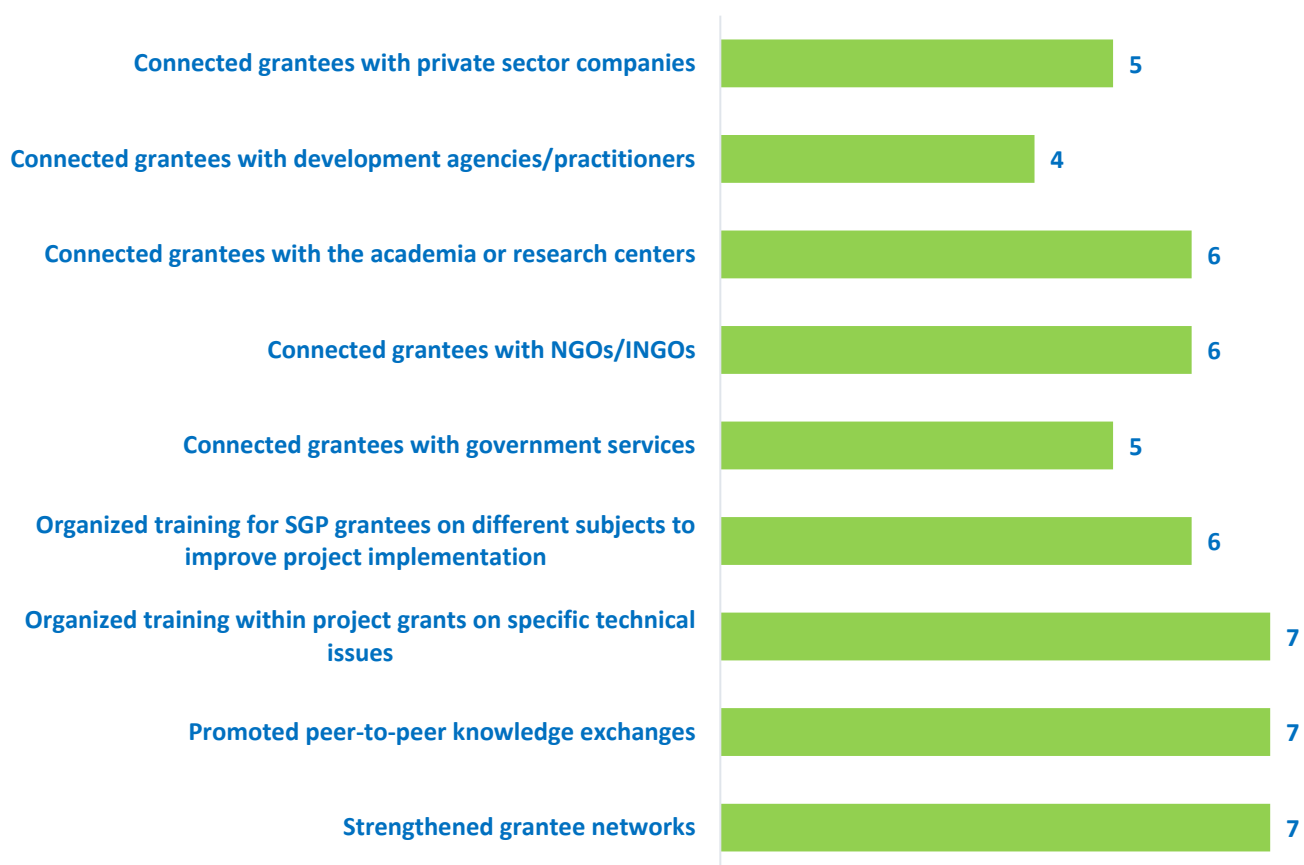
	July 2016 - June 2017	July 2017 - June 2018	July 2018 - June 2019	July 2019 - June 2020	July 2020 - June 2021	July 2021 - June 2022	July 2022 - June 2023	Total Value 2016 - 2023 **
Number of civil society organizations with strengthened capacities	-	-	104	166	536	478	-	1,284
Number of community-based organizations with strengthened capacities	-	10	144	109	231	631	-	1,125
Number of people with improved capacities to address global environmental issues at the community level	-	10	583	6,433	2,035	1,267	-	10,328
GRANTMAKER PLUS								
CSO-Government Dialogue								
Number of CSO-government dialogues supported	-	2	-	1	13	3	5	24
Number of CSO/CBO representatives involved in the dialogues	-	30	-	12	926	250	92	1,310
South-South Exchange								
Number of South-South exchanges supported	-	1	-	3	-	1	1	6
Gender								
Number of gender responsive completed projects	-	-	13	2	20	7	-	42
Number of completed projects led by women	-	-	-	1	18	7	-	26
Programme Management: NSC gender focal point (yes/no)	Yes	Yes	Yes	Yes	Yes	Yes	Yes	7
Indigenous Peoples								
Number of completed projects that included indigenous peoples	-	-	1	26	11	7	-	45
Number of indigenous leaders with improved capacities	-	-	1	26	11	21	-	59
Programme Management: NSC IP focal point (yes/no)	Yes	Yes	Yes	Yes	Yes	Yes	Yes	7
Ways to encourage IP projects								
Proposals accepted in local languages (yes/no)	Yes	Yes	Yes	Yes	Yes	No	Yes	6

	July 2016 - June 2017	July 2017 - June 2018	July 2018 - June 2019	July 2019 - June 2020	July 2020 - June 2021	July 2021 - June 2022	July 2022 - June 2023	Total Value 2016 - 2023 **
Proposals accepted using participatory video (yes/no)	Yes	Yes	Yes	Yes	Yes	Yes	Yes	7
Involved indigenous peoples in NSC and/or TAG (yes/no)	Yes	Yes	Yes	Yes	Yes	Yes	0	6
Enhanced outreach and networking with indigenous people's groups (yes/no)	Yes	Yes	Yes	Yes	Yes	Yes	Yes	7
Youth								
Number of completed projects that included youth	-	-	6	3	2	6	-	17
Number of youth organizations	-	-	6	3	2	-	-	11
Programme Management: NSC youth focal point (yes/no)	Yes	Yes	Yes	Yes	Yes	Yes	Yes	7
BROADER ADOPTION (Scaling up, Replication, Policy Influence, Improving Livelihoods)								
Projects replicated or scaled up	-	-	-	19	29	14	-	62
Projects with policy influence	-	1	4	14	15	8	-	42
Projects improving livelihoods of communities	-	1	5	19	30	12	-	67
PROGRAMME EFFECTIVENESS								
Peer-to-peer exchanges conducted	-	-	-	41	138	6	-	185
Community-level trainings conducted	1	-	-	44	10	13	-	68
Number of projects monitored through field visits	-	4	20	31	38	17	-	110
PROGRAMME MANAGEMENT								
National Steering Committee								
Number of NSC meetings occurred during the reporting period	1	4	11	9	6	5	11	47
Average number of NSC members that participated in each NSC meeting	6	8	7	6	6	7	8	7

GRAPHICAL REPRESENTATION OF KEY RESULTS

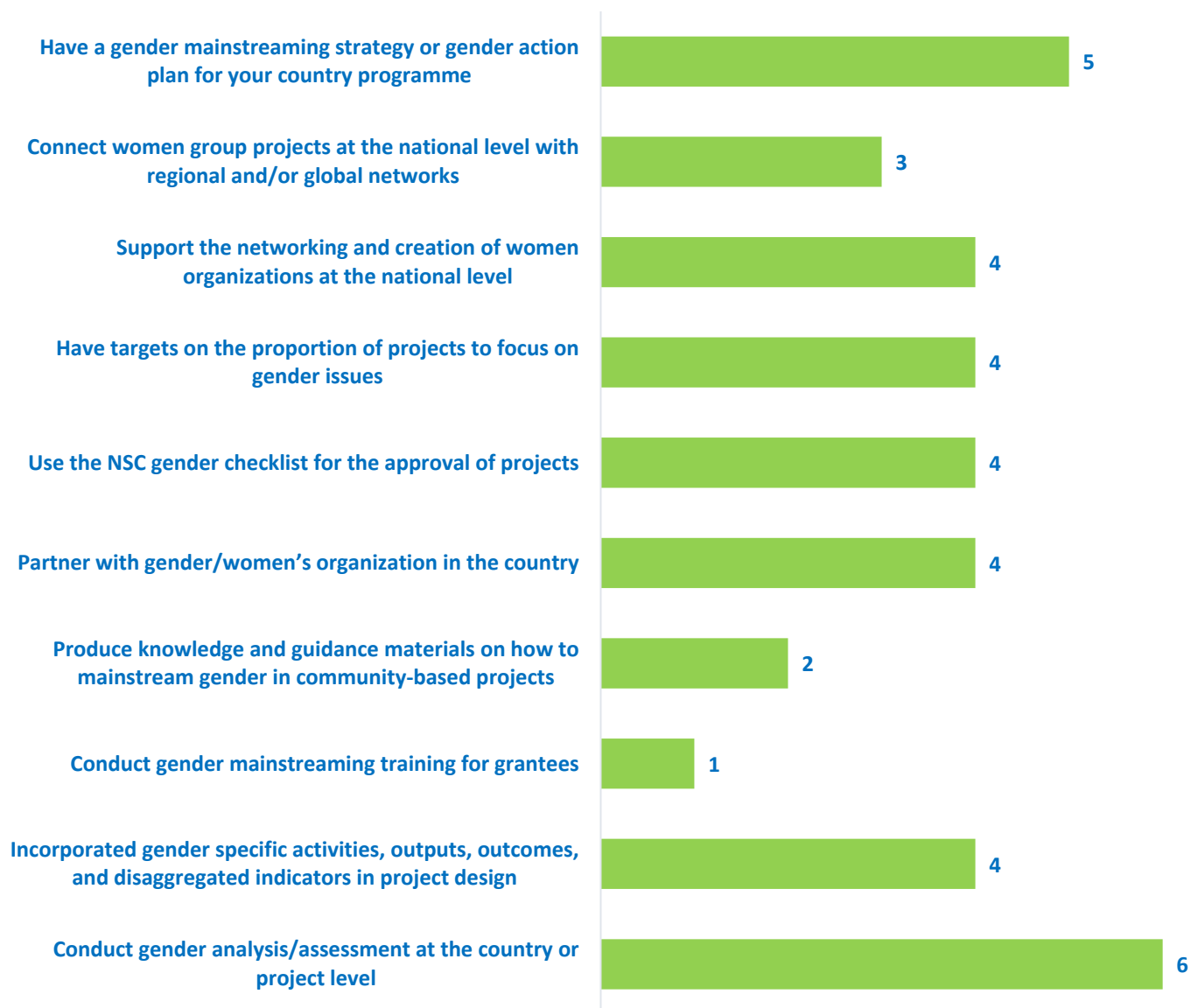
Interpreting the Green Bars in Graphs: The presence of green bars indicates the number of years that the country programme has achieved specific results. If a green bar is absent, it signifies that while the associated result is not observed in the country programme, it is still evident in the overall aggregated SGP portfolio.

Number of Years Country Programme Deployed Capacity Development Strategies (Over 7-year reporting period from 2017-2023)



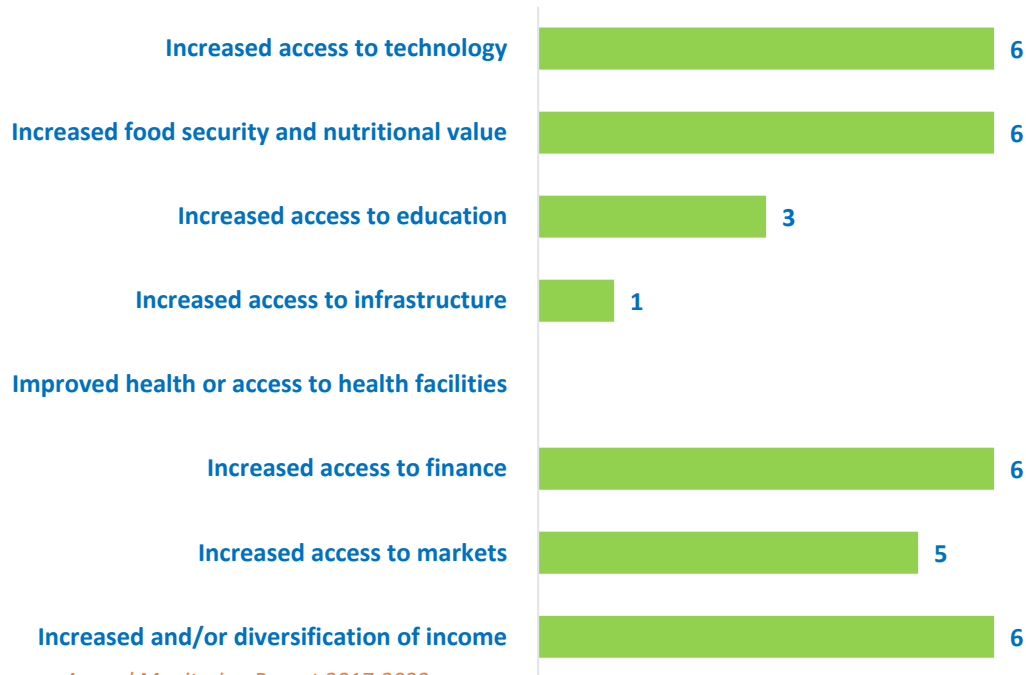
Source: Annual Monitoring Report 2017-2023

**Number of Years Country Programme Deployed Gender Mainsreaming Strategies
(Over 7-year reporting period from 2017-2023)**



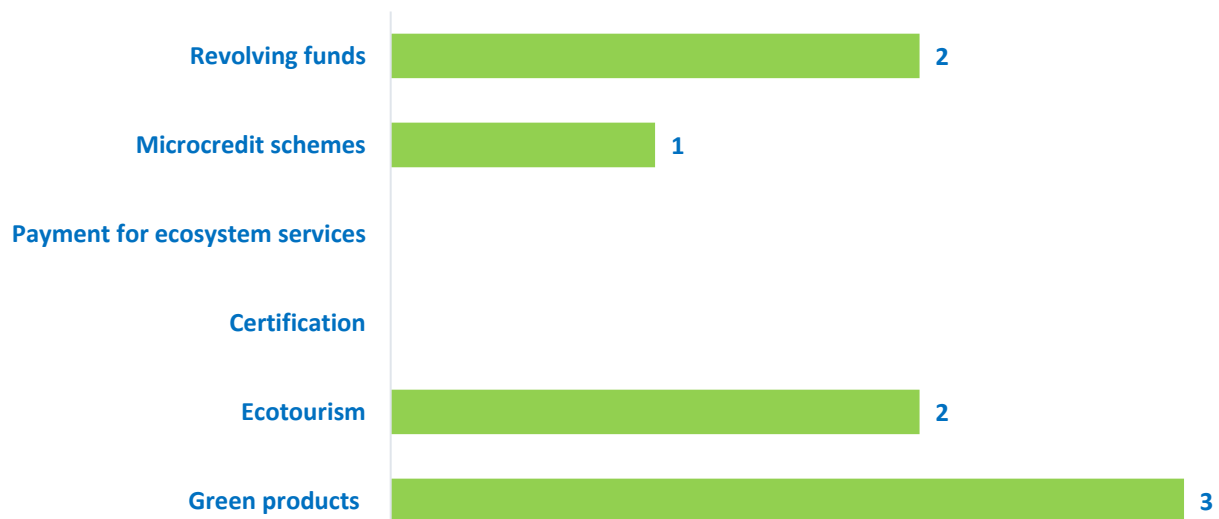
Source: Annual Monitoring Report 2017-2023

**Number of Years Country Programme Deployed Strategies to Improve Community Livelihoods and Quality of Life
(Over 7-year reporting period from 2017-2023)**



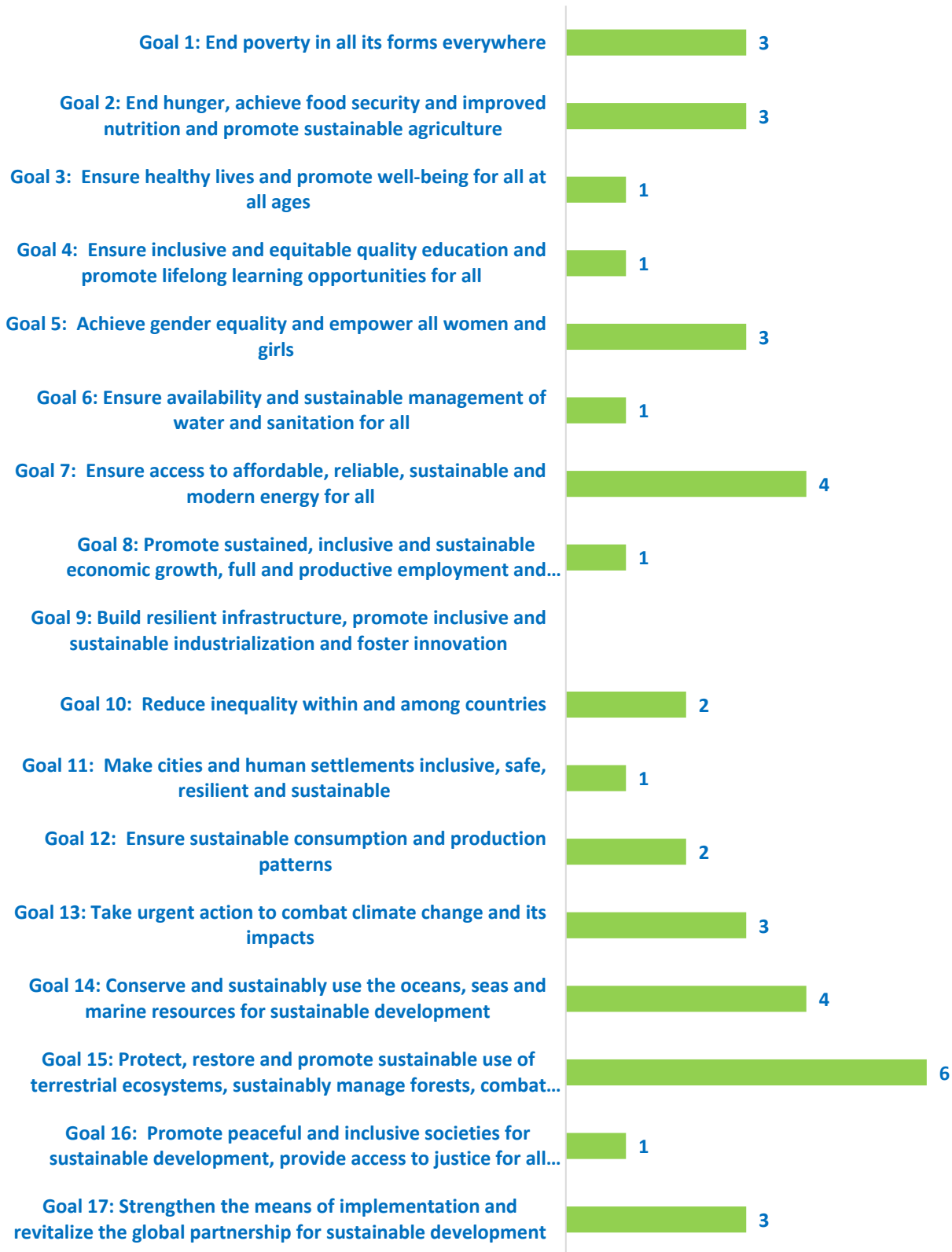
Source: Annual Monitoring Report 2017-2023

**Number of Years Country Programme Deployed Market-based and Financial Mechanisms to Improve Community Livelihoods
(Over 7-year reporting period from 2017-2023)**



Source: Annual Monitoring Report 2017-2023

**Number of Years Country Programme Addressed Sustainable Development Goals
(Over 7-year reporting period from 2017-2023)**



Source: Annual Monitoring Report 2017-2023

EVALUATIVE EVIDENCE

UNDP [Independent Country Programme Evaluation: Indonesia](#), 2019

- UNDP also has had some good success in mobilizing small grants from a private foundation (Tanoto) and the Indonesian Government's Islamic finance institution, the National Zakat Board, or BAZNAS, for SDGs-related work. Given the scale, past and projected growth of BAZNAS in particular, and the success of the partnership to date, there are good prospects for this to grow.
- Civil society participation in the management and conservation of natural resources was supported through the sixth operational phase of the GEF small grants programme. Communities implemented this intervention independently or in partnership with their local government units or CBOs/NGOs grantee partners.
- UNDP interventions for the protection of biodiversity and endangered species (output 3.3), promoted gender equality and the economic empowerment of women through its small grants programme. Besides ensuring gender balance for participants in the planning and management of the grant programme, the project strived to close gender gaps through improved access to and control over resources. This has led to a reported increase in women's participation and decision making in organic farming and agroforestry, including improved women decision-making on the management of their lands and the production of energy-efficient stoves.

EXAMPLES OF PROJECT RESULTS

Sustainable Land Management

In **Indonesia**, *Kelompok Masyarakat Marsudi Lestanton* worked on with the SP3 Pabuto transmigrant community to ensure the sustainable use of sloping land. Workshops were conducted on various topics, including the impact of chemical pesticides, sloping-land-based agriculture, production of organic fertilizers, etc. Some people in the UPT SP3 area who used to only apply the monoculture planting system have started agroforestry implementing a mixed cropping system by planting tree seedlings to be used as buffers on the land. Seedling nurseries were established. Two female community members were in charge of nursery maintenance and care. Institutional capacity building was carried out directly by the Ministry of Social Forestry, which has a positive impact on sustainable land management to keep land productive and strengthen water catchment areas. Community members were also trained on processing the produce into finished products. **(Source: Annual Monitoring Report, 2020-2021)**

South-South Exchange

In April 2022, SGP **Indonesia** and the Philippines shared their ICCA knowledge management stories under the topic “Economic Adaptation and Mitigation Strategies of Indigenous Peoples in the Philippines Responding COVID-19”. A total of 46 people participated. The exchange was funded by the Working Group ICCA in Indonesia. With its support, SGP Indonesia and GSI initiated the workshop of exchanging knowledge between grantee partners and communities in other countries, the Philippines (Bukluran Community), and members of the ICCA Consortium SEA. As results of the exchange, the participants gained knowledge about the resilience of indigenous peoples and local communities in dealing with the development of the COVID-19 pandemic and learned about the initiatives that have been and would be implemented by partners. The network between partners and the ICCA network has been strengthened. **(Source: Annual Monitoring Report, 2021-2022)**

Social Inclusion – Gender

In **Indonesia**, SGP supported grantee, *Pusat Kajian Ekologi Pesisir Berbasis Kearifan Lokal Biologi FMIPA UNG (PKEPKL)*, in the activities to enhance local wisdom in managing biodiversity and the forest areas in Tumba, a town situated in the North-East of Jakarta, inhabited by about 250 people and 90 families.

The project targeted a group of 12 women, and it encouraged them to run small environment friendly businesses based on the use of local commodities, with the aim to increase household economic income. To this end, processed cocoa products and variations of VCO coconut oil products were developed and become the main products of these women’s businesses. These commodities were marketed on a limited scale at various events such as seminars, Gorontalo Departmental Forum (GDF) deliberations, online-based promotions and sales. The enhancement of these businesses has helped increase women’s income and strength their autonomy and authority, as they are now directly involved in every agreement made to carry out the activities. This also had a major influence on the development of agricultural cultivation activities, as it has reduced residents’ use of fuel such as firewood taken from the forest, also decreasing health problems while cooking. **(Source: Annual Monitoring Report, 2020-2021)**

Social Inclusion – Youth

In **Indonesia**, the Omah Kayu Village School (Sekolah Kampung Omah Kayu in Indonesian) implemented a project maintaining the sustainability of SGP OP6 programme through the development of village schools in four areas. The Omah Kayu Village School was established to provide alternatives and education opportunities for the younger generation and local residents. It had built a network of village schools including the Wali Reading House (Rumah Baca Wali) in

Binongko, Lokamuda in Nusa Penida, Kampo School (Sikola Kampo) in Kahianga village, and three youth organizations in Juriya village, by running the Village School jointly and prioritizing indigenous knowledge of each region. Through the project, training sessions were conducted in soft skills such as creative and systematic thinking, problem solving, and appreciative planning. Participatory learning workshops were organized in community assistance, sustainability maintenance, library management, and development of school curriculum. As results, the Omah Kayu Village School developed school curriculums and toolkits in line with local circumstances. Together with the youth groups in the four regions, it strengthened the infrastructure of the village schools, improved facilities and space for learning practices in accordance with the potential and needs of the schools, such as buying books for school libraries, procuring demonstration plots for local food and fish drying and processing, developing coffee growing and packaging techniques, creating websites, etc. In addition, a revolving fund platform was procured for the village schools. The Omah Kayu Village School has become a hub for village schools in other regions to ensure the sustainability of programme implementation of SGP OP6. **(Source: Annual Monitoring Report, 2021-2022)**

ALIGNMENT OF OP7 COUNTRY PROGRAMME STRATEGY WITH NATIONAL PRIORITIES

The Indonesia SGP Country Programme will continue to support national priorities under OP7 and work in full partnership with all relevant government policies, plans, and programmes including but not limited to the following:

National Biodiversity Action Plan, 2003-2020 The NBSAP has eight components. This project is directly relevant to two of them:

- “Improve the ability of communities in conducting sustainable and equitable management of biodiversity based on local knowledge and wisdom, supported by an easy access to accurate data and information on the functions and potentials of biodiversity, their distribution and abundance, etc., and by a fair and profitable trade and pricing system, which reflects the protection of biodiversity and local traditions and knowledge, for the achievement of equitable social welfare and the eradication of poverty.”
- “Enhance and expand research and development of knowledge and technology for sustainable biodiversity management, followed by the development and dissemination of biodiversity information network, supported by a transparent and mutual partnership among the government, private sector, and community at local, regional, national and international levels.”

Agrarian Reform Programme (TORA). This programme aims to promote equal access to land by local communities covering at least 12.5 million ha of lands.

Social Forestry schemes. Launched in 2014, the schemes are enabling forest-dependent communities’ access to manage 12.7 million ha of state forest area through social forestry modalities. The underlying objective of the programme is to improve the livelihoods of local communities through incentivizing sustainable practices.

Law No. 11, dated May 8, 2013. The law is regarding the Ratification of the Nagoya Protocol to the Convention on Biological Diversity on Access to Genetic Resources and the Fair and Equitable Sharing of Benefits Arising from Their Utilization. Output 1.2.2 of this proposal is aligned with the Nagoya Protocol to enable access and distribution of profits related to the utilization of genetics resources, and to prevent the illegal use of genetic resources and genetics resources piracy (biopiracy).

Indonesia Updated Nationally Determined Contribution (2021). With respect to mitigation, the project will contribute towards the national targets associated with rehabilitation of degraded land (12 million ha by 2030), as well as increasing the mix of new and renewable energy (at least 23% in 2025 and at least 31% in 2050). The interventions on the SGP OP7 project will also contribute towards the national programmes, strategies and actions to achieve climate resilience targets, including promoting sustainable agricultural practices, mainstreaming climate change adaptation in watershed management, mainstreaming climate change adaptation in forest management to support mitigation actions and enhancement of economic resilience of local communities, reducing vulnerability through improved capacity of social-economy and livelihood, enhancing community capacity in natural resource management as a source of income, empowering communities in natural disaster preparedness, and strengthening stakeholder coordination and communication.

Indonesia’s National Action Plan on Climate Change Adaptation 2012-2019. The Government of Indonesia has developed a National Action Plan for Adaptation to Climate Change (RAN-API). It is aimed at building economic resilience, establish livelihood resilience, maintain environmental service resilience, strengthen resilience of specific areas (e.g., urban, coastal and small islands), and strengthen support systems (e.g., knowledge management, capacity building, planning and budgeting, monitoring and evaluation). This project is aligned and supportive of this plan.

Indonesia Third National Communication to the United Nations Framework Convention on Climate Change (UNFCCC) (2017). The OP7 project is fully consistent with the considerations to enhance the planning of adaptation and mitigation strategies found in the Third National Communication and will complement and strengthen them on the ground:

- Using a bottom-up approach for adaptation planning;
- Developing community-based measures for stakeholders' involvement in adaptation planning;
- Increasing public awareness about climate change;
- Improving adaptive capacity of the community.

UNCCD 2018-2030 Strategic Framework. The strategies of SGP Indonesia are also in line with the programme directions of the UNCCD to combat desertification through soil conservation, afforestation, and reforestation activities, as well as by encouraging and promoting local community participation and environmental education. Action at the local level should combine the fight against desertification with efforts to alleviate rural poverty and to always use indigenous plant species in the process. SGP Indonesia will continue to provide technical support and funding for communities' initiatives that are in line with the above strategies. SGP Indonesia will coordinate the involvement of the private sector in achieving the land degradation neutrality (LDN) target.

Land Degradation Neutrality (LDN) Country Report, 2015. The project will support achievement of the LDN National Voluntary Target¹ through promoting community-driven sustainable forest management through social forestry schemes, expanding application of good agroecological practices, and empowerment of local communities to implement landscape management strategies. The Sabu Raijua District OP7 landscape is located in one (East Nusa Tenggara) of the three provinces identified as LDN hotspots in the national LDN country report.

Indonesia National Mid-Term Development Plan (NMTDP) for 2020-2024. The National Mid-Term Development Plan (2020-2024) has identified Conservation and Rehabilitation of Forest Resources as one of the sub-strategies for Natural Resources and Environment, to be implemented through Macro Planning in the Forestry Sector and Establishment of Forest Areas. A significant indication of progress on the side of the government is the establishment of FMUs (Forest Management Units) across Indonesia to reduce deforestation and forest degradation, and implement sustainable forest management. FMUs are envisioned to become local institutions with the competency to: carry out forest management and planning activities of forest sites, prepare the preconditions for issuing forest utilization licenses, and monitor and evaluate implementation. In performing these tasks, the FMUs are expected to liaise with multiple stakeholders including local government, communities, NGOs, investors and the private sector.

Nine priorities agenda for 2019-2024. The strategies of SGP Indonesia for GEF-7 are also in line with the programme areas identified in the "nine priorities agenda", designed by the new president of Indonesia Joko Widodo and his Vice President Ma'ruf Amin, to strengthen rural areas within the framework of a unitary state of Indonesia; to improve the life of Indonesians by improving the quality of education and training through the "Smart Indonesia" program and increasing Indonesia's social welfare and health through the "Healthy Indonesia" and "Prosperous Indonesia" programs; to encourage land reform and land ownership for the people of Indonesia; to improve people's productivity and competitiveness in the international market so that Indonesia can move forward and stand with other Asian nations; and to achieve economic independence by targeting strategic sectors of the domestic economy. The government will provide assistance to increase productivity to ensure an inclusive economy through, among other measures, providing technology to farmers and fishermen. The government policies will focus

¹Indonesia – Land Degradation Neutrality National Report, Republic of Indonesia, Jakarta, 2015.

on human development, which also encompasses gender equality and women's empowerment. The agenda also introduces a gender-responsive budgeting system as well as objectives to increase female participation in education, with the goal of boosting women's representation in politics and empowerment in the economy.

Indonesian National Plan of Action of Coral Triangle Initiative on coral reef, fisheries and food security (CTI-CFF) (2009). The implementation of the GEF-financed Coral Triangle Initiative in Indonesia will be directed towards the accomplishment of the five goals agreed upon in the first Senior Official Meeting in Bali, December 2007. Such goals and targets developed are then tied to the medium- and long-term government strategies related to coral reefs, fisheries, and food security. This implementation plan is laid out in the National Plan of Action, which will guide and streamline Indonesia's effort on the ground to achieve conservation of coral reefs for the sustainability of fisheries and food security. Several principles guiding the actions under the Coral Triangle Initiative are in line with SGP Indonesia community-based seascape approach proposed in this project:

- CTI should support people-centered biodiversity conservation, sustainable development, poverty reduction and equitable benefit sharing. CTI goals and actions should address both poverty reduction (e.g., food security, income, and sustainable livelihoods for coastal communities) and biodiversity conservation (e.g., conservation and sustainable use of species, habitats, and ecosystems).
- CTI should be inclusive and engage multiple stakeholders. Multi-stakeholder groups should be actively engaged in the CTI, including other national governments, local governments, NGOs, private sector companies, bilateral donor agencies, multilateral agencies, indigenous and local communities, coastal communities, and the academic and research sector.

UNDP-implemented Small Grants Programme is delivering integrated results at the country level supporting local level capacities aligned with multiple Multilateral Environmental Conventions. This includes support to work for CBD National Biodiversity Strategy and Action Plan (NBSAP), UNFCCC Nationally Determined Contributions (NDCs), Nationally Appropriate Mitigation Actions (NAMA) and National Adaptation Plans of Action (NAPA), UNCCD National Action Programmes (NAP), and localization of Sustainable Development Goals, amongst many others.

METHODOLOGICAL BASIS OF COUNTRY REPORT

- Results aggregations over time are only for completed projects.
- With SGP's rolling modality, results reflect all ongoing operational phases during the indicated period. Please refer to the total projects completed on the first page for information in this regard.
- The source of reported results is the annual monitoring process, which is part of the annual monitoring requirements for each country programme. Additionally, evaluative evidence sources have also been leveraged, if available for the country programme.
- This results report benefits from extensive quality assurance. All information across all countries in the portfolio is harmonized, verified, and evidenced before being reported. Several layers of this quality assurance have been implemented in the generation of this report and there are no result duplications across years. This point is important not only for a specific unit of measurement (i.e., indicator selected) but also for results aggregation across years in a given operational phase. Reported results include both direct and indirect global-environmental and socio-economic benefits. This is due to SGP's work in two key areas:
 - SGP works towards behavioural change at individual, organizational, and community levels. Social determinants that shape human interaction with the environment play an important role, especially at the community level, as sustainability and the continuation of environmental gains often depend on them. These factors include positive shifts in knowledge, attitudes, practices, social and cultural norms, and conventions. Such interventions shape not only demand but also communication between community leaders and other influencers in promoting the adoption of environmentally friendly behaviours and practices. Often, SGP projects have ripple effects that go well beyond the direct scope of the project, emphasizing the importance of measuring indirect impact.
 - Encouraging Community Action for Environmental Change. For many years, SGP has focused on promoting and supporting local community groups to bring about broader and sustainable environmental change. This approach is a key aspect of SGP's work and recognizes the power of motivated community groups to create significant impact and drive positive transformation. Community group action refers to informal gatherings of individuals and organizations in the community who share a common belief and purpose. It involves taking practical steps over time to address environmental and socioeconomic challenges and creating positive change. This grassroots-level approach relies on the active involvement and empowerment of the community, with the initial efforts acting as a catalyst for further mobilization. By encouraging self-governance and involving those most affected by the issues, community action can extend its influence to more people in the community, underscoring the importance of measuring indirect impact.