



# SMALL GRANTS PROGRAMME RESULTS REPORT (FY 2017-2023)

---

## ST. KITTS AND NEVIS



# COUNTRY REPORT CARD

## FY 2017-2023

PORTFOLIO PROFILE SINCE INCEPTION			
Country Programme Name	St. Kitts and Nevis		
Year Started	2014		
	<b>GEF</b>	<b>Non-GEF</b>	<b>Total</b>
Number of projects	59	7	66
Grant amount committed	2,099,371	206,150	2,305,521
Project level co-financing in cash	599,198	2,413	601,611
Project level co-financing in kind	1,812,101	247,092	2,059,193
Total co-financing *	2,866,954		
Source: SGP database as of 2023			
* Total co-financing = Total project level co-financing (in cash and in kind) + Non-GEF grant amount committed			

	July 2016 - June 2017	July 2017 - June 2018	July 2018 - June 2019	July 2019 - June 2020	July 2020 - June 2021	July 2021 - June 2022	July 2022 - June 2023	Total Value 2016 - 2023
<b>Focal Area Distribution (by completed projects)</b>								
Biodiversity	2	1	2	-	2	1	-	8
Climate Change	1	3	-	-	-	-	1	5
Land Degradation	-	2	3	-	-	-	-	5
Capacity Development	-	4	3	1	1	3	-	12
International Waters	-	-	-	-	2	-	-	2
<b>Total Projects Completed</b>	<b>3</b>	<b>10</b>	<b>8</b>	<b>1</b>	<b>5</b>	<b>4</b>	<b>1</b>	<b>32</b>

Source: Reporting by Country Programme as part of Annual Monitoring Process (2016-2023)

	July 2016 - June 2017	July 2017 - June 2018	July 2018 - June 2019	July 2019 - June 2020	July 2020 - June 2021	July 2021 - June 2022	July 2022 - June 2023	Total Value 2016 - 2023 **
** Kindly note the total values 2016-2023 have undergone comprehensive quality assurance that supports aggregation of results over time. This includes removal of duplicative data over time and/or inclusion of more results based on verification by SGP country teams.								
<b>PROGRESS TOWARDS FOCAL AREA OBJECTIVES</b>								
<b>Biodiversity</b>								
Number of biodiversity projects completed	2	1	2	-	2	1	-	8
Number of significant species conserved	4	1	5	-	1	-	-	11
Number of target landscapes/seascapes under improved community conservation and sustainable use	1	-	-	-	2	1	-	4
Hectares of target landscapes/seascapes under improved community conservation and sustainable use	-	-	-	-	5	1	-	6
<b>Climate Change</b>								
Number of climate change projects completed	1	3	-	-	-	-	1	5
Did the country programme address community-level barriers to deployment of low-GHG technologies? (yes/no)	Yes	-	Yes	-	-	-	-	2
Number of typologies of community-oriented, locally adapted energy access solutions with successful demonstrations or scaling up and replication	1	1	-	-	-	-	1	3
<b>Breakdown of projects</b>								
Low carbon technology and renewable energy projects	1	3	-	-	-	-	1	5
<b>Land Degradation</b>								
Number of land degradation projects completed	-	2	3	-	-	-	-	5

	July 2016 - June 2017	July 2017 - June 2018	July 2018 - June 2019	July 2019 - June 2020	July 2020 - June 2021	July 2021 - June 2022	July 2022 - June 2023	Total Value 2016 - 2023 **
Number of community members with improved actions and practices that reduce negative impacts on land uses	-	25	100	-	-	-	-	125
Hectares of land brought under improved management practices	-	5	-	-	-	-	-	5
Number of farmer leaders involved in successful demonstrations of agro-ecological practices	-	2	-	-	-	-	-	2
Number of farmer organizations, groups or networks disseminating climate-smart agroecological practices	-	-	1	-	-	-	-	1
<b>International Waters</b>								
Number of international waters projects completed	-	-	-	-	2	-	-	2
<b>Capacity Development</b>								
Number of capacity development projects completed	-	4	3	1	1	3	-	12
Number of civil society organizations with strengthened capacities	-	-	2	4	1	4	-	11
Number of community-based organizations with strengthened capacities	-	4	2	4	1	4	-	15
Number of people with improved capacities to address global environmental issues at the community level	-	188	296	45	50	380	-	959
<b>GRANTMAKER PLUS</b>								
<b>CSO-Government Dialogue</b>								
Number of CSO-government dialogues supported	-	-	-	3	-	-	-	3

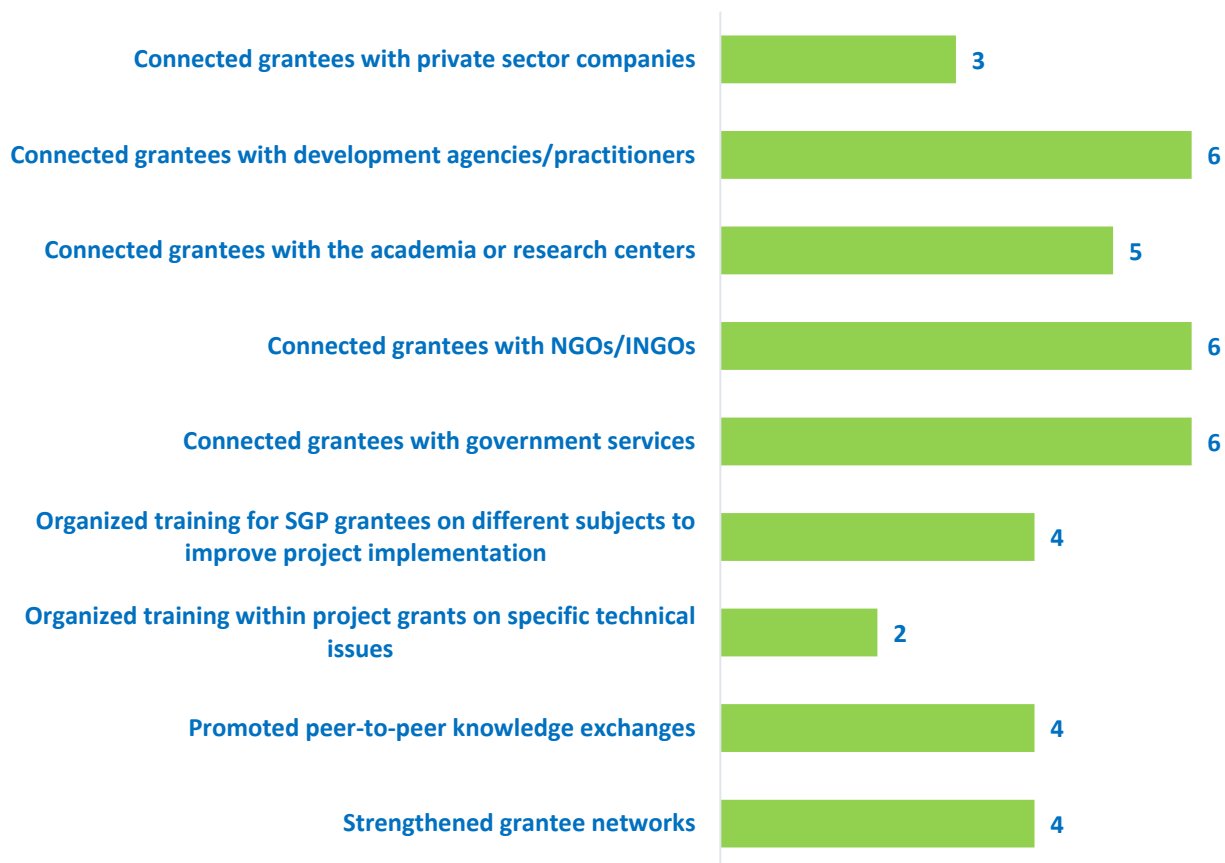
	July 2016 - June 2017	July 2017 - June 2018	July 2018 - June 2019	July 2019 - June 2020	July 2020 - June 2021	July 2021 - June 2022	July 2022 - June 2023	Total Value 2016 - 2023 **
Number of CSO/CBO representatives involved in the dialogues	-	-	-	75	-	-	-	75
<b>South-South Exchange</b>								
Number of South-South exchanges supported	-	-	-	-	-	1	1	2
<b>Gender</b>								
Number of gender responsive completed projects	2	10	-	-	-	1	1	14
Number of completed projects led by women	-	6	-	-	1	1	1	9
Programme Management: NSC gender focal point (yes/no)	Yes	Yes	Yes	Yes	Yes	Yes	Yes	7
<b>Youth</b>								
Number of completed projects that included youth	-	6	7	-	3	1	-	17
Number of youth organizations	-	-	1	-	-	1	1	3
Programme Management: NSC youth focal point (yes/no)	Yes	Yes	-	Yes	Yes	Yes	Yes	6
<b>BROADER ADOPTION (Scaling up, Replication, Policy Influence, Improving Livelihoods)</b>								
Projects replicated or scaled up	-	-	1	-	-	-	-	1
Projects with policy influence	-	1	-	-	-	1	-	2
Projects improving livelihoods of communities	1	3	4	1	4	2	1	16
<b>PROGRAMME EFFECTIVENESS</b>								
Peer-to-peer exchanges conducted	2	-	-	1	-	-	3	6
Community-level trainings conducted	4	-	-	-	-	-	4	8
Number of projects monitored through field visits	20	33	24	16	10	15	9	127

	July 2016 - June 2017	July 2017 - June 2018	July 2018 - June 2019	July 2019 - June 2020	July 2020 - June 2021	July 2021 - June 2022	July 2022 - June 2023	Total Value 2016 - 2023 **
<b>PROGRAMME MANAGEMENT</b>								
<b>National Steering Committee</b>								
Number of NSC meetings occurred during the reporting period	4	4	3	2	3	3	3	22
Average number of NSC members that participated in each NSC meeting	8	8	9	9	9	8	8	8

## GRAPHICAL REPRESENTATION OF KEY RESULTS

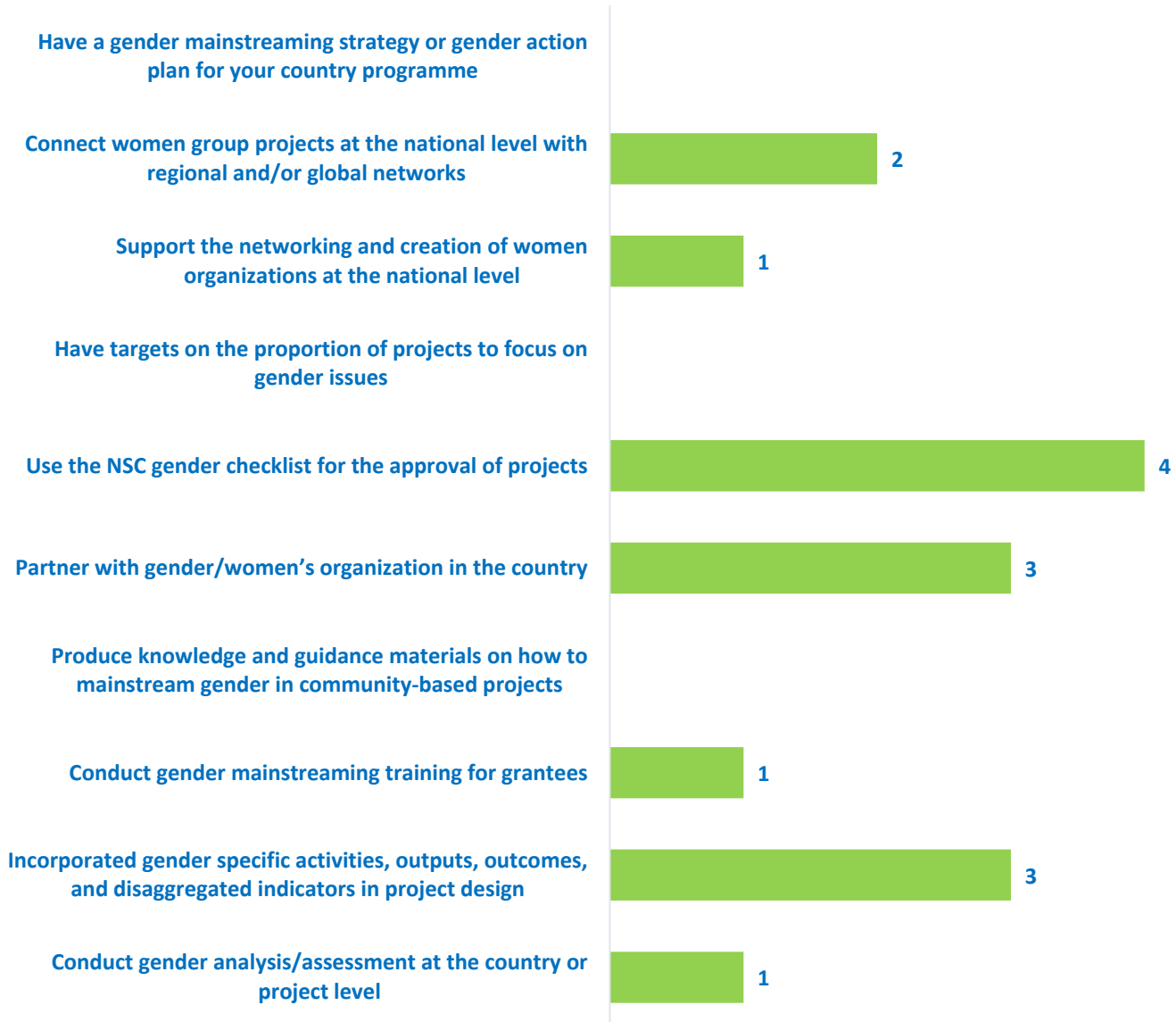
Interpreting the Green Bars in Graphs: The presence of green bars indicates the number of years that the country programme has achieved specific results. If a green bar is absent, it signifies that while the associated result is not observed in the country programme, it is still evident in the overall aggregated SGP portfolio.

### Number of Years Country Programme Deployed Capacity Development Strategies (Over 7-year reporting period from 2017-2023)



Source: Annual Monitoring Report 2017-2023

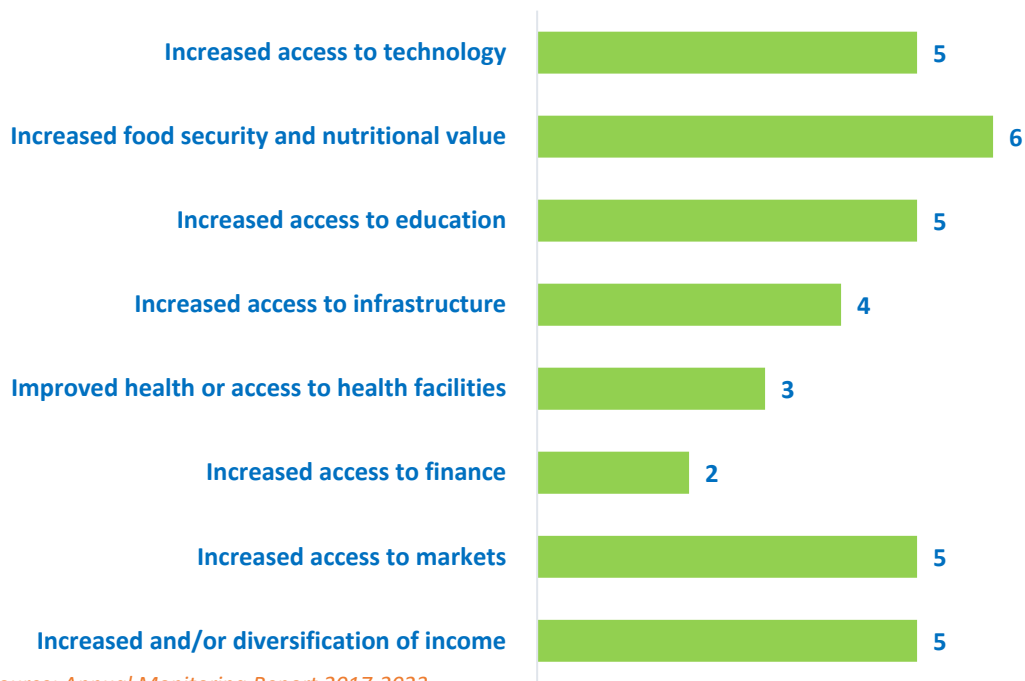
**Number of Years Country Programme Deployed Gender Mainsreaming Strategies  
(Over 7-year reporting period from 2017-2023)**



Source: Annual Monitoring Report 2017-2023

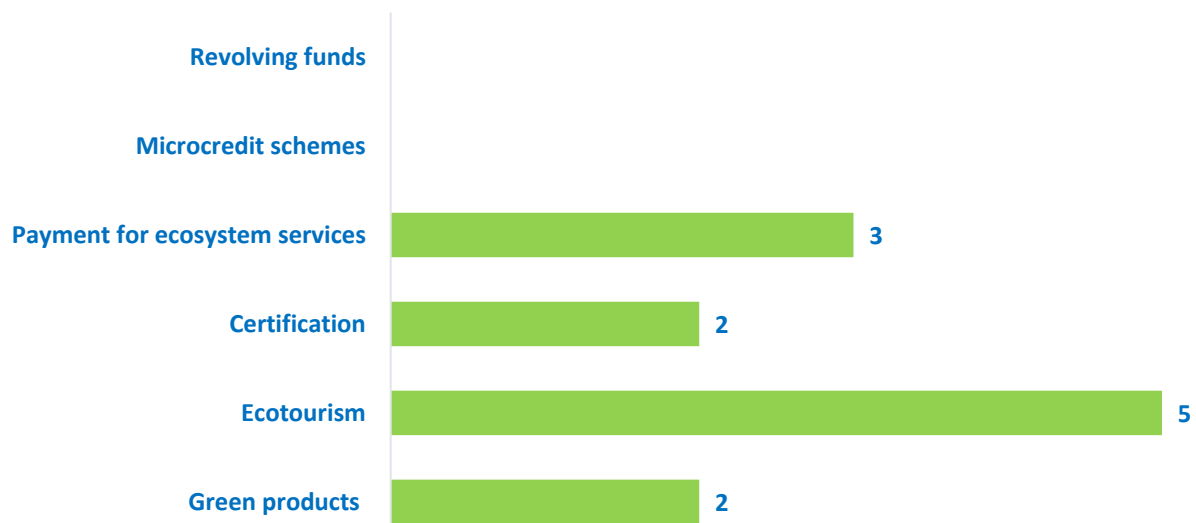


**Number of Years Country Programme Deployed Strategies to Improve Community Livelihoods and Quality of Life  
(Over 7-year reporting period from 2017-2023)**



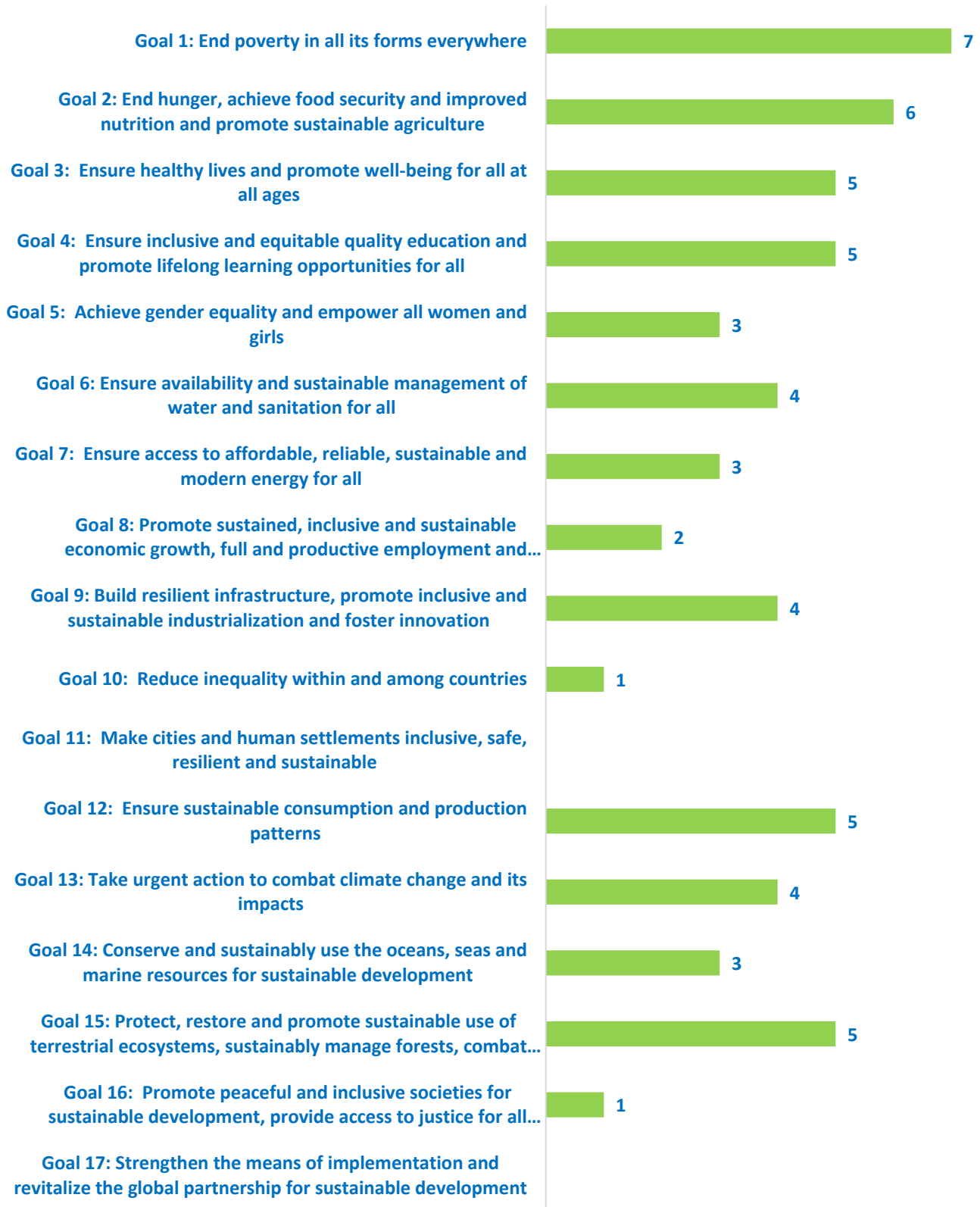
Source: Annual Monitoring Report 2017-2023

**Number of Years Country Programme Deployed Market-based and Financial Mechanisms to Improve Community Livelihoods  
(Over 7-year reporting period from 2017-2023)**



Source: Annual Monitoring Report 2017-2023

**Number of Years Country Programme Addressed Sustainable Development Goals  
(Over 7-year reporting period from 2017-2023)**



Source: Annual Monitoring Report 2017-2023

## EXAMPLES OF PROJECT RESULTS

### International Waters

In **St. Kitts and Nevis**, SGP supported grantee, *Network of Empowerment & Advocacy Technicians (NEAT SKN)*, to raise awareness on the importance of Blue Economy, focusing on a sustainable development approach to coastal resources. The project targeted young people and students to educate them on good fisheries and aquaculture practices as well as coastal renewable energy. Blue Economy Advocacy Team (B.E.A.T) workshops were hosted and over 30 students were recruited to be B.E.A.T ambassadors in their respective schools and their assigned zones. Partnerships with key stakeholders such as the St. Kitts Marine Services and Tourism Authority was established to ensure the sustainability and continuity of the project. This initiative was an opportunity to empower young people and create jobs while improving waste management and informing on the importance of safeguarding ocean resources. **(Source: Annual Monitoring Report, 2020-2021)**

### South-South Exchange

An ongoing project in **Saint Lucia** allowed the country programme and its partner *Iyanola Apiculture Collective (IAC)* to integrate a scientific approach into apiculture development. Based on the lessons learned, SGP Saint Lucia and IAC designed a strategic project involving **Saint Kitts and Nevis, Dominica, Saint Vincent and the Grenadines, Grenada, Trinidad and Tobago, and Samoa**. A 17-module Information and Communication Technologies (ICT) apiculture training programme was designed which trained over 140 persons within and outside the Caribbean region. All participating countries as well as Antigua and Barbuda attended the online beekeeping course. Beekeeping associations in the participating countries were strengthened by training new beekeepers, increasing the number of hives for more honey production, establishing new queen rear facilities, and using mobile units for honey collection in remote areas. Materials and equipment have been ordered for six of the countries. Another cohort of 100 persons has started another course on apiculture. The conceptual architectural designs for the Mankote Apiculture Research and Learning Institute (first of its kind) have been completed and presented to the development control authority for review. **(Source: Annual Monitoring Report, 2021-2022)**

## ALIGNMENT OF OP7 COUNTRY PROGRAMME STRATEGY WITH NATIONAL PRIORITIES

List of relevant conventions and national/regional plans or programmes:

Conventions + national planning frameworks	Date of ratification / completion
Agricultural Strategic Plan	2017
Aquaculture Development Strategy (2013-2023)	2013
Cartegena Convention (SPAW)	1983
CBD National Biodiversity Strategy and Action Plan (NBSAP)	2004
Convention on Biological Diversity (CBD)	1994
GEF-7 National Dialogues	2019
Minamata Convention (MC) on Mercury	2017
Montreal Protocol	1992
Nagoya Protocol on Access and Benefit-Sharing (ABS)	2018
National Biodiversity Action Plan (NBSAP)	2014
National Implementation Plan (NIP) 2014-2020	2014
Nationally Determined Contributions (NDCs) for Paris Accord	2016
Pesticide and Toxic Chemicals Control Act	1999
Poverty Reduction Strategy Paper (PRSP) (20013-2016)	2012
St. Christopher and Nevis Social Protection Bill	2018
Solid Waste Management Corporation Act	2001
St. George's Declaration of Principles on Environmental Sustainability	2000
St. Kitts and Nevis National Climate Change Adaptation Strategy	2018
St. Kitts and Nevis National Climate Change Policy	2017
St. Kitts and Nevis 6 <sup>th</sup> National Report to the CBD	2019
St. Kitts Nevis Tourism Sector Plan	2006
Stockholm Convention (SC) on Persistent Organic Pollutants (POPs)	2004
Strategic Action Programmes (SAPs) for shared international water-bodies (IW) <sup>5</sup>	2015
Substances that Deplete the Ozone Layer (Control) Regulations No. 06	2004
UN 2030 Sustainable Development Goals (SDGs)	2015
UN Convention on Biological Diversity (CBD)	1993
UN Convention to Combat Desertification (UNCCD)	2007
UN Framework Convention on Climate Change (UNFCCC)	2015
UNCCD National Action Programmes (NAP)	2018
UNFCCC National Communications (1 <sup>st</sup> , 2 <sup>nd</sup> , 3 <sup>rd</sup> )	2001, 2016

The national priorities in St. Kitts and Nevis indicate strong emphasis on the tourism sector as the engine of economic growth. Within the last few years, there has been substantial expansion of the sector: additional cruise port, hotels, national events and attractions; creating livelihoods across the island. The highly competitive nature of the industry requires innovative solutions that will continue to attract visitors. The Ministry of Tourism has earmarked restoration of natural resources as a key element of its plan to develop eco-tourism, aiming to attract new interest groups. Efforts to bolster the tourism industry are supported by initiatives in other national strategic plans. This focus, particularly since it promotes community-based tourism, perfectly aligns with that of the SGP's focus on conservation of biodiversity and creation of livelihoods.

Food security is both a local and global concern. Portions of land previously used for large scale farming of sugar cane, have been transformed into human settlements. Responsibility for food security rests with the Departments of Agriculture, Environment and Marine Resources. The Department of Agriculture is focused on introducing new methodologies, exploring mitigation strategies to address the threats posed by invasive species and the provision and management of chemicals used in crop production. Conservation of the terrestrial environment is the responsibility of the Department of Environment (DoE) which addresses deforestation and resultant land degradation; environmental impacts of pollution; and conservation of biodiversity. Land degradation has a significant impact on food production. As a result, the DoE embarked on community awareness training to stimulate action on reforestation and restoration of biodiversity. The Department of Marine Resources, (DMR) introduced legislation (Fisheries, Aquaculture and Marine Resources Act of 2016), to support activities that develop an aquaculture environment, increase fish production and address ocean pollution. Food security, land degradation, conservation of biodiversity and pollution are areas of specific focus for the SGP. Training conducted by the various departments, particularly the island-wide awareness training completed by the DMR and the DoE in their efforts to stimulate community engagement, has created a platform upon which SGP can build, by empowering interest groups to deliver the desired results.

Waste Management continues to be a growing concern. The increase in human settlements has resulted in a commensurate increase in the need for waste management services. Illegal dumping sites have been discovered in several areas. Innovative solutions to waste management need to be explored to address this growing problem. Currently, recycling and repurposing initiatives are limited to the sporadic activities of CBOs and the private sector.

UNDP-implemented Small Grants Programme is delivering integrated results at the country level supporting local level capacities aligned with multiple Multilateral Environmental Conventions. This includes support to work for CBD National Biodiversity Strategy and Action Plan (NBSAP), UNFCCC Nationally Determined Contributions (NDCs), Nationally Appropriate Mitigation Actions (NAMA) and National Adaptation Plans of Action (NAPA), UNCCD National Action Programmes (NAP), and localization of Sustainable Development Goals, amongst many others.

## METHODOLOGICAL BASIS OF COUNTRY REPORT

- Results aggregations over time are only for completed projects.
- With SGP's rolling modality, results reflect all ongoing operational phases during the indicated period. Please refer to the total projects completed on the first page for information in this regard.
- The source of reported results is the annual monitoring process, which is part of the annual monitoring requirements for each country programme. Additionally, evaluative evidence sources have also been leveraged, if available for the country programme.
- This results report benefits from extensive quality assurance. All information across all countries in the portfolio is harmonized, verified, and evidenced before being reported. Several layers of this quality assurance have been implemented in the generation of this report and there are no result duplications across years. This point is important not only for a specific unit of measurement (i.e., indicator selected) but also for results aggregation across years in a given operational phase. Reported results include both direct and indirect global-environmental and socio-economic benefits. This is due to SGP's work in two key areas:
  - SGP works towards behavioural change at individual, organizational, and community levels. Social determinants that shape human interaction with the environment play an important role, especially at the community level, as sustainability and the continuation of environmental gains often depend on them. These factors include positive shifts in knowledge, attitudes, practices, social and cultural norms, and conventions. Such interventions shape not only demand but also communication between community leaders and other influencers in promoting the adoption of environmentally friendly behaviours and practices. Often, SGP projects have ripple effects that go well beyond the direct scope of the project, emphasizing the importance of measuring indirect impact.
  - Encouraging Community Action for Environmental Change. For many years, SGP has focused on promoting and supporting local community groups to bring about broader and sustainable environmental change. This approach is a key aspect of SGP's work and recognizes the power of motivated community groups to create significant impact and drive positive transformation. Community group action refers to informal gatherings of individuals and organizations in the community who share a common belief and purpose. It involves taking practical steps over time to address environmental and socioeconomic challenges and creating positive change. This grassroots-level approach relies on the active involvement and empowerment of the community, with the initial efforts acting as a catalyst for further mobilization. By encouraging self-governance and involving those most affected by the issues, community action can extend its influence to more people in the community, underscoring the importance of measuring indirect impact.